



BC817DS-25

DUAL NPN GENERAL PURPOSE TRANSISTORS

Voltage

45V

Current

0.5A

Features

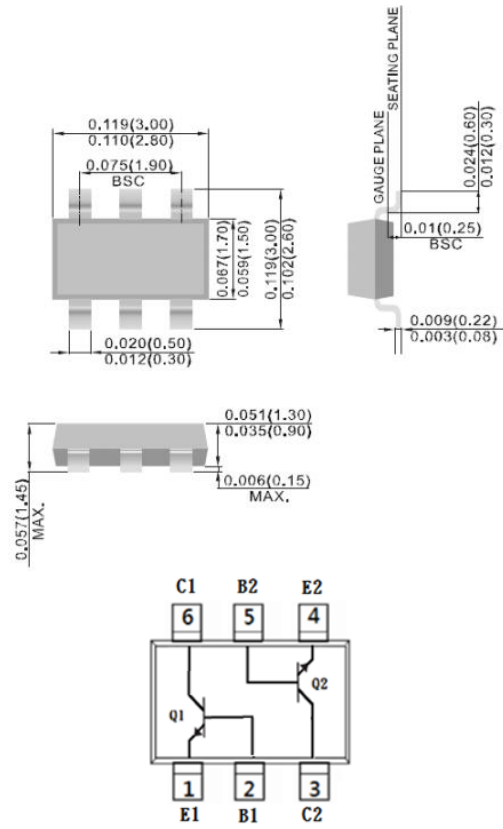
- General purpose amplifier applications
- High collector current capability
- Excellent DC current gain characteristics
- Lead free in compliance with EU RoHS 2.0
- Green molding compound as per IEC 61249 standard

Mechanical Data

- Case: SOT-23 6L Package
- Terminals : Solderable per MIL-STD-750, Method 2026
- Approx. Weight: 0.0005 ounces, 0.014 grams
- Marking: 8DS

SOT-23 6L

Unit: inch(mm)



Maximum Ratings and Thermal Characteristics ($T_A=25^{\circ}\text{C}$ unless otherwise noted)

PARAMETER	SYMBOL	LIMIT	UNITS
Collector-Base Voltage	V_{CBO}	50	V
Collector-Emitter Voltage	V_{CEO}	45	V
Emitter-Base Voltage	V_{EBO}	5	V
Collector Current (DC)	I_C	0.5	A
Collector Current (Pulse)	I_{CP}	1	A
Base Current	I_B	0.1	A
Collector Power Dissipation	P_D	330	mW
Operating Junction and Storage Temperature Range	T_J, T_{STG}	-55~150	$^{\circ}\text{C}$
Thermal Resistance from Junction to Ambient ^(Note)	$R_{\theta JA}$	378	$^{\circ}\text{C/W}$

Note: Mounted on FR4 PCB at 1 inch square copper pad.



BC817DS-25

Electrical Characteristics Q1 Q2 ($T_A=25^{\circ}\text{C}$ unless otherwise noted)

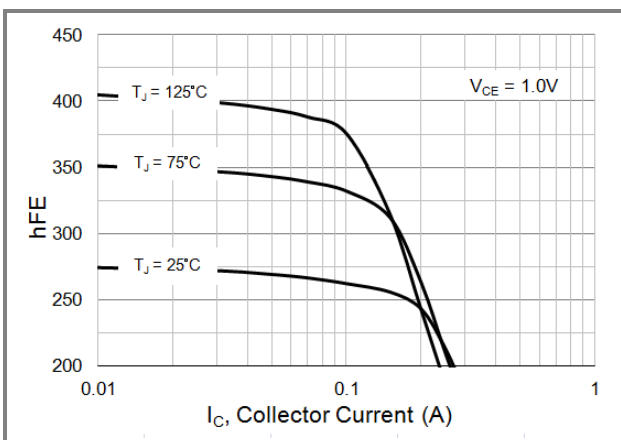
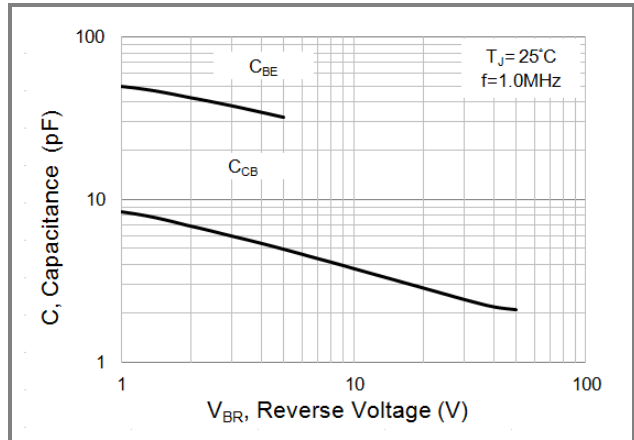
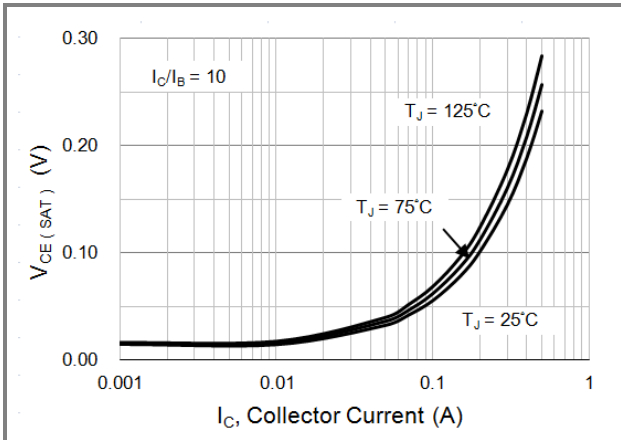
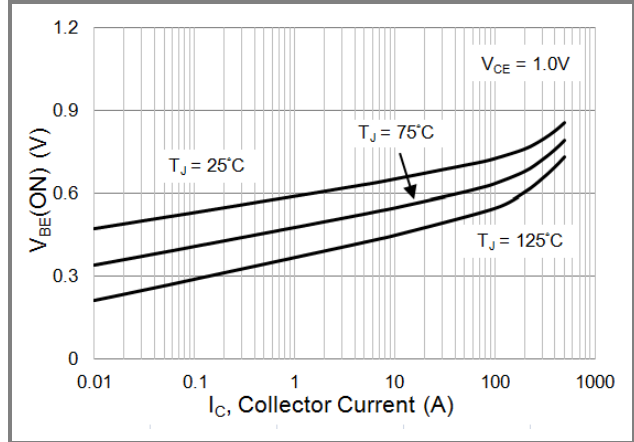
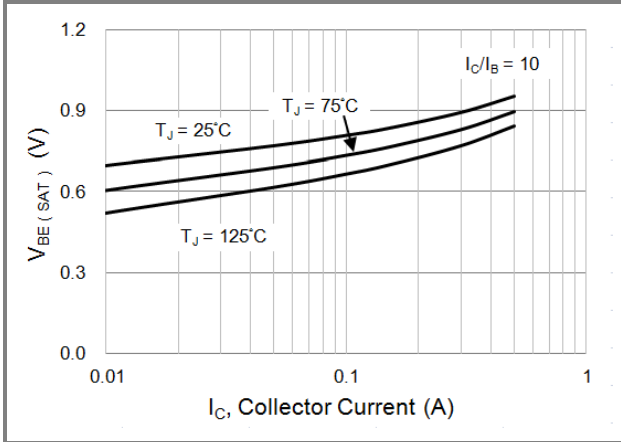
PARAMETER	SYMBOL	TEST CONDITION	MIN.	TYP.	MAX.	UNITS
OFF Characteristics						
Collector-Emitter Breakdown Voltage	BV_{CEO}	$I_C=10\text{mA}, I_B=0\text{A}$	45	-	-	V
Collector-Base Breakdown Voltage	BV_{CBO}	$I_C=0.01\text{mA}, I_E=0\text{A}$	50	-	-	V
Emitter-Base Breakdown Voltage	BV_{EBO}	$I_E=0.01\text{mA}, I_C=0\text{A}$	5	-	-	V
Collector Cutoff Current	I_{CBO}	$V_{CB}=20\text{V}, I_E=0\text{A}$	-	-	100	nA
Emitter Cutoff Current	I_{EBO}	$V_{EB}=5\text{V}, I_C=0\text{A}$	-	-	100	nA
ON characteristics						
DC Current Gain (Note1)	h_{FE}	$V_{CE}=1\text{V}, I_C=0.1\text{A}$	160	-	400	-
		$V_{CE}=1\text{V}, I_C=0.5\text{A}$	40	-	-	
Collector-Emitter Saturation Voltage (Note1)	$V_{CE(SAT)}$	$I_C=0.5\text{A}, I_B=50\text{mA}$	-	-	0.7	V
Base-Emitter Turn-on Voltage (Note1)	$V_{BE(ON)}$	$V_{CE}=1\text{V}, I_C=0.5\text{A}$	-	-	1.2	V
Transition Frequency	f_T	$V_{CE}=5\text{V}, I_C=0.01\text{A}$ $F=100\text{MHz}$	100	-	-	MHz
Collector Output Capacitance	C_{OB}	$V_{CB}=10\text{V}, I_E=0\text{A},$ $F=1\text{MHz}$	-	7	-	pF

Note: 1. Pulse width $\leq 300\mu\text{s}$, Duty cycle $\leq 2\%$



BC817DS-25

TYPICAL CHARACTERISTIC CURVES





BC817DS-25

PART NO PACKING CODE VERSION

Part No Packing Code	Package Type	Packing type	Marking	Version
BC817DS-25_R1_00001	SOT-23 6L	3K pcs / 7" reel	8DS	Halogen free
BC817DS-25_R2_00001	SOT-23 6L	10K pcs / 13" reel	8DS	Halogen free

MOUNTING PAD LAYOUT

