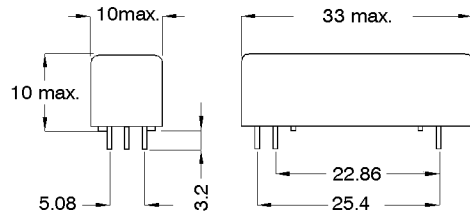


DIMENSIONS (mm)

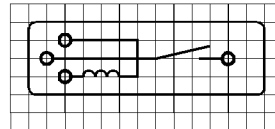


Pins: Ø0.65 mm
 L = 3.2±0.3 mm
 Material: Cu-alloy tinned

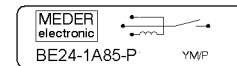


LAYOUT(10)

pitch 2.54 mm/Top view



MARKING



MEDER-Label
 Type/Layout
 Production code,
 EN60062/Factory code

Coil Data at 20 °C	Conditions	Min	Typ	Max	Unit
Coil resistance		1.260	1.400	1.540	Ohm
Coil voltage			24		VDC
Rated power			411		mW
Pull-In voltage				16,8	VDC
Drop-Out voltage		1,9			VDC

Contact Data 85	Conditions	Min	Typ	Max	Unit
Contact-form		A - NO			
Contact rating	Any DC combination of V & A not to exceed their individual max.'s			100	W
Switching voltage	DC or Peak AC			1.000	V
Switching current	DC or Peak AC			1	A
Carry current	DC or Peak AC 100% Duty Cycle			2,5	A
Contact resistance static	Measured with 40% overdrive			150	mOhm
Contact resistance dynamic	Maximum value 1,5 ms after excitation			200	mOhm
Insulation resistance	RH <45 %, 100 V test voltage	10			GOhm
Breakdown voltage (20-30 AT)	according to IEC 255-5	2.000			VDC
Operate time incl. bounce	measured with 40% overdrive			1,1	ms
Release time	measured with no coil excitation			0,1	ms
Capacitance	@ 10 kHz across open switch		0,5		pF

Special Product Data	Conditions	Min	Typ	Max	Unit
Insulation resistance Coil/Contact	RH <45%, 200 VDC test voltage	1.000			GOhm
Insulation voltage Coil/Contact	according to IEC 255-5	2			kVAC
Housing material		Polycarbonat			
Sealing compound		Polyurethan			
Connection pins		Copper alloy tin plated			
Number of contacts		1			

Environmental data	Conditions	Min	Typ	Max	Unit
Shock	1/2 sine wave duration 11ms			50	g
Vibration	from 10 - 2000 Hz			20	g
Ambient temperature		-20		70	°C



Products for tomorrow...

Europe: +49 / 7731 8399 0 | Email: info@meder.com
USA: +1 / 508 295 0771 | Email: salesusa@meder.com
Asia: +852 / 2955 1682 | Email: salesasia@meder.com

Item No.:
8824185100
Item:
BE24-1A85-P

Environmental data	Conditions	Min	Typ	Max	Unit
Storage temperature		-40		105	°C
Soldering temperature	wave soldering max. 5 sec.			260	°C
Cleaning		fully sealed			

Modifications in the sense of technical progress are reserved

Designed at: 01.10.08 Designed by: MPOTUZAK
Last Change at: Last Change by:

Approval at: 02.10.08 Approval by: DSTASTNY
Approval at: Approval by:

Version: 01