

Panel-Mount Fuseholder

HPG and HPD



Catalog Symbol: HPG and HPD

Panel-Mount

Agency Information: UL Recognized, Guide IZLT2, File E14853

Flammability Rating: UL 94VO-Fuseholder Body
UL94HB-Knob

General Information:

- Bayonet-type knob.
- For supplementary protection of transformers, relays, ballasts and small motors.
- Mount in 1/2" (12.7mm) knock-outs with locknut.
- Do not put tension on line (ear) terminal.

Electrical Ratings

Catalog Symbol	Amps	Volts AC	Fuse Description
HPG	30 ⁽³⁾	600	1 3/32" x 1 1/2" (10.3 x 38.1mm)
HPG-EE	15	600	SC 0-15, 1 3/32" x 1 5/16" fuses.
HPD	30 ⁽³⁾	600	1 3/32" x 1 1/2" (10.3 x 38.1mm)

⁽³⁾20A max when used with quick connect terminals

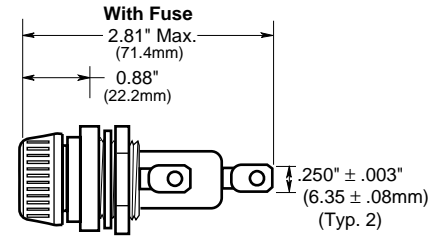
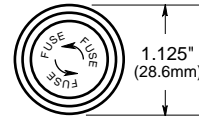
NOTE:

- HPG and HPG-EE has combination 1/4" quick-connect/solder terminals on both side (load) and rear (line) terminals.
- HPD has combination 1/4" quick-connect/solder terminal on side (load) terminal only. Rear (line) terminal is 3/16" shorter than HPG. Rear terminal solder only.

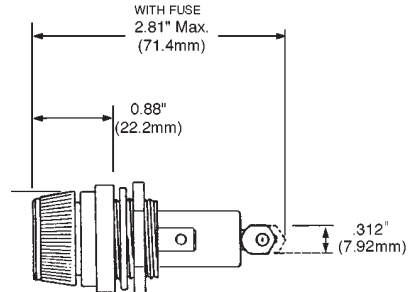

CE CE logo denotes compliance with European Union Low Voltage Directive (50-1000Vac, 75-1500Vdc). Refer to Data Sheet: 8002 or contact Bussmann Application Engineering at 636-527-1270 for more information.

Dimensional Data

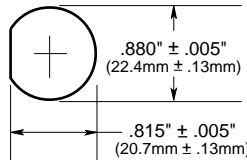
HPG
HPG-EE



HPD



Punched Mounting Hole



Maximum panel thickness, mounting flange in front of panel

Assumes Pollution Degree 3 per UL 840:

Conductive pollution, or dry, nonconductive pollution that becomes conductive due to condensation that is expected.

Maximum panel thickness *not including any sealing gaskets*.

System Voltage	600V		480		277		240		120	
	mm	Inches	mm	Inches	mm	Inches	mm	Inches	mm	Inches
Fuseholder	0.84	1/32"	1.73	1/16"	6.00	7/32"	6.55	1/4"	8.03	5/8"
HPG										
HPD	0.84	1/32"	1.73	1/16"	6.00	7/32"	6.55	1/4"	8.03	5/8"

Thicker panels may be used if fuse holder load terminal is fully insulated, using a UL recognized (VW-1) insulative heat-shrink tubing, or if anticipated environment is of Pollution Degree 1 or 2, or if panel is nonconductive.

Pollution Degree 2- Normally, only nonconductive pollution. However, a temporary conductivity caused by condensation may be expected.
Pollution Degree 1- No pollution or only dry, nonconductive pollution. The pollution has no influence.

Maximum panel thickness, mounting flange behind the panel: 5.08mm/0.200" (flush to knob collar)

The only controlled copy of this Data Sheet is the electronic read-only version located on the Bussmann Network Drive. All other copies of this document are by definition uncontrolled. This bulletin is intended to clearly present comprehensive product data and provide technical information that will help the end user with design applications. Bussmann reserves the right, without notice, to change design or construction of any products and to discontinue or limit distribution of any products. Bussmann also reserves the right to change or update, without notice, any technical information contained in this bulletin. Once a product has been selected, it should be tested by the user in all possible applications.