

PCB Fuse clips



HTC-200M

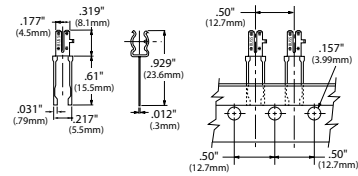
- Tin plated bronze
- Tape and fan fold packed



HTC-210M

- Tin plated brass

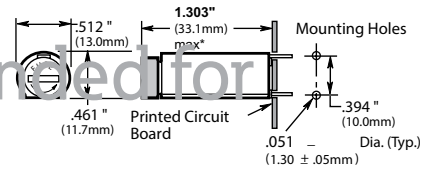
Dimensions- inches (mm)



PCB Fuse holders

HTC-45M

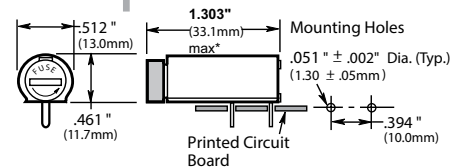
- 250 V, 10 A, 2.5 W
- Bayonet cap/carrier
- Operating temperature range: -30 °C to + 85 °C
- cURus: Guide IZLT2 & IZLT8 File # 14853



* Maximum dimension with fuse is installed

HTC-50M

- 250 V, 10 A, 2.5 W
- Bayonet cap/carrier
- Operating temperature range: -30 °C to + 85 °C
- cURus: Guide IZLT2 & IZLT8 File # 14853



* Maximum dimension with fuse is installed

Common HTC specifications

- Solerability: In accordance with IEC 68-2-20
- Molded materials: UL94 V-0

Packaging codes

Packaging code prefix	Description
Blank	10 pieces packed into a carton (HTC-15M and HTC-60M only)
BK-	100 pieces packed into a cardboard shelf package (HTC-15M and HTC-60M only)
BK1-	1000 pieces packed into a poly bag
BK4	4000 pieces packed into a carton (HTC-518M and HTC-528M only)
AP	1000 pieces per box in Ammo pack (HTC-200M only)

Life Support Policy: Eaton does not authorize the use of any of its products for use in life support devices or systems without the express written approval of an officer of the Company. Life support systems are devices which support or sustain life, and whose failure to perform, when properly used in accordance with instructions for use provided in the labeling, can be reasonably expected to result in significant injury to the user.

Eaton reserves the right, without notice, to change design or construction of any products and to discontinue or limit distribution of any products. Eaton also reserves the right to change or update, without notice, any technical information contained in this bulletin.

Eaton
Electronics Division
1000 Eaton Boulevard
Cleveland, OH 44122
United States
Eaton.com/electronics

© 2021 Eaton
All Rights Reserved
Printed in USA
Publication No. 2110
February 2021

Eaton is a registered trademark.

All other trademarks are property of their respective owners.

Follow us on social media to get the latest product and support information.

