

SINGLE-PHASE SILICON BRIDGE RECTIFIER
VOLTAGE RANGE 50 to 1000 Volts CURRENT 15 Amperes

FEATURES

- * Superior thermal desing
- * 300 amperes surge rating
- * 1/4" universal faston terminal
- * Hole thru for #8 screw

MECHANICAL DATA

- * Epoxy : Device has UL flammability classification 94V-0
- * UL listed the recongnized component director, file #94233

DISCONTINUED-

"This series is replaced by the MP15 series that meets to the same fit and function parameters.
The MP15 series is preferred for PCB assembly."

MAXIMUM RATINGS AND ELECTRICAL CHARACTERISTICS

Ratings at 25 °C ambient temperature unless otherwise specified.
Single phase, half wave, 60 Hz, resistive or inductive load.
For capacitive load, derate current by 20%.



BR-15



BR-15W

MAXIMUM RATINGS (@ TA=25 °C unless otherwise noted)

RATINGS	SYMBOL	BR1505	BR151	BR152	BR154	BR156	BR158	BR1510	UNITS
Maximum Recurrent Peak Reverse Voltage	V _{RRM}	50	100	200	400	600	800	1000	Volts
Maximum RMS Voltage	V _{RMS}	35	70	140	280	420	560	700	Volts
Maximum DC Blocking Voltage	V _{DC}	50	100	200	400	600	800	1000	Volts
Maximum Average Forward Rectified Current at T _C = 55°C	I _O	15.0							Amps
Peak Forward Surge Current 8.3 ms single half sine-wave superimposed on rated load (JEDEC method)	I _{FSM}	300							Amps
Typical Thermal Resistance (Note 2)	R _{θJC}	5							°C/W
	R _{θJA}	22							
Operating and Storage Temperature Range	T _J , T _{STG}	-55 to + 150							°C

ELECTRICAL CHARACTERISTICS (@TA=25 °C unless otherwise noted)

CHARACTERISTICS	SYMBOL	BR1505	BR151	BR152	BR154	BR156	BR158	BR1510	UNITS
Maximum Instantaneous Forward Voltage at 7.5ADC	V _F	1.1							Volts
Maximum DC Reverse Current at Rated DC Blocking Voltage	@T _A = 25°C	5.0							uAmps
	@T _C = 100°C	500							

- NOTES : 1. Suffix "W" for wire type.
2. Typical Thermal Resistance: Heat-sink case mounted.
3. "Fully ROHS compliant", "100% Sn plating (Pb-free)".

RATING AND CHARACTERISTICS CURVES (BR1505 THRU BR1510)

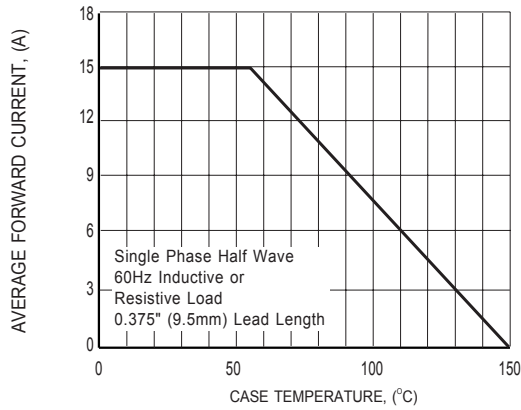


FIG.1 TYPICAL FORWARD CURRENT DERATING CURVE

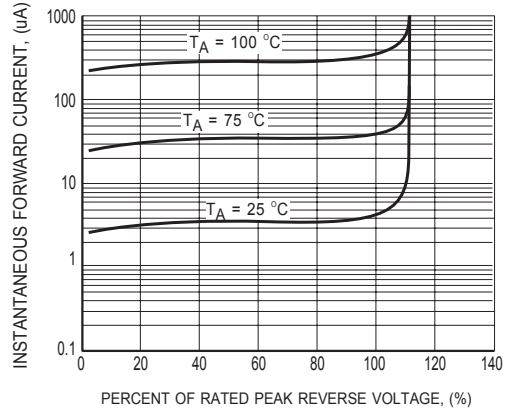


FIG.2 TYPICAL REVERSE CHARACTERISTICS

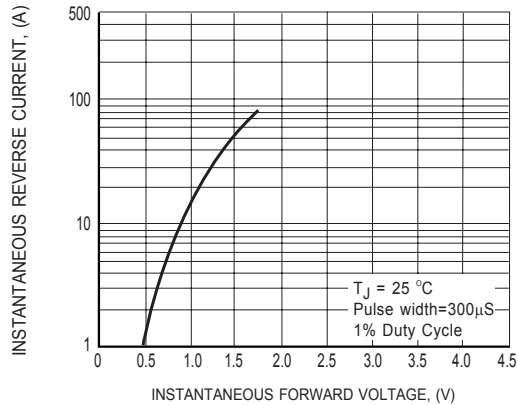


FIG.3 TYPICAL INSTANTANEOUS FORWARD CHARACTERISTICS

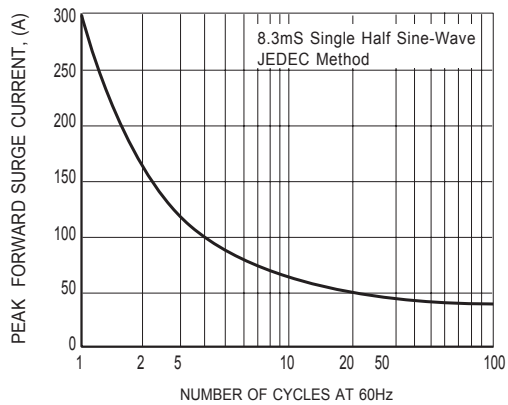
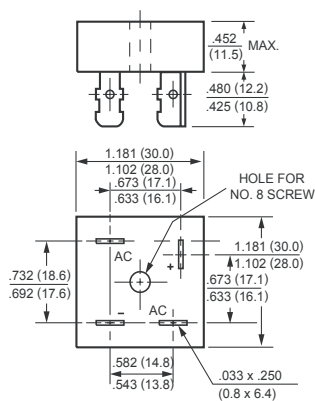
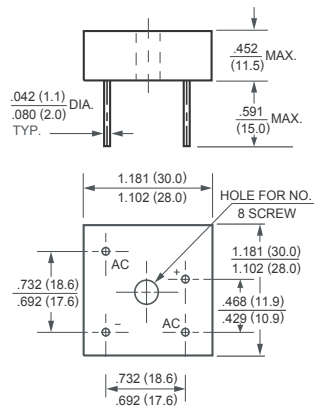


FIG.4 MAXIMUM NON-REPETITIVE FORWARD SURGE CURRENT



BR-15



BR-15W