

**SINGLE-PHASE GLASS PASSIVATED
SILICON BRIDGE RECTIFIER**
VOLTAGE RANGE 50 to 1000 Volts CURRENT 6.0 Amperes

FEATURES

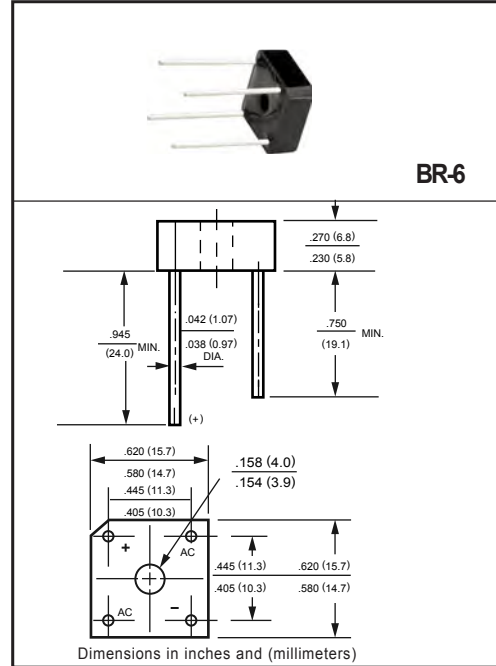
- * Surge overload rating :175 amperes peak
- * Low forward voltage drop
- * Small size :simple installation
- * Mounting position: Any
- * Mounting: Hole thru for #6 screw
- * Mounting Torque : 8 KgF/cm(max.)
- * Recommended Torque : 6 KgF/cm

MECHANICAL DATA

- * Epoxy: Device has UL flammability classification 94V-O
- * UL list the recognized component directory, file #E94233

MAXIMUM RATINGS AND ELECTRICAL CHARACTERISTICS

Ratings at 25 °C ambient temperature unless otherwise specified.
resistive or inductive load.



MAXIMUM RATINGS (@ TA=25 °C unless otherwise noted)

RATINGS	SYMBOL	BR605	BR61	BR62	BR64	BR66	BR68	BR610	UNITS
Maximum Recurrent Peak Reverse Voltage	V _{RRM}	50	100	200	400	600	800	1000	Volts
Maximum RMS Voltage	V _{RMS}	35	70	140	280	420	560	700	Volts
Maximum DC Blocking Voltage	V _{DC}	50	100	200	400	600	800	1000	Volts
Maximum Average Forward Rectified Current at T _C = 75 °C (with heat sink)	I _O	6.0							Amps
Peak Forward Surge Current 8.3 ms single half sine-wave superimposed on rated load (JEDEC method)	I _{FSM}	175							Amps
Current Squared Time	I ² t	127							A ² /Sec
Typical Thermal Resistance (Note 1)	R _{θJC}	7.3							°C/W
	R _{θJA}	25							
Operating and Storage Temperature Range	T _J , T _{STG}	-55 to + 150							°C

ELECTRICAL CHARACTERISTICS (@ TA=25 °C unless otherwise noted)

CHARACTERISTICS	SYMBOL	BR605	BR61	BR62	BR64	BR66	BR68	BR610	UNITS
Maximum Instantaneous Forward Voltage at 3.0A DC	V _F	1.1							Volts
Maximum DC Reverse Current at Rated DC Blocking Voltage	@ T _A = 25°C	5.0							uAmps
	@ T _A = 150°C	10							mAmps

- NOTES : 1. Thermal Resistance : Heat-sink case mounted or if PCB mounted.
2. "RoHS compliant"
3. Available in Halogen-free epoxy by adding suffix -HF after the part nbr.

RATING AND CHARACTERISTICS CURVES (BR605 THRU BR610)

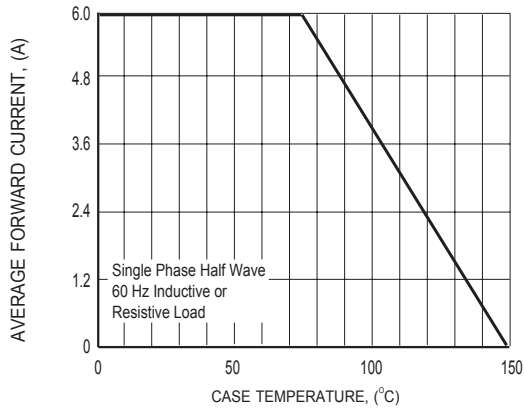


FIG.1 TYPICAL FORWARD CURRENT DERATING CURVE

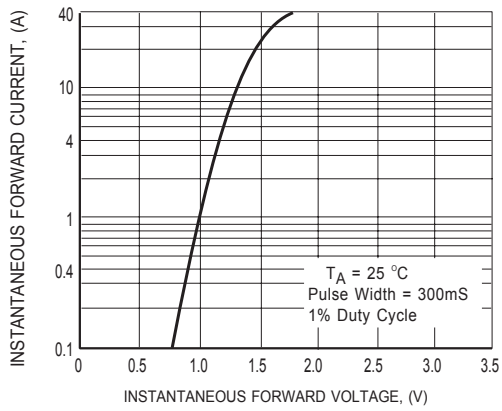


FIG.2 TYPICAL INSTANTANEOUS FORWARD CHARACTERISTICS

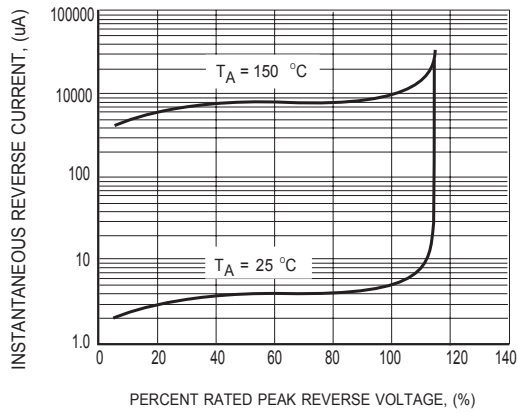


FIG.3 MAXIMUM REVERSE CHARACTERISTICS

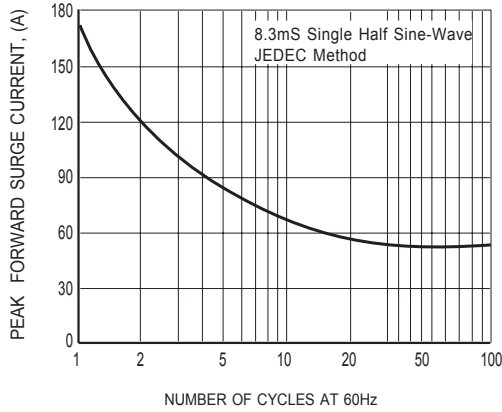


FIG.4 MAXIMUM NON-REPETITIVE FORWARD SURGE CURRENT

PACKAGING OF DIODE AND BRIDGE RECTIFIERS

BULK PACK

PACKAGE	PACKING CODE	EA PER BOX	INNER BOX SIZE (mm)	CARTON SIZE (mm)	EA PER CARTON	GROSS WEIGHT(Kg)
BR-3/-6	-B	200	206*208*55	450*220*255	2,000	7.50/8.50