

One-pole UL Type 4 non-SCCR surge arresters for power applications



Remote contact signaling

easyID™ local visual status indication

Control voltage system arresters

These non-SCCR single-pole arresters are for use as a single device or in combination with other devices for AC and DC power systems.

- Surge arrester according to UL 1449 4th Edition, Type 4 component acceptance for use in Type 2 applications helps meet UL 508A requirements
- Proven MOV technology for reliable surge protection
- Module locking system with module release button make module replacement easy without tools
- Remote signaling of all protection modules make status monitoring easy in any monitoring scheme
- No upstream overcurrent protection necessary for easier and more economical installation
- Vibration and shock tested according to EN 60068-2 to withstand harsh environments

Remote contact signaling

The three-pole terminal remote contact signaling has a floating changeover contact for use as a break or make contact, according to circuit concept.

Specifications:

System volts

- 75 Vac/100 Vdc to 120 Vac/200 Vdc (See ordering information tables)

System types

- AC and DC power systems up to 120 Vac/200 Vdc

Agency information

- CE
- CSA
- KEMA
- UL / cUL
- RoHS compliant

Mounting

- 35mm DIN-Rail

Warranty

- Five years

Catalog symbol:

- BSPM1_A_D_LVR

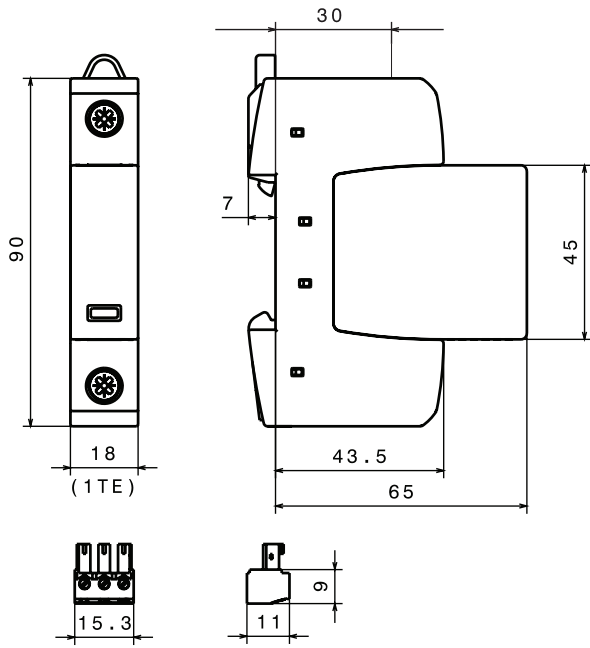
Description:

Eaton's Bussmann™ series one-pole non-SCCR UL Type 4 component acceptance surge arresters are for use in Type 2 applications. These modular surge arresters feature local *easyID™* visual status indication and remote contact signaling. The unique module locking system fixes the protection module to the base. Modules can be easily replaced without tools by simply depressing the release buttons. Integrated mechanical coding between the base and protection module ensures against installing an incorrect replacement module.

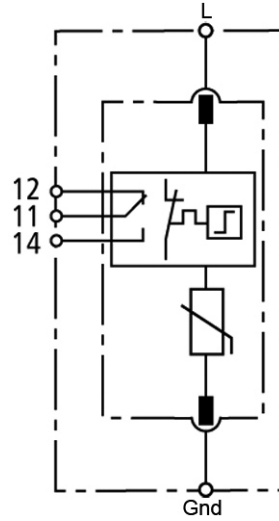
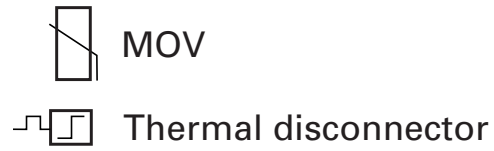


Powering Business Worldwide

Dimensions — mm:



Circuit diagram:



BSPMA75D100LV
BSPMA150D200LV

Catalog numbers and specifications

Ordering information — for 75 Vac/100 Vdc to 120 Vac/200 Vdc		System volts/catalog no.	
System voltage (50-60 Hz)		75 Vac/100 Vdc	120 Vac/200 Vdc
Catalog no. (base + modules)	With remote signaling	BSPM1A75D100LVR	BSPM1A150D200LVR
Replacement modules		BPMA75D100LV	BPMA150D200LV
Specifications			
Max. continuous operating AC voltage [V_c]		75 Vac	150 Vac
Voltage protection level [VPL]		≤ 0.4 kV	≤ 0.7 kV
Voltage protection level at 5 kA [VPL]		≤ 0.35 kV	≤ 0.55 kV
Max. continuous operating DC voltage [V_c]		100 Vdc	200 Vdc
Nominal discharge current (8/20 μ s) [I_n] AC		10 kA	15 kA
Nominal discharge current (8/20 μ s) [I_n] DC		10 kA	12.5 kA
Surge current capacity(8/20 μ s) [I_{max}]		40 kA	40 kA
Temporary overvoltage (TOV)		90 V / 5 sec.	175 V / 5 sec.
Agency information*		UL / cUL, CSA, KEMA	UL / cUL, CSA, KEMA
Specifications — all catalog numbers			
SPD according to EN 61643-11		Type 2	
SPD according to IEC 61643-1		Class II	
Response time [t_A]		≤ 25 ns	
TOV characteristics		Withstand	
Operating temperature range [T_U]		-40°C to +80°C	
Operating state/fault indication		Green (good) / red (replace)	
Number of ports		1	
Cross-sectional area (minimum)		14 AWG solid/stranded	
Cross-sectional area (maximum)		1 AWG solid — 2 AWG stranded	
Mounting		35mm DIN-Rail per EN 60715	
Enclosure material		Thermoplastic, UL 94V0	
Location category		Indoor	
Degree of protection		IP20	
Capacity		1 module, DIN 43880	
Warranty		Five years**	
Remote contact signaling			
Remote contact signaling type		Changeover contact	
AC switching capacity (volts/amps)		250 V/0.5 A	
DC switching capacity (volts/amps)		250 V/0.1 A; 125 V/0.2 A; 75 V/0.5 A	
Conductor ratings / cross-sectional area for remote contact signal terminals		60/75°C Max. 14 AWG solid/stranded	
Ordering information		Order from catalog numbers above	

* Agency information not applicable to DC ratings.

** See Limited Warranty Statement 3A1502 for details at Eaton.com/bussmannseries.