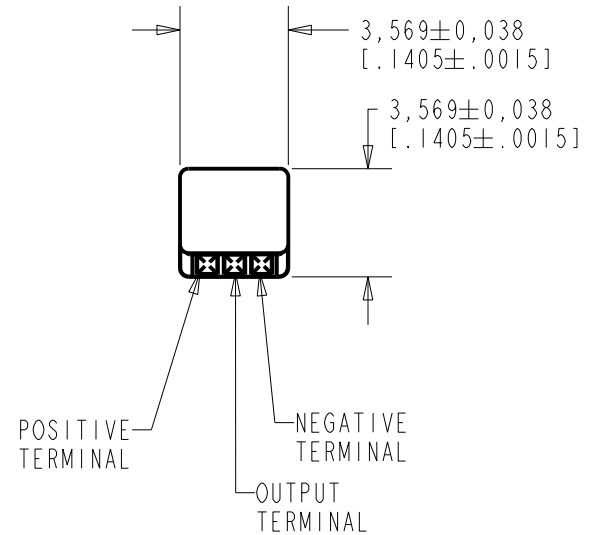
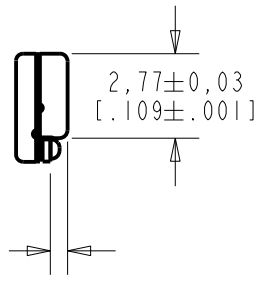
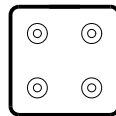
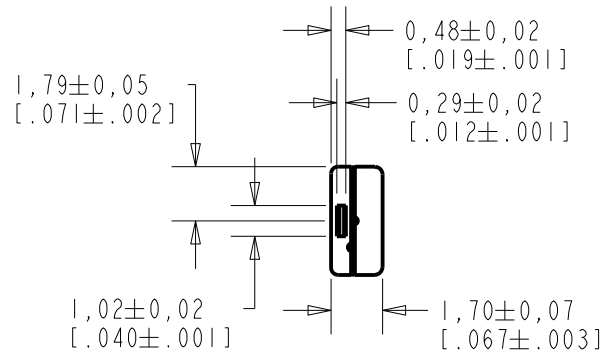


**BTM-26902-B01**

**SHT 1.1**

NOTES:

1. INCREASED PRESSURE AT SOUND INLET CAUSES A POSITIVE GOING VOLTAGE TO APPEAR AT THE OUTPUT TERMINAL, RELATIVE TO THE NEGATIVE TERMINAL.



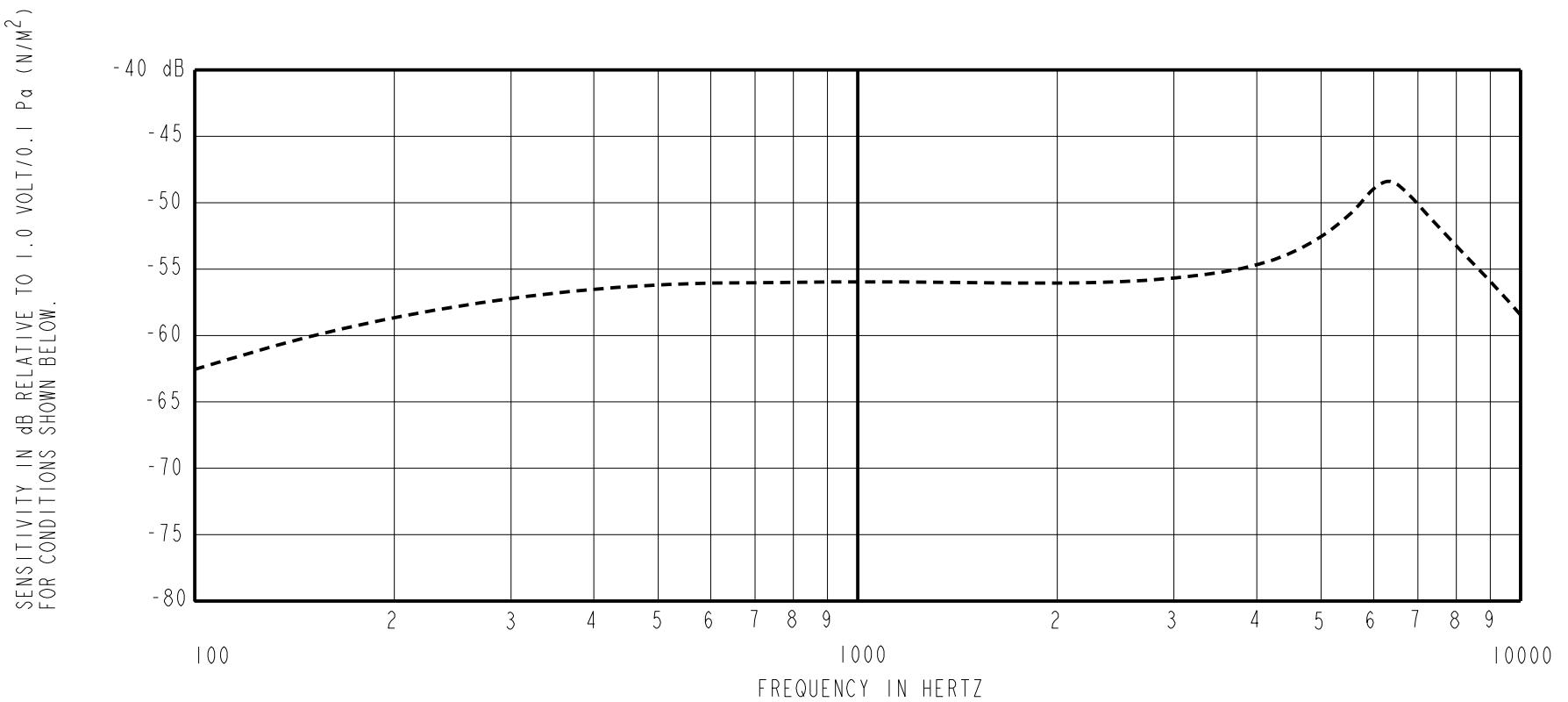
NOMINAL WEIGHT  
.08 GRAMS

DIMENSIONS IN MILLIMETERS [INCHES]

Revision	C.O. #	Implementation Date	RELEASE LEVEL	REVISION
			<b>Active</b>	<b>D</b>
D	MI0104420	12-16-11		

SCALE: <b>4:1</b>		DR. BY	DATE
DO NOT SCALE DRAWING		MMM	5-1-06
TITLE: <b>MICROPHONE</b>		CK. BY	DATE
<b>BTM-26902-B01</b>		GJP	5-4-06
OUTLINE DRAWING		APP. BY	DATE
<b>SHT 1.1</b>		GJP	5-4-06

**KNOWLES ELECTRONICS**  
ITASCA, ILLINOIS U.S.A.



FREQUENCY	SENSITIVITY			DEVICE CONFORMITY	
	MIN.	NOM.	MAX.	RANGE OF DEVIATION FROM 1KHz	
100	---	-62.0	---	-10.0	-3.0
1000	-58.5	-55.5	-52.5	0.0	0.0
≈6400	---	-48.5	---	+4.0	+10.0

- NOTES: 1. CASE CONNECTED TO NEGATIVE TERMINAL.  
2. MICROPHONE TO BE FUNCTIONAL WITH 1.6 VDC SUPPLY.  
3. TYPICAL SENSITIVITY TO HUMIDITY AT 1000Hz IS 0.03 dB/%RH  
4. SENSITIVITY AND NOISE VALUES INDICATED ON THIS SPECIFICATION ARE VALID AT 50% HUMIDITY.

PORT LOCATION	DC SUPPLY	AMPLIFIER CURRENT DRAIN	SENSITIVITY CHANGE ON REDUCING SUPPLY TO 0.9VDC	"A" WEIGHTED NOISE (1 kHz EQUIV. SPL)	OUTPUT IMPEDANCE OHMS		
					MIN.	NOM.	MAX.
12KN	1.3V	75 μA MAX.	3 dB MAX.	29.0 dB MAX.	2850	5200	8250

**KNOWLES ELECTRONICS**  
ITASCA, ILLINOIS U.S.A.

Revision	C.O. #	Implementation Date	RELEASE LEVEL	REVISION
D	MI0104420	12-16-11	<b>Active</b>	<b>D</b>

WHEN TEST LIMITS ARE USED TO ESTABLISH INCOMING INSPECTION ACCEPTANCE/REJECTION CRITERIA, CORRELATION OF TEST EQUIPMENT WITH KNOWLES IS ALSO REQUIRED FOR ELIMINATION OF EQUIPMENT AND TEST METHOD VARIATION		DR. BY	DATE
TITLE: <b>MICROPHONE</b> PERFORMANCE SPECIFICATION		MMM	5-1-06
		CK. BY	DATE
BTM-26902-B01 SHT 2.1		GJP	5-4-06
		APP. BY	DATE
		GJP	5-4-06