



BZT52-C2V4~BZT52-C75

SURFACE MOUNT SILICON ZENER DIODES

VOLTAGE 2.4 to 75 Volt **POWER** 410 mWatt

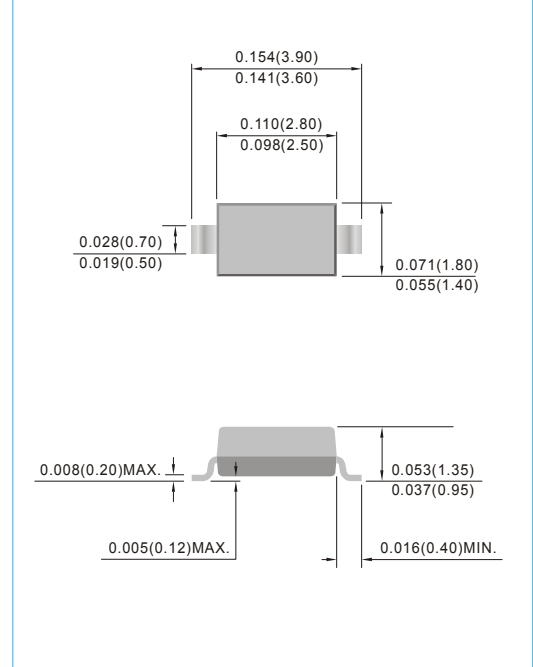
SOD-123 Unit : inch(mm)

FEATURES

- Planar Die construction
- 410mW Power Dissipation
- Zener Voltages from 2.4~75V
- Ideally Suited for Automated Assembly Processes
- Lead free in compliance with EU RoHS 2.0
- Green molding compound as per IEC 61249 standard

MECHANICAL DATA

- Case: SOD-123, Molded Plastic
- Terminals: Solderable per MIL-STD-750, Method 2026
- Polarity: See Diagram Below
- Approx. Weight: 0.0004 ounces, 0.01 grams

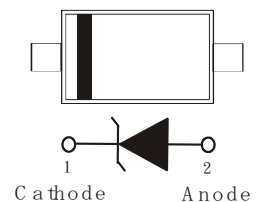


MAXIMUM RATINGS AND ELECTRICAL CHARACTERISTICS

PARAMETER	SYMBOL	VALUE	UNITS
Maximum Power Dissipation (Note A) at 25°C	P _D	410	mW
Typical Thermal Resistance	R _{JA}	510	°C/W
Operating Junction Temperature and Storage Temperature Range	T _J	-55 to +150	°C

NOTES:

- Mounted on a FR-4 PCB, single-sided copper, with 100cm² copper pad area.
- Mounted on a FR-4 PCB, single-sided copper, mini pad.





BZT52-C2V4~BZT52-C75

Part Number	Nominal Zener Voltage			Max. Zener Impedance				Max Reverse Leakage Current		Marking Code
	V _Z @ I _{ZT}			Z _{ZT} @ I _{ZT}		Z _{ZK} @ I _{ZK}		I _R @ V _R		
	Nom. V	Min. V	Max. V	Ω	mA	Ω	mA	μA	V	
410 mWatts Zener Diodes										
BZT52-C2V4	2.4	2.28	2.52	85	5.0	600	1.00	100	1.0	W1
BZT52-C2V7	2.7	2.57	2.84	83	5.0	600	1.00	75	1.0	W2
BZT52-C3	3.0	2.85	3.15	95	5.0	600	1.00	50	1.0	W3
BZT52-C3V3	3.3	3.14	3.47	95	5.0	600	1.00	25	1.0	W4
BZT52-C3V6	3.6	3.42	3.78	95	5.0	600	1.00	15	1.0	W5
BZT52-C3V9	3.9	3.71	4.10	95	5.0	600	1.00	10	1.0	W6
BZT52-C4V3	4.3	4.09	4.52	95	5.0	600	1.00	5.0	1.0	W7
BZT52-C4V7	4.7	4.47	4.94	78	5.0	500	1.00	5.0	1.0	W8
BZT52-C5V1	5.1	4.85	5.36	60	5.0	480	1.00	0.1	0.8	W9
BZT52-C5V6	5.6	5.32	5.88	40	5.0	400	1.00	0.1	1.0	WA
BZT52-C6V2	6.2	5.89	6.51	10	5.0	150	1.00	0.1	2.0	WB
BZT52-C6V8	6.8	6.46	7.14	8	5.0	80	1.00	0.1	3.0	WC
BZT52-C7V5	7.5	7.13	7.88	7	5.0	80	1.00	0.1	5.0	WD
BZT52-C8V2	8.2	7.79	8.61	7	5.0	80	1.00	0.1	6.0	WE
BZT52-C8V7	8.7	8.27	9.14	7	5.0	100	1.00	0.1	6.5	87C
BZT52-C9V1	9.1	8.65	9.56	10	5.0	100	1.00	0.1	7.0	WF
BZT52-C10	10	9.50	10.50	15	5.0	150	1.00	0.1	7.5	WG
BZT52-C11	11	10.45	11.55	20	5.0	150	1.00	0.1	8.5	WH
BZT52-C12	12	11.40	12.60	20	5.0	150	1.00	0.1	9.0	WI
BZT52-C13	13	12.35	13.65	25	5.0	170	1.00	0.1	10.0	WK
BZT52-C14	14	13.30	14.70	25	5.0	170	1.00	0.1	10.5	WJ
BZT52-C15	15	14.25	15.75	30	5.0	200	1.00	0.1	11.0	WL
BZT52-C16	16	15.20	16.80	40	5.0	200	1.00	0.1	12.0	WM
BZT52-C17	17	16.15	17.85	40	5.0	200	1.00	0.1	13.0	17C
BZT52-C18	18	17.10	18.90	50	5.0	225	1.00	0.1	14.0	WN
BZT52-C20	20	19.00	21.00	50	5.0	225	1.00	0.1	15.0	WO
BZT52-C22	22	20.90	23.10	55	5.0	250	1.00	0.1	17.0	WP
BZT52-C24	24	22.80	25.20	80	5.0	250	1.00	0.1	18.0	WR
BZT52-C27	27	25.65	28.35	80	5.0	300	1.00	0.1	20.0	WS
BZT52-C28	28	26.60	29.40	80	5.0	300	1.00	0.1	22.0	28C
BZT52-C30	30	28.50	31.50	80	5.0	300	1.00	0.1	22.5	WT
BZT52-C33	33	31.35	34.65	80	5.0	325	1.00	0.1	25.0	WU
BZT52-C36	36	34.20	37.80	90	5.0	350	1.00	0.1	27.0	WW
BZT52-C39	39	37.05	40.95	90	5.0	350	1.00	0.1	29.0	WX
BZT52-C43	43	40.85	45.15	100	5.0	375	1.00	0.1	32.0	WY
BZT52-C47	47	44.65	49.35	100	5.0	375	1.00	0.1	35.0	WZ
BZT52-C51	51	48.45	53.55	100	5.0	400	1.00	0.1	38.0	XA
BZT52-C56	56	53.20	58.80	135	2.5	1000	1.00	0.1	42.0	X2
BZT52-C62	62	58.90	65.10	150	2.5	1000	1.00	0.1	46.0	X3
BZT52-C68	68	64.60	71.40	200	2.5	1000	1.00	0.1	51.0	X4
BZT52-C75	75	71.25	78.75	250	2.5	1000	1.00	0.1	56.0	X5



BZT52-C2V4~BZT52-C75

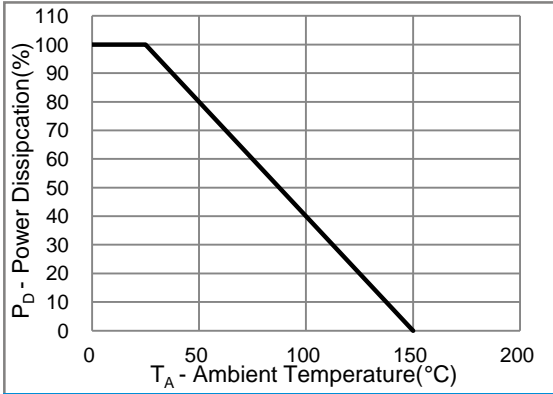


Fig.1 Power Derating Curve

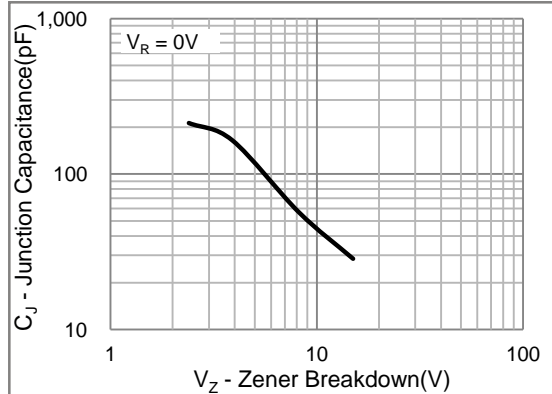


Fig.2 Typical Junction Capacitance

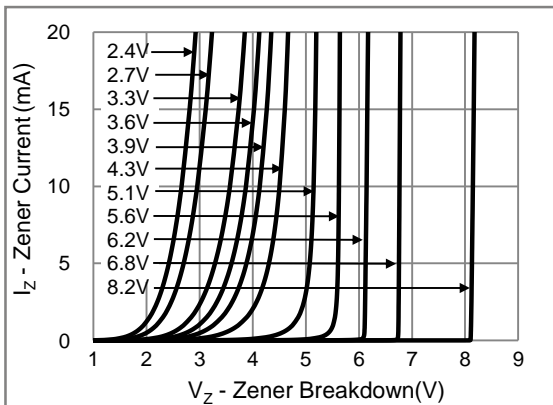


Fig.3 Typical Zener Breakdown

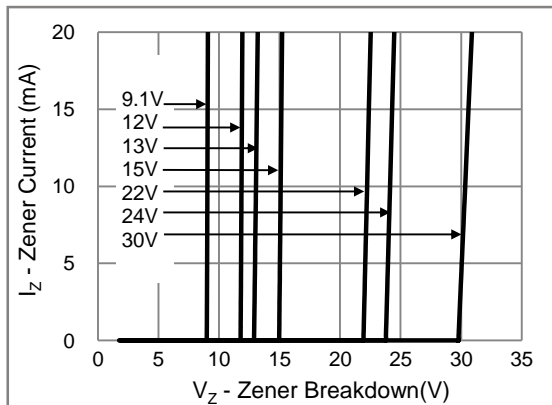


Fig.4 Typical Zener Breakdown

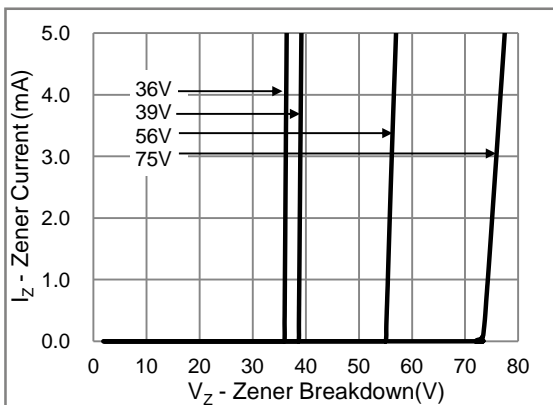
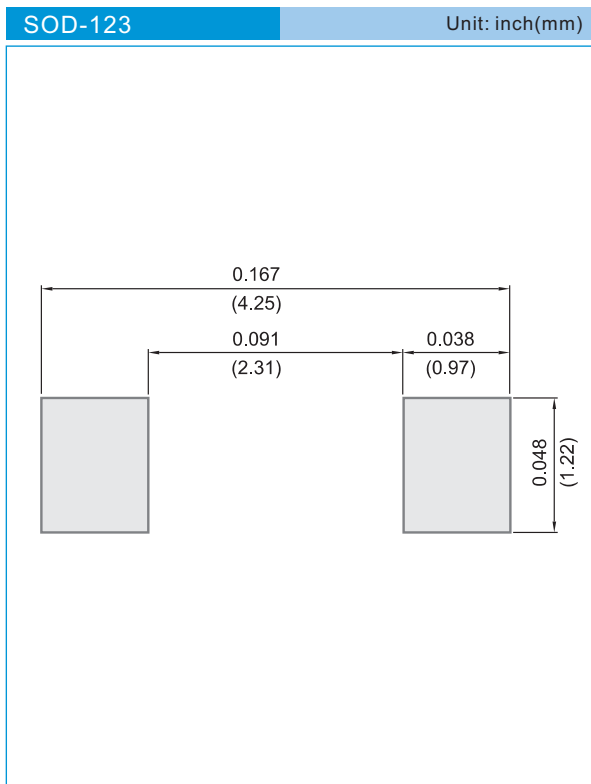


Fig.5 Typical Zener Breakdown



BZT52-C2V4~BZT52-C75

MOUNTING PAD LAYOUT



ORDER INFORMATION

- Packing information
 - T/R - 10K per 13" plastic Reel
 - T/R - 3K per 7" plastic Reel



BZT52-C2V4~BZT52-C75

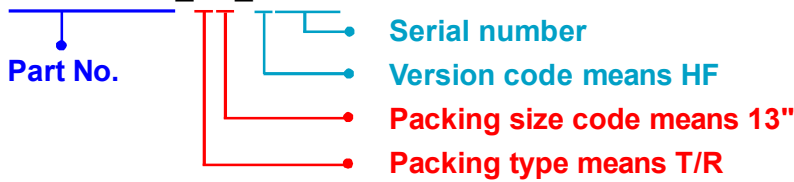
Part No_packing code_Version

BZT52-C2V4_R1_00001

BZT52-C2V4_R2_00001

For example :

RB500V-40_R2_00001



Packing Code XX				Version Code XXXXX		
Packing type	1 st Code	Packing size code	2 nd Code	HF or RoHS	1 st Code	2 nd ~5 th Code
Tape and Ammunition Box (T/B)	A	N/A	0	HF	0	serial number
Tape and Reel (T/R)	R	7"	1	RoHS	1	serial number
Bulk Packing (B/P)	B	13"	2			
Tube Packing (T/P)	T	26mm	X			
Tape and Reel (Right Oriented) (TRR)	S	52mm	Y			
Tape and Reel (Left Oriented) (TRL)	L	PANASERT T/B CATHODE UP (PBCU)	U			
FORMING	F	PANASERT T/B CATHODE DOWN (PBCD)	D			