



BZX584C2V4 SERIES

SURFACE MOUNT SILICON ZENER DIODES

VOLTAGE 2.4 to 75 Volt **POWER** 200 mWatt

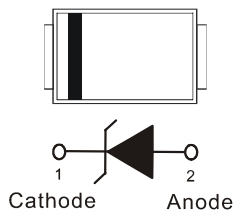
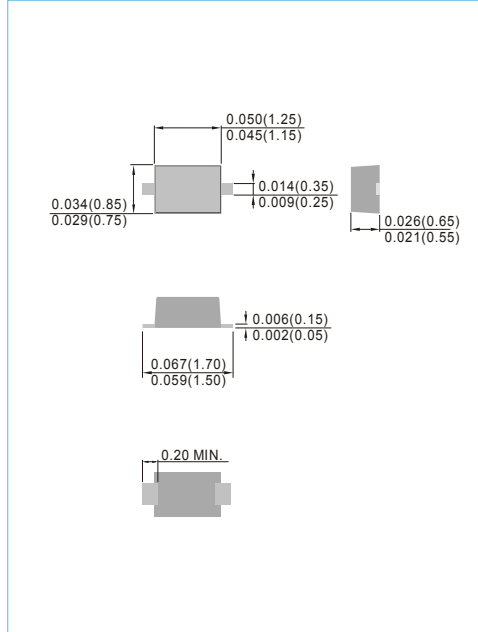
SOD-523 Unit : inch(mm)

FEATURES

- Planar die construction
- 200mW power dissipation
- Zener voltages from 2.4V~75V
- Ideally suited for automated assembly processes
- Lead free in compliance with EU RoHS 2.0
- Green molding compound as per IEC 61249 standard

MECHANICAL DATA

- Case: SOD-523, Plastic
- Terminals: Solderable per MIL-STD-750, Method 2026
- Standard packaging: 8mm tape
- Approx. Weight: 0.00005 ounces, 0.00143 grams



MAXIMUM RATINGS AND ELECTRICAL CHARACTERISTICS

PARAMETER	SYMBOL	VALUE	UNITS
Forward Voltage @ $I_F=10\text{mA}$	V_F	0.9	V
Power Dissipation @ $T_A=25^\circ\text{C}$ (Note A)	P_D	200	mW
Operating Junction and Storage Temperature Range	T_J	-55 to +150	$^\circ\text{C}$

NOTES :

A. Mounted on 100cm²(1mm thick) copper areas.



BZX584C2V4 SERIES

Part Number	Nominal Zener Voltage			Max. Zener Impedance				Max Reverse Leakage Current		Marking Code
	V _Z @ I _{ZT}			Z _{ZT} @ I _{ZT}		Z _{ZK} @ I _{ZK}		I _R @ V _R		
	Nom. V	Min. V	Max. V	Ω	mA	Ω	mA	uA	V	
BZX584C2V4	2.4	2.28	2.52	100	5.0	600	1.00	50	1.0	W1
BZX584C2V7	2.7	2.57	2.84	100	5.0	600	1.00	20	1.0	W2
BZX584C3	3	2.85	3.15	95	5.0	600	1.00	10	1.0	W3
BZX584C3V3	3.3	3.14	3.47	95	5.0	600	1.00	5.0	1.0	W4
BZX584C3V6	3.6	3.42	3.78	90	5.0	600	1.00	5.0	1.0	W5
BZX584C3V9	3.9	3.71	4.10	90	5.0	600	1.00	3.0	1.0	W6
BZX584C4V3	4.3	4.09	4.52	90	5.0	600	1.00	3.0	1.0	W7
BZX584C4V7	4.7	4.47	4.94	80	5.0	500	1.00	3.0	2.0	W8
BZX584C5V1	5.1	4.85	5.36	60	5.0	480	1.00	2.0	2.0	W9
BZX584C5V6	5.6	5.32	5.88	40	5.0	400	1.00	1.0	2.0	WA
BZX584C6V2	6.2	5.89	6.51	10	5.0	150	1.00	3.0	4.0	WB
BZX584C6V8	6.8	6.46	7.14	15	5.0	80	1.00	2.0	4.0	WC
BZX584C7V5	7.5	7.13	7.88	15	5.0	80	1.00	1.0	5.0	WD
BZX584C8V2	8.2	7.79	8.61	15	5.0	80	1.00	0.7	5.0	WE
BZX584C8V7	8.7	8.27	9.14	15	5.0	100	1.00	0.7	5.0	3C
BZX584C9V1	9.1	8.65	9.56	15	5.0	100	1.00	0.5	6.0	WF
BZX584C10	10	9.50	10.50	20	5.0	150	1.00	0.2	7.0	WG
BZX584C11	11	10.45	11.55	20	5.0	150	1.00	0.1	8.0	WH
BZX584C12	12	11.40	12.60	25	5.0	150	1.00	0.1	8.0	WI
BZX584C13	13	12.35	13.65	30	5.0	170	1.00	0.1	8.0	WK
BZX584C14	14	13.30	14.70	30	5.0	170	1.00	0.1	10.00	WJ
BZX584C15	15	14.25	15.75	30	5.0	200	1.00	0.1	10.50	WL
BZX584C16	16	15.20	16.80	40	5.0	200	1.00	0.1	11.20	WM
BZX584C17	17	16.15	17.85	40	5.0	200	1.00	0.1	12.20	4C
BZX584C18	18	17.10	18.90	45	5.0	225	1.00	0.1	12.60	WN
BZX584C20	20	19.00	21.00	55	5.0	225	1.00	0.1	14.00	WO
BZX584C22	22	20.90	23.10	55	5.0	250	1.00	0.1	15.40	WP
BZX584C24	24	22.80	25.20	70	5.0	250	1.00	0.1	16.80	WR
BZX584C27	27	25.65	28.35	80	5.0	300	1.00	0.1	18.90	WS
BZX584C28	28	26.60	29.40	80	5.0	300	1.00	0.1	20.50	5C
BZX584C30	30	28.50	31.50	80	5.0	300	1.00	0.1	21.00	WT
BZX584C33	33	31.35	34.65	80	5.0	325	1.00	0.1	23.10	WU
BZX584C36	36	34.20	37.80	90	5.0	350	1.00	0.1	25.20	WW
BZX584C39	39	37.05	40.95	130	5.0	350	1.00	0.1	27.30	WX
BZX584C43	43	40.85	45.15	150	5.0	375	1.00	0.1	30.10	WY
BZX584C47	47	44.65	49.35	170	5.0	375	1.00	0.1	32.90	WZ
BZX584C51	51	48.45	53.55	100	5.0	400	1.00	0.1	38.00	XA
BZX584C56	56	53.20	58.80	135	2.5	1000	1.00	0.1	42.00	X2
BZX584C62	62	58.90	65.10	150	2.5	1000	1.00	0.1	46.00	X3
BZX584C68	68	64.60	71.40	200	2.5	1000	1.00	0.1	51.00	X4
BZX584C75	75	71.25	78.75	250	2.5	1000	1.00	0.1	56.00	X5



BZX584C2V4 SERIES

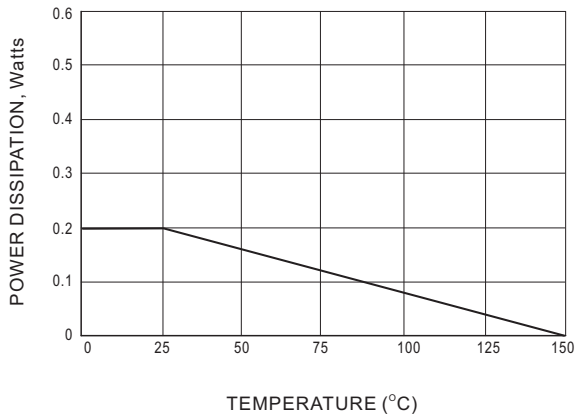


Fig.1 STEADY STATE POWER DERATING

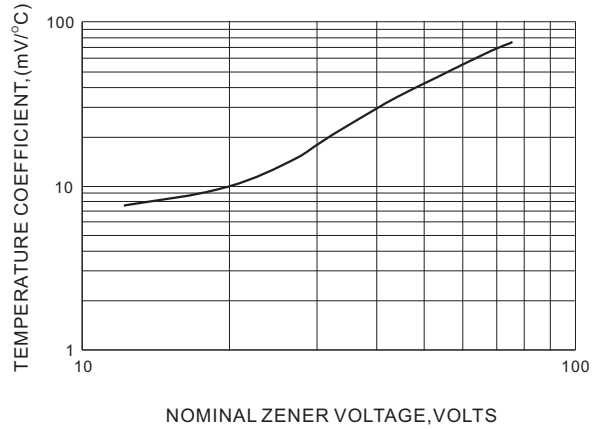


Fig.2 TEMPERATURE COEFFICIENTS

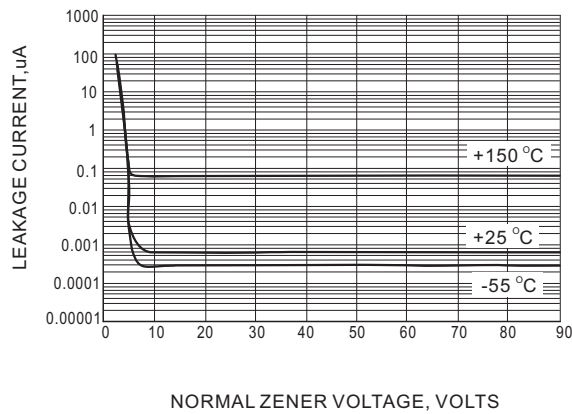


Fig.3 TYPICAL LEAKAGE CURRENT

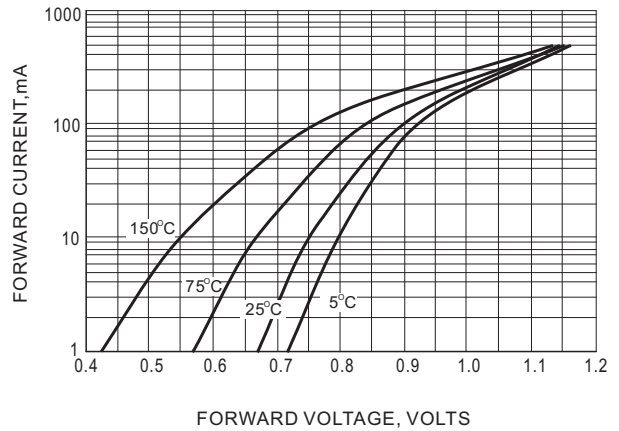


Fig.4 TYPICAL FORWARD VOLTAGE



BZX584C2V4 SERIES

MOUNTING PAD LAYOUT

SOD-523

Unit : inch(mm)



ORDER INFORMATION

- Packing information
T/R - 12K per 13" plastic Reel
T/R - 5K per 7" plastic Reel



BZX584C2V4 SERIES

Part No._packing code_Version

BZX584C2V4_R1_00001

BZX584C2V4_R2_00001

For example :

RB500V-40_R2_00001



Packing Code XX				Version Code XXXXX		
Packing type	1 st Code	Packing size code	2 nd Code	HF or RoHS	1 st Code	2 nd ~5 th Code
Tape and Ammunition Box (T/B)	A	N/A	0	HF	0	serial number
Tape and Reel (T/R)	R	7"	1	RoHS	1	serial number
Bulk Packing (B/P)	B	13"	2			
Tube Packing (T/P)	T	26mm	X			
Tape and Reel (Right Oriented) (TRR)	S	52mm	Y			
Tape and Reel (Left Oriented) (TRL)	L	PANASERT T/B CATHODE UP (PBCU)	U			
FORMING	F	PANASERT T/B CATHODE DOWN (PBCD)	D			