



BZX84B2V4-AU SERIES

SURFACE MOUNT SILICON ZENER DIODES

VOLTAGE 2.4 to 75 Volt **POWER** 410 mWatt

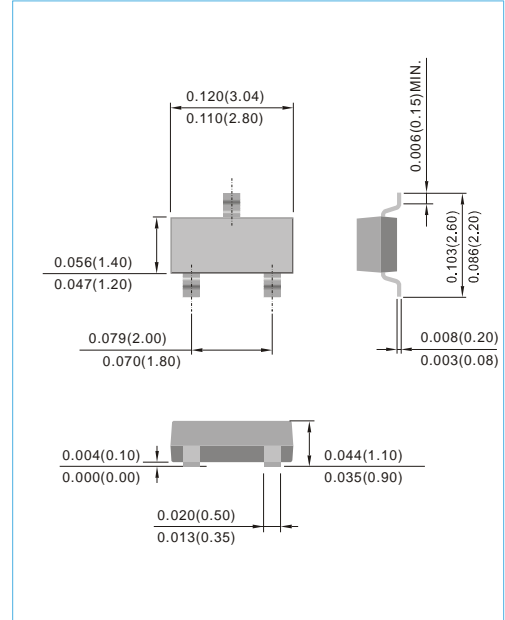
SOT-23 Unit : inch(mm)

FEATURES

- Planar Die construction
- 410mW Power Dissipation
- Zener Voltages from 2.4~75V
- Ideally Suited for Automated Assembly Processes
- Lead free in compliance with EU RoHS 2011/65/EU directive
- Green molding compound as per IEC61249 Std. . (Halogen Free)
- Acquire quality system certificate : TS16949
- AEC-Q101 qualified

MECHANICAL DATA

- Case: SOT-23, Molded Plastic
- Terminals: Solderable per MIL-STD-750, Method 2026
- Polarity: See Diagram Below
- Approx. Weight: 0.0003 ounces, 0.0084 grams

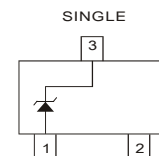


MAXIMUM RATINGS AND ELECTRICAL CHARACTERISTICS

| Parameter | Symbol | Value | Units |
|--|----------------|-------------|-------|
| Maximum Power Dissipation (Notes A) at 25°C | P _D | 410 | mW |
| Operating Junction and Storage Temperature Range | T _J | -55 to +150 | °C |

NOTES:

A. Mounted on 5.0mm²(.013mm thick) land areas.





BZX84B2V4-AU SERIES

| Part Number | Nominal Zener Voltage | | | Max. Zener Impedance | | | | Max Reverse Leakage Current | | Marking Code |
|-------------------------|----------------------------------|--------|--------|-----------------------------------|-----|-----------------------------------|------|---------------------------------|------|--------------|
| | V _Z @ I _{ZT} | | | Z _{ZT} @ I _{ZT} | | Z _{ZK} @ I _{ZK} | | I _R @ V _R | | |
| | Nom. V | Min. V | Max. V | Ω | mA | Ω | mA | μA | V | |
| 410 mWatts Zener Diodes | | | | | | | | | | |
| BZX84B2V4-AU | 2.4 | 2.35 | 2.45 | 100 | 5.0 | 600 | 1.00 | 50 | 1.0 | W1 |
| BZX84B2V7-AU | 2.7 | 2.64 | 2.75 | 100 | 5.0 | 600 | 1.00 | 20 | 1.0 | W2 |
| BZX84B3-AU | 3.0 | 2.94 | 3.06 | 95 | 5.0 | 600 | 1.00 | 10 | 1.0 | W3 |
| BZX84B3V3-AU | 3.3 | 3.23 | 3.37 | 95 | 5.0 | 600 | 1.00 | 5.0 | 1.0 | W4 |
| BZX84B3V6-AU | 3.6 | 3.52 | 3.67 | 90 | 5.0 | 600 | 1.00 | 5.0 | 1.0 | W5 |
| BZX84B3V9-AU | 3.9 | 3.82 | 3.98 | 90 | 5.0 | 600 | 1.00 | 3.0 | 1.0 | W6 |
| BZX84B4V3-AU | 4.3 | 4.21 | 4.39 | 90 | 5.0 | 600 | 1.00 | 3.0 | 1.0 | W7 |
| BZX84B4V7-AU | 4.7 | 4.61 | 4.79 | 80 | 5.0 | 500 | 1.00 | 3.0 | 2.0 | W8 |
| BZX84B5V1-AU | 5.1 | 5.00 | 5.20 | 60 | 5.0 | 480 | 1.00 | 2.0 | 2.0 | W9 |
| BZX84B5V6-AU | 5.6 | 5.49 | 5.71 | 40 | 5.0 | 400 | 1.00 | 1.0 | 2.0 | WA |
| BZX84B6V2-AU | 6.2 | 6.08 | 6.32 | 10 | 5.0 | 150 | 1.00 | 3.0 | 4.0 | WB |
| BZX84B6V8-AU | 6.8 | 6.66 | 6.94 | 15 | 5.0 | 80 | 1.00 | 2.0 | 4.0 | WC |
| BZX84B7V5-AU | 7.5 | 7.35 | 7.65 | 15 | 5.0 | 80 | 1.00 | 1.0 | 5.0 | WD |
| BZX84B8V2-AU | 8.2 | 8.04 | 8.36 | 15 | 5.0 | 80 | 1.00 | 0.7 | 5.0 | WE |
| BZX84B8V7-AU | 8.7 | 8.53 | 8.87 | 15 | 5.0 | 100 | 1.00 | 0.7 | 5.0 | 87C |
| BZX84B9V1-AU | 9.1 | 8.92 | 9.28 | 15 | 5.0 | 100 | 1.00 | 0.5 | 6.0 | WF |
| BZX84B10-AU | 10 | 9.80 | 10.20 | 20 | 5.0 | 150 | 1.00 | 0.2 | 7.0 | WG |
| BZX84B11-AU | 11 | 10.78 | 11.22 | 20 | 5.0 | 150 | 1.00 | 0.1 | 8.0 | WH |
| BZX84B12-AU | 12 | 11.76 | 12.24 | 25 | 5.0 | 150 | 1.00 | 0.1 | 8.0 | WI |
| BZX84B13-AU | 13 | 12.74 | 13.26 | 30 | 5.0 | 170 | 1.00 | 0.1 | 8.0 | WK |
| BZX84B14-AU | 14 | 13.72 | 14.28 | 30 | 5.0 | 170 | 1.00 | 0.1 | 10.0 | WJ |
| BZX84B15-AU | 15 | 14.70 | 15.30 | 30 | 5.0 | 200 | 1.00 | 0.1 | 10.5 | WL |
| BZX84B16-AU | 16 | 15.68 | 16.32 | 40 | 5.0 | 200 | 1.00 | 0.1 | 11.2 | WM |
| BZX84B17-AU | 17 | 16.66 | 17.34 | 40 | 5.0 | 200 | 1.00 | 0.1 | 12.2 | 17C |
| BZX84B18-AU | 18 | 17.64 | 18.36 | 45 | 5.0 | 225 | 1.00 | 0.1 | 12.6 | WN |
| BZX84B20-AU | 20 | 19.60 | 20.40 | 55 | 5.0 | 225 | 1.00 | 0.1 | 14.0 | WO |
| BZX84B22-AU | 22 | 21.56 | 22.44 | 55 | 5.0 | 250 | 1.00 | 0.1 | 15.4 | WP |
| BZX84B24-AU | 24 | 23.52 | 24.48 | 70 | 5.0 | 250 | 1.00 | 0.1 | 16.8 | WR |
| BZX84B27-AU | 27 | 26.46 | 27.54 | 80 | 5.0 | 300 | 1.00 | 0.1 | 18.9 | WS |
| BZX84B28-AU | 28 | 27.44 | 28.56 | 80 | 5.0 | 300 | 1.00 | 0.1 | 20.5 | 28C |
| BZX84B30-AU | 30 | 29.40 | 30.60 | 80 | 5.0 | 300 | 1.00 | 0.1 | 21.0 | WT |
| BZX84B33-AU | 33 | 32.34 | 33.66 | 80 | 5.0 | 325 | 1.00 | 0.1 | 23.1 | WU |
| BZX84B36-AU | 36 | 35.28 | 36.72 | 90 | 5.0 | 350 | 1.00 | 0.1 | 25.2 | WW |
| BZX84B39-AU | 39 | 38.22 | 39.78 | 130 | 5.0 | 350 | 1.00 | 0.1 | 27.3 | WX |
| BZX84B43-AU | 43 | 42.14 | 43.86 | 150 | 5.0 | 375 | 1.00 | 0.1 | 30.1 | WY |
| BZX84B47-AU | 47 | 46.06 | 47.94 | 170 | 5.0 | 375 | 1.00 | 0.1 | 32.9 | WZ |
| BZX84B51-AU | 51 | 49.98 | 52.02 | 100 | 5.0 | 400 | 1.00 | 0.1 | 38.0 | XA |
| BZX84B56-AU | 56 | 54.88 | 57.12 | 135 | 2.5 | 1000 | 1.00 | 0.1 | 42.0 | X2 |
| BZX84B62-AU | 62 | 60.76 | 63.24 | 150 | 2.5 | 1000 | 1.00 | 0.1 | 46.0 | X3 |
| BZX84B68-AU | 68 | 66.64 | 69.36 | 200 | 2.5 | 1000 | 1.00 | 0.1 | 51.0 | X4 |
| BZX84B75-AU | 75 | 73.50 | 76.50 | 250 | 2.5 | 1000 | 1.00 | 0.1 | 56.0 | X5 |



BZX84B2V4-AU SERIES

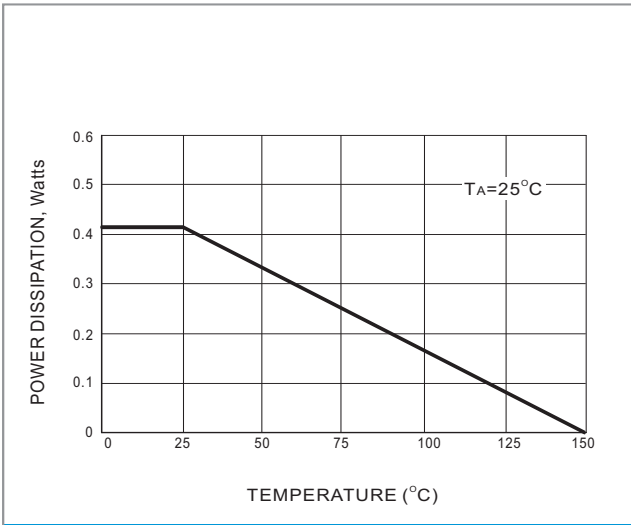


Fig. 1 STEADY STATE POWER DERATING

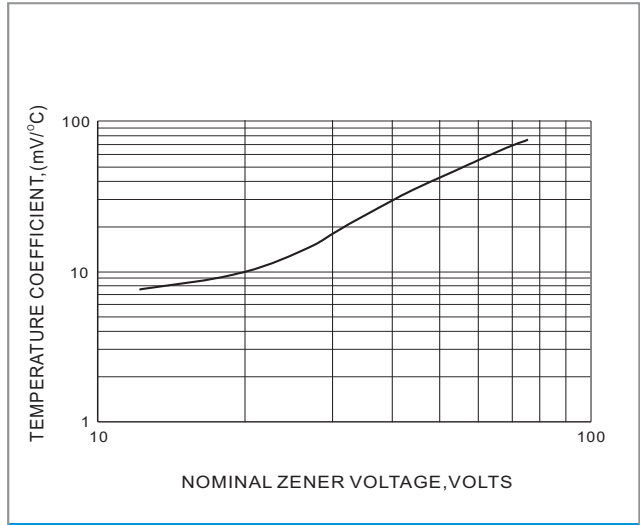


Fig. 2 TEMPERATURE COEFFICIENTS

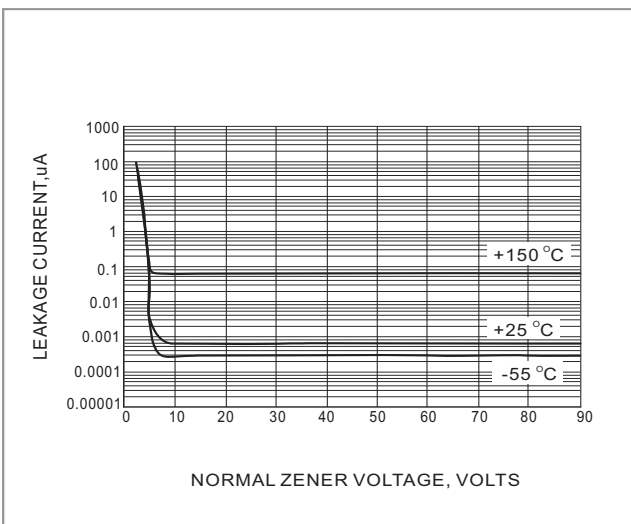


Fig. 3 TYPICAL LEAKAGE CURRENT

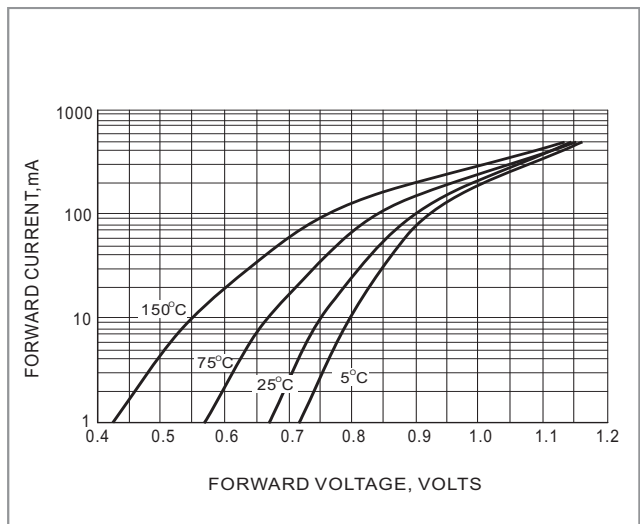


Fig. 4 TYPICAL FORWARD VOLTAGE

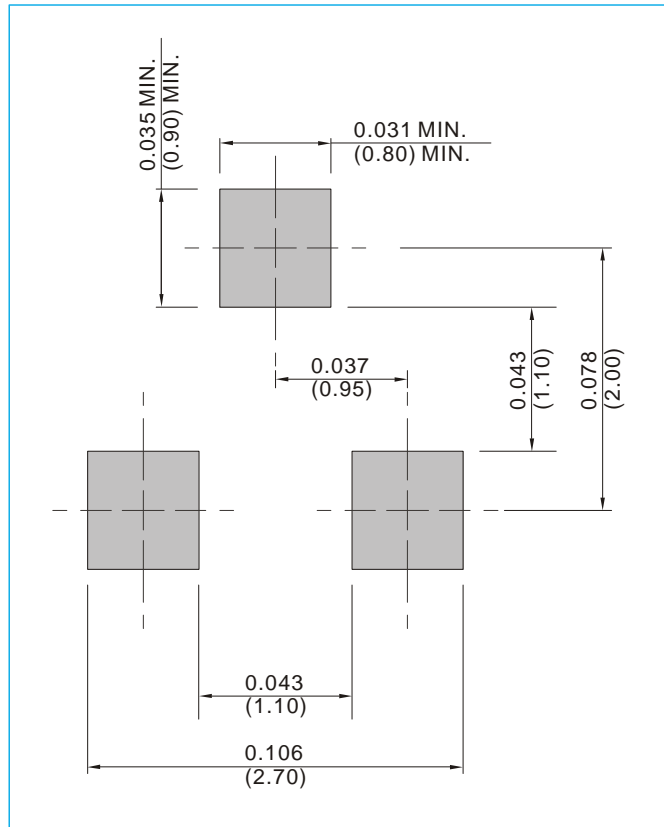


BZX84B2V4-AU SERIES

MOUNTING PAD LAYOUT

SOT-23

Unit : inch(mm)



ORDER INFORMATION

- Packing information
 - T/R - 12K per 13" plastic Reel
 - T/R - 3K per 7" plastic Reel



BZX84B2V4-AU SERIES

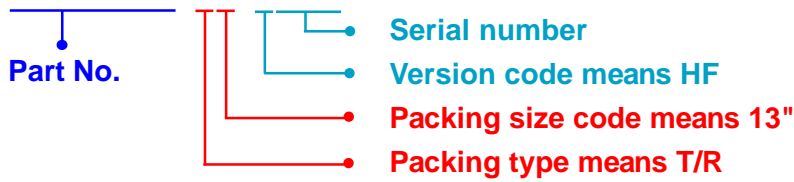
Part No_packing code_Version

BZX84B2V4-AU_R1_000A1

BZX84B2V4-AU_R2_000A1

For example :

RB500V-40_R2_00001



| Packing Code XX | | | | Version Code XXXXX | | |
|--------------------------------------|----------------------|----------------------------------|----------------------|---------------------------|----------------------|---------------------------------------|
| Packing type | 1 st Code | Packing size code | 2 nd Code | HF or RoHS | 1 st Code | 2 nd -5 th Code |
| Tape and Ammunition Box (T/B) | A | N/A | 0 | HF | 0 | serial number |
| Tape and Reel (T/R) | R | 7" | 1 | RoHS | 1 | serial number |
| Bulk Packing (B/P) | B | 13" | 2 | | | |
| Tube Packing (T/P) | T | 26mm | X | | | |
| Tape and Reel (Right Oriented) (TRR) | S | 52mm | Y | | | |
| Tape and Reel (Left Oriented) (TRL) | L | PANASERT T/B CATHODE UP (PBCU) | U | | | |
| FORMING | F | PANASERT T/B CATHODE DOWN (PBCD) | D | | | |