



# BZX84B2V4 SERIES

## SURFACE MOUNT SILICON ZENER DIODES

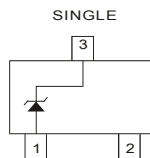
**VOLTAGE** 2.4 to 75 Volt    **POWER** 410 mWatt

### FEATURES

- Planar Die construction
- 410mW Power Dissipation
- Zener Voltages from 2.4~75V
- Ideally Suited for Automated Assembly Processes
- Lead free in compliance with EU RoHS 2.0
- Green molding compound as per IEC 61249 standard

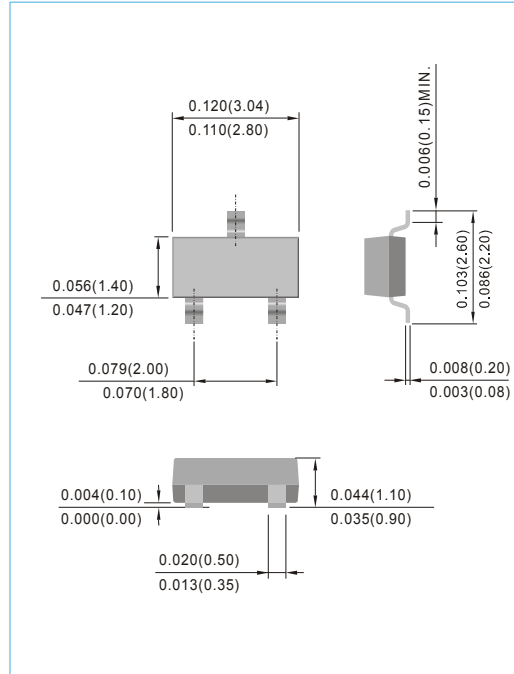
### MECHANICAL DATA

- Case: SOT-23, Molded Plastic
- Terminals: Solderable per MIL-STD-750, Method 2026
- Polarity: See Diagram Below
- Approx. Weight: 0.0003 ounces, 0.0084 grams



### SOT-23

Unit : inch(mm)



## MAXIMUM RATINGS AND ELECTRICAL CHARACTERISTICS

Parameter	Symbol	Value	Units
Maximum Power Dissipation (Notes A) at 25°C	P <sub>D</sub>	410	mW
Operating Junction and Storage Temperature Range	T <sub>J</sub>	-55 to +150	°C

### NOTES :

A. Mounted on 5mm<sup>2</sup>(0.013mm thick) land areas.



# BZX84B2V4 SERIES

Part Number	Nominal Zener Voltage			Max. Zener Impedance				Max Reverse Leakage Current		Marking Code
	V <sub>Z</sub> @ I <sub>ZT</sub>			Z <sub>ZT</sub> @ I <sub>ZT</sub>		Z <sub>ZK</sub> @ I <sub>ZK</sub>		I <sub>R</sub> @ V <sub>R</sub>		
	Nom. V	Min. V	Max. V	Ω	mA	Ω	mA	μA	V	
410 mWatts Zener Diodes										
BZX84B2V4	2.4	2.35	2.45	100	5.0	600	1.00	50	1.0	W1
BZX84B2V7	2.7	2.64	2.75	100	5.0	600	1.00	20	1.0	W2
BZX84B3	3.0	2.94	3.06	95	5.0	600	1.00	10	1.0	W3
BZX84B3V3	3.3	3.23	3.37	95	5.0	600	1.00	5.0	1.0	W4
BZX84B3V6	3.6	3.52	3.67	90	5.0	600	1.00	5.0	1.0	W5
BZX84B3V9	3.9	3.82	3.98	90	5.0	600	1.00	3.0	1.0	W6
BZX84B4V3	4.3	4.21	4.39	90	5.0	600	1.00	3.0	1.0	W7
BZX84B4V7	4.7	4.61	4.79	80	5.0	500	1.00	3.0	2.0	W8
BZX84B5V1	5.1	5.00	5.20	60	5.0	480	1.00	2.0	2.0	W9
BZX84B5V6	5.6	5.49	5.71	40	5.0	400	1.00	1.0	2.0	WA
BZX84B6V2	6.2	6.08	6.32	10	5.0	150	1.00	3.0	4.0	WB
BZX84B6V8	6.8	6.66	6.94	15	5.0	80	1.00	2.0	4.0	WC
BZX84B7V5	7.5	7.35	7.65	15	5.0	80	1.00	1.0	5.0	WD
BZX84B8V2	8.2	8.04	8.36	15	5.0	80	1.00	0.7	5.0	WE
BZX84B8V7	8.7	8.53	8.87	15	5.0	100	1.00	0.7	5.0	87C
BZX84B9V1	9.1	8.92	9.28	15	5.0	100	1.00	0.5	6.0	WF
BZX84B10	10	9.80	10.20	20	5.0	150	1.00	0.2	7.0	WG
BZX84B11	11	10.78	11.22	20	5.0	150	1.00	0.1	8.0	WH
BZX84B12	12	11.76	12.24	25	5.0	150	1.00	0.1	8.0	WI
BZX84B13	13	12.74	13.26	30	5.0	170	1.00	0.1	8.0	WK
BZX84B14	14	13.72	14.28	30	5.0	170	1.00	0.1	10.0	WJ
BZX84B15	15	14.70	15.30	30	5.0	200	1.00	0.1	10.5	WL
BZX84B16	16	15.68	16.32	40	5.0	200	1.00	0.1	11.2	WM
BZX84B17	17	16.66	17.34	40	5.0	200	1.00	0.1	12.2	17C
BZX84B18	18	17.64	18.36	45	5.0	225	1.00	0.1	12.6	WN
BZX84B20	20	19.60	20.40	55	5.0	225	1.00	0.1	14.0	WO
BZX84B22	22	21.56	22.44	55	5.0	250	1.00	0.1	15.4	WP
BZX84B24	24	23.52	24.48	70	5.0	250	1.00	0.1	16.8	WR
BZX84B27	27	26.46	27.54	80	5.0	300	1.00	0.1	18.9	WS
BZX84B28	28	27.44	28.56	80	5.0	300	1.00	0.1	20.5	28C
BZX84B30	30	29.40	30.60	80	5.0	300	1.00	0.1	21.0	WT
BZX84B33	33	32.34	33.66	80	5.0	325	1.00	0.1	23.1	WU
BZX84B36	36	35.28	36.72	90	5.0	350	1.00	0.1	25.2	WW
BZX84B39	39	38.22	39.78	130	5.0	350	1.00	0.1	27.3	WX
BZX84B43	43	42.14	43.86	150	5.0	375	1.00	0.1	30.1	WY
BZX84B47	47	46.06	47.94	170	5.0	375	1.00	0.1	32.9	WZ
BZX84B51	51	49.98	52.02	100	5.0	400	1.00	0.1	38.0	XA
BZX84B56	56	54.88	57.12	135	2.5	1000	1.00	0.1	42.0	X2
BZX84B62	62	60.76	63.24	150	2.5	1000	1.00	0.1	46.0	X3
BZX84B68	68	66.64	69.36	200	2.5	1000	1.00	0.1	51.0	X4
BZX84B75	75	73.50	76.50	250	2.5	1000	1.00	0.1	56.0	X5



# BZX84B2V4 SERIES

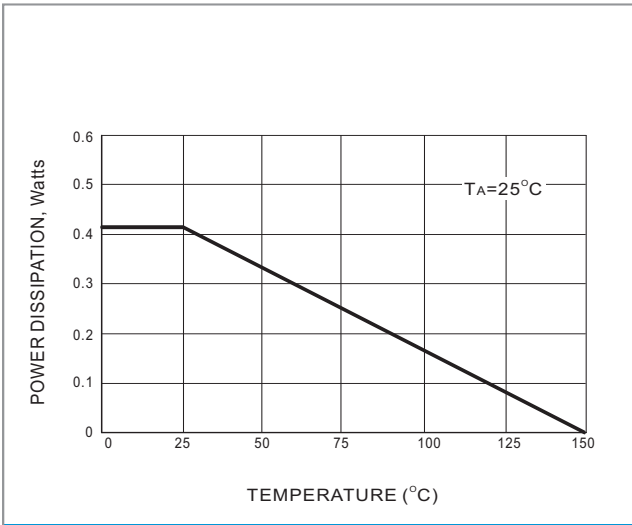


Fig.1 STEADY STATE POWER DERATING

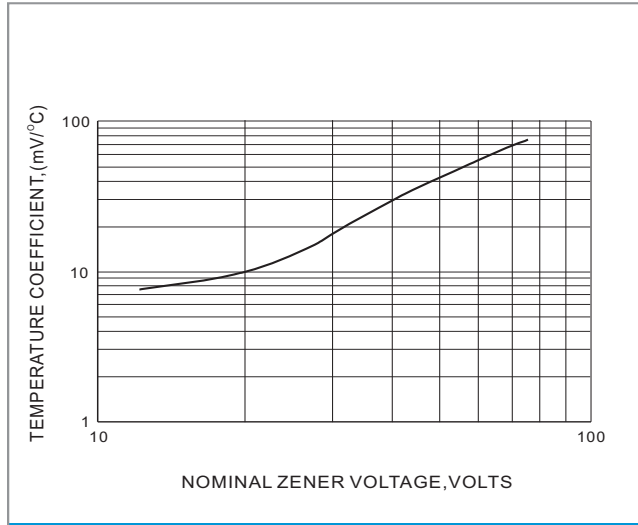


Fig.2 TEMPERATURE COEFFICIENTS

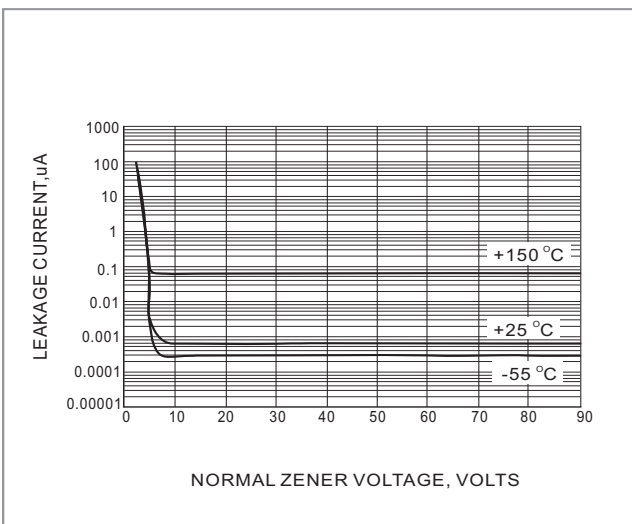


Fig.3 TYPICAL LEAKAGE CURRENT

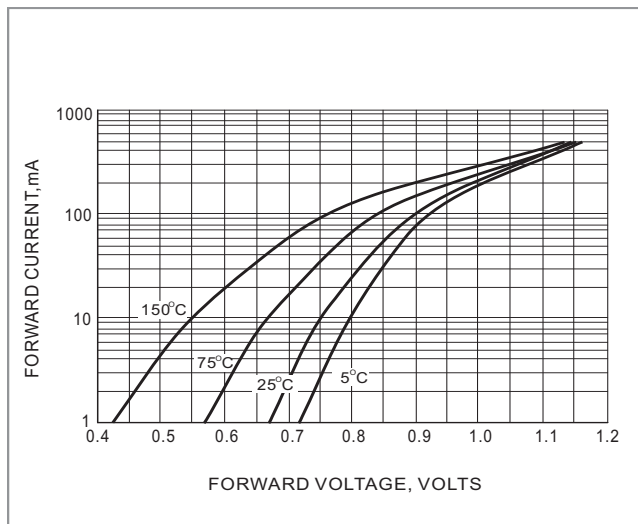


Fig.4 TYPICAL FORWARD VOLTAGE

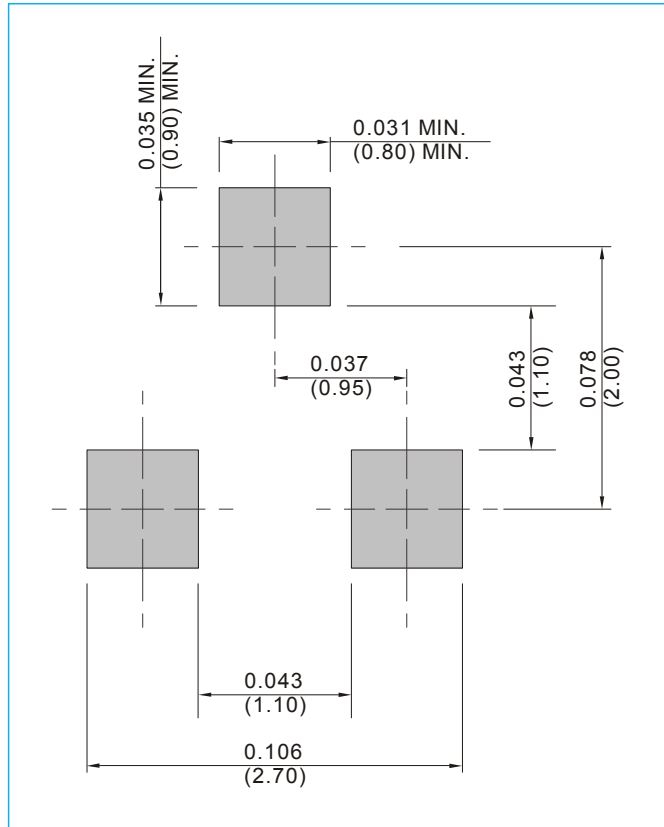


# BZX84B2V4 SERIES

## MOUNTING PAD LAYOUT

**SOT-23**

Unit : inch(mm)



## ORDER INFORMATION

- Packing information
  - T/R - 12K per 13" plastic Reel
  - T/R - 3K per 7" plastic Reel



## BZX84B2V4 SERIES

### Part No\_packing code\_Version

BZX84B2V4\_R1\_00001

BZX84B2V4\_R2\_00001

For example :

**RB500V-40\_R2\_00001**



Packing Code <b>XX</b>				Version Code <b>XXXXX</b>		
Packing type	1 <sup>st</sup> Code	Packing size code	2 <sup>nd</sup> Code	HF or RoHS	1 <sup>st</sup> Code	2 <sup>nd</sup> ~5 <sup>th</sup> Code
Tape and Ammunition Box (T/B)	A	N/A	0	HF	0	serial number
Tape and Reel (T/R)	R	7"	1	RoHS	1	serial number
Bulk Packing (B/P)	B	13"	2			
Tube Packing (T/P)	T	26mm	X			
Tape and Reel (Right Oriented) (TRR)	S	52mm	Y			
Tape and Reel (Left Oriented) (TRL)	L	PANASERT T/B CATHODE UP (PBCU)	U			
FORMING	F	PANASERT T/B CATHODE DOWN (PBCD)	D			