



# BZX84B2V4-AU SERIES

## SURFACE MOUNT SILICON ZENER DIODES

**VOLTAGE** 2.4 to 75 Volt **POWER** 410 mWatt

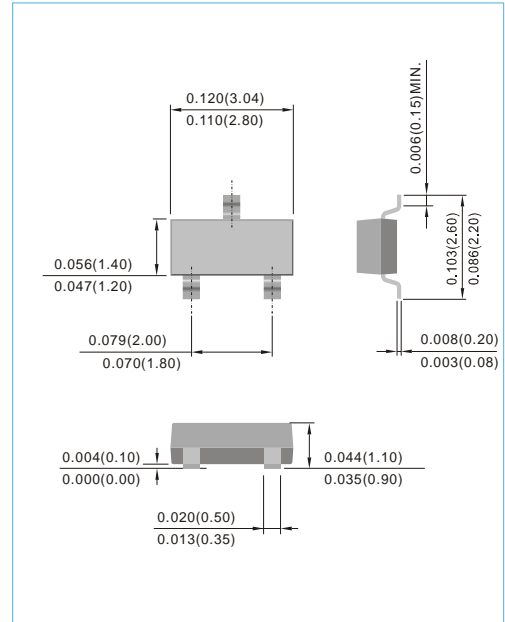
**SOT-23** Unit : inch(mm)

### FEATURES

- Planar Die construction
- 410mW Power Dissipation
- Zener Voltages from 2.4~75V
- Ideally Suited for Automated Assembly Processes
- Lead free in compliance with EU RoHS 2011/65/EU directive
- Green molding compound as per IEC61249 Std. . (Halogen Free)
- Acquire quality system certificate : TS16949
- AEC-Q101 qualified

### MECHANICAL DATA

- Case: SOT-23, Molded Plastic
- Terminals: Solderable per MIL-STD-750, Method 2026
- Polarity: See Diagram Below
- Approx. Weight: 0.0003 ounces, 0.0084 grams

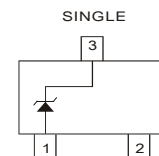


### MAXIMUM RATINGS AND ELECTRICAL CHARACTERISTICS

Parameter	Symbol	Value	Units
Maximum Power Dissipation (Notes A) at 25°C	P <sub>D</sub>	410	mW
Operating Junction and Storage Temperature Range	T <sub>J</sub>	-55 to +150	°C

#### NOTES:

A. Mounted on 5.0mm<sup>2</sup>(.013mm thick) land areas.





# BZX84B2V4-AU SERIES

Part Number	Nominal Zener Voltage			Max. Zener Impedance				Max Reverse Leakage Current		Marking Code
	V <sub>Z</sub> @ I <sub>ZT</sub>			Z <sub>ZT</sub> @ I <sub>ZT</sub>		Z <sub>ZK</sub> @ I <sub>ZK</sub>		I <sub>R</sub> @ V <sub>R</sub>		
	Nom. V	Min. V	Max. V	Ω	mA	Ω	mA	μA	V	
410 mWatts Zener Diodes										
BZX84B2V4-AU	2.4	2.35	2.45	100	5.0	600	1.00	50	1.0	W1
BZX84B2V7-AU	2.7	2.64	2.75	100	5.0	600	1.00	20	1.0	W2
BZX84B3-AU	3.0	2.94	3.06	95	5.0	600	1.00	10	1.0	W3
BZX84B3V3-AU	3.3	3.23	3.37	95	5.0	600	1.00	5.0	1.0	W4
BZX84B3V6-AU	3.6	3.52	3.67	90	5.0	600	1.00	5.0	1.0	W5
BZX84B3V9-AU	3.9	3.82	3.98	90	5.0	600	1.00	3.0	1.0	W6
BZX84B4V3-AU	4.3	4.21	4.39	90	5.0	600	1.00	3.0	1.0	W7
BZX84B4V7-AU	4.7	4.61	4.79	80	5.0	500	1.00	3.0	2.0	W8
BZX84B5V1-AU	5.1	5.00	5.20	60	5.0	480	1.00	2.0	2.0	W9
BZX84B5V6-AU	5.6	5.49	5.71	40	5.0	400	1.00	1.0	2.0	WA
BZX84B6V2-AU	6.2	6.08	6.32	10	5.0	150	1.00	3.0	4.0	WB
BZX84B6V8-AU	6.8	6.66	6.94	15	5.0	80	1.00	2.0	4.0	WC
BZX84B7V5-AU	7.5	7.35	7.65	15	5.0	80	1.00	1.0	5.0	WD
BZX84B8V2-AU	8.2	8.04	8.36	15	5.0	80	1.00	0.7	5.0	WE
BZX84B8V7-AU	8.7	8.53	8.87	15	5.0	100	1.00	0.7	5.0	87C
BZX84B9V1-AU	9.1	8.92	9.28	15	5.0	100	1.00	0.5	6.0	WF
BZX84B10-AU	10	9.80	10.20	20	5.0	150	1.00	0.2	7.0	WG
BZX84B11-AU	11	10.78	11.22	20	5.0	150	1.00	0.1	8.0	WH
BZX84B12-AU	12	11.76	12.24	25	5.0	150	1.00	0.1	8.0	WI
BZX84B13-AU	13	12.74	13.26	30	5.0	170	1.00	0.1	8.0	WK
BZX84B14-AU	14	13.72	14.28	30	5.0	170	1.00	0.1	10.0	WJ
BZX84B15-AU	15	14.70	15.30	30	5.0	200	1.00	0.1	10.5	WL
BZX84B16-AU	16	15.68	16.32	40	5.0	200	1.00	0.1	11.2	WM
BZX84B17-AU	17	16.66	17.34	40	5.0	200	1.00	0.1	12.2	17C
BZX84B18-AU	18	17.64	18.36	45	5.0	225	1.00	0.1	12.6	WN
BZX84B20-AU	20	19.60	20.40	55	5.0	225	1.00	0.1	14.0	WO
BZX84B22-AU	22	21.56	22.44	55	5.0	250	1.00	0.1	15.4	WP
BZX84B24-AU	24	23.52	24.48	70	5.0	250	1.00	0.1	16.8	WR
BZX84B27-AU	27	26.46	27.54	80	5.0	300	1.00	0.1	18.9	WS
BZX84B28-AU	28	27.44	28.56	80	5.0	300	1.00	0.1	20.5	28C
BZX84B30-AU	30	29.40	30.60	80	5.0	300	1.00	0.1	21.0	WT
BZX84B33-AU	33	32.34	33.66	80	5.0	325	1.00	0.1	23.1	WU
BZX84B36-AU	36	35.28	36.72	90	5.0	350	1.00	0.1	25.2	WW
BZX84B39-AU	39	38.22	39.78	130	5.0	350	1.00	0.1	27.3	WX
BZX84B43-AU	43	42.14	43.86	150	5.0	375	1.00	0.1	30.1	WY
BZX84B47-AU	47	46.06	47.94	170	5.0	375	1.00	0.1	32.9	WZ
BZX84B51-AU	51	49.98	52.02	100	5.0	400	1.00	0.1	38.0	XA
BZX84B56-AU	56	54.88	57.12	135	2.5	1000	1.00	0.1	42.0	X2
BZX84B62-AU	62	60.76	63.24	150	2.5	1000	1.00	0.1	46.0	X3
BZX84B68-AU	68	66.64	69.36	200	2.5	1000	1.00	0.1	51.0	X4
BZX84B75-AU	75	73.50	76.50	250	2.5	1000	1.00	0.1	56.0	X5



# BZX84B2V4-AU SERIES

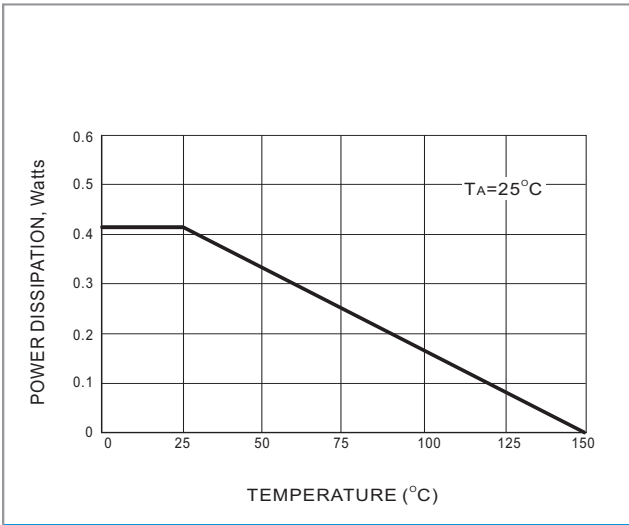


Fig. 1 STEADY STATE POWER DERATING

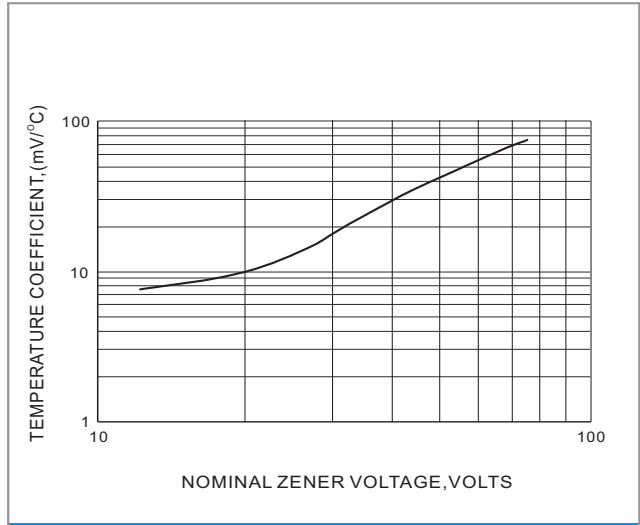


Fig. 2 TEMPERATURE COEFFICIENTS

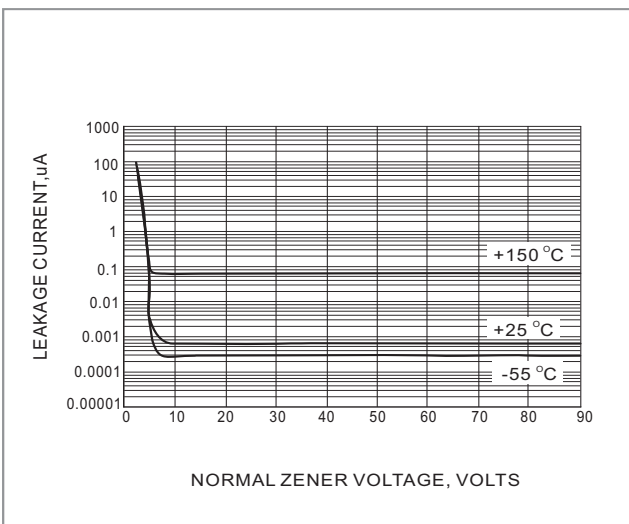


Fig. 3 TYPICAL LEAKAGE CURRENT

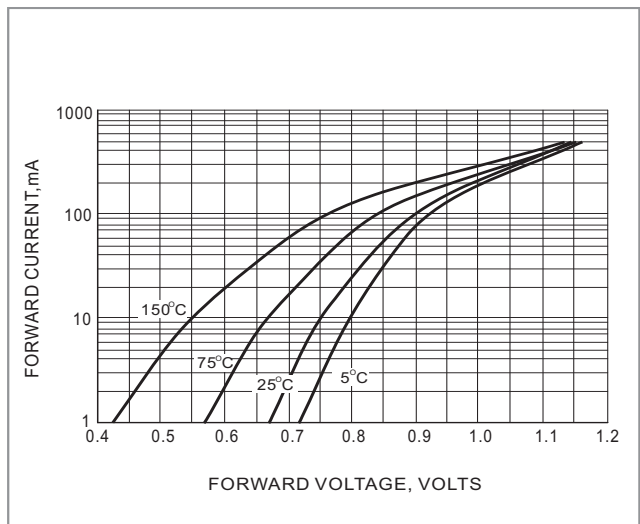


Fig. 4 TYPICAL FORWARD VOLTAGE

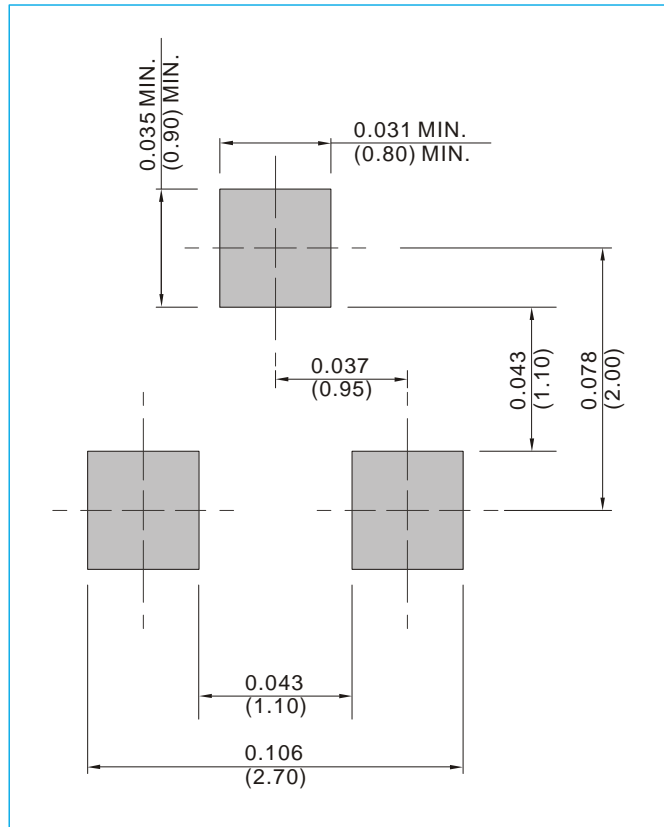


# BZX84B2V4-AU SERIES

## MOUNTING PAD LAYOUT

**SOT-23**

Unit : inch(mm)



## ORDER INFORMATION

- Packing information
  - T/R - 12K per 13" plastic Reel
  - T/R - 3K per 7" plastic Reel



# BZX84B2V4-AU SERIES

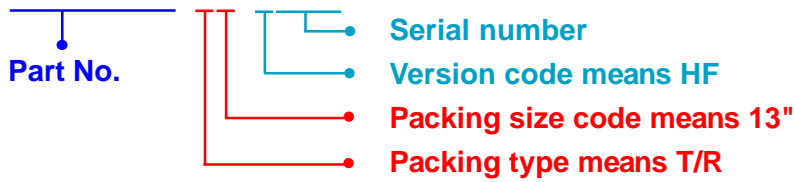
## Part No\_packing code\_Version

BZX84B2V4-AU\_R1\_000A1

BZX84B2V4-AU\_R2\_000A1

For example :

**RB500V-40\_R2\_00001**



Packing Code <b>XX</b>				Version Code <b>XXXXX</b>		
Packing type	1 <sup>st</sup> Code	Packing size code	2 <sup>nd</sup> Code	HF or RoHS	1 <sup>st</sup> Code	2 <sup>nd</sup> -5 <sup>th</sup> Code
Tape and Ammunition Box (T/B)	<b>A</b>	N/A	<b>0</b>	<b>HF</b>	<b>0</b>	serial number
Tape and Reel (T/R)	<b>R</b>	7"	<b>1</b>	<b>RoHS</b>	<b>1</b>	serial number
Bulk Packing (B/P)	<b>B</b>	13"	<b>2</b>			
Tube Packing (T/P)	<b>T</b>	26mm	<b>X</b>			
Tape and Reel (Right Oriented) (TRR)	<b>S</b>	52mm	<b>Y</b>			
Tape and Reel (Left Oriented) (TRL)	<b>L</b>	PANASERT T/B CATHODE UP (PBCU)	<b>U</b>			
FORMING	<b>F</b>	PANASERT T/B CATHODE DOWN (PBCD)	<b>D</b>			