

HEIDI

Ø21.6 mm easily sealable TIR-lenses for up to 3535 size LED packages

TIR-lens with multiple beam patterns designed to be easily protected against the environment by conformal coatings. Available with or without two-sided adhesive tape.



PRODUCTS:

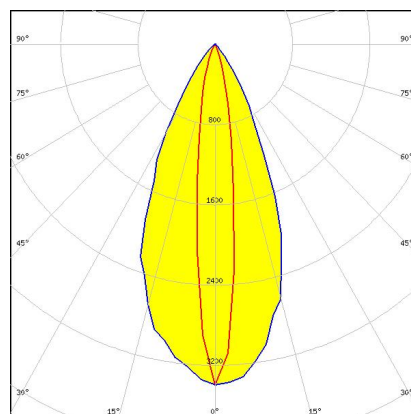
C13738_HEIDI-M-NP

Dimensions: 21.6 mm x 21.6 mm

Height: 11.60 mm

~25° medium beam. Version without location pins.

CA11267_HEIDI-O-90

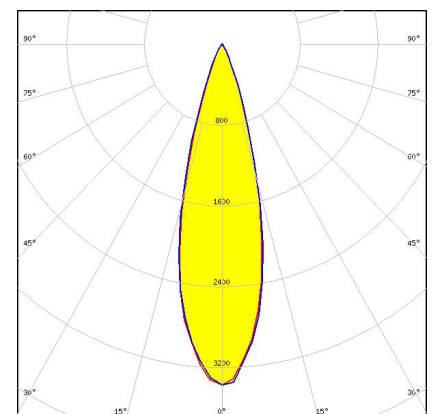


Dimensions: 21.6 mm x 21.6 mm

Height: 12.10 mm

~13° x 45° oval beam optimized for Cree XP-G and XP-E. Variant with beam direction rotated 90°.

CA12536_HEIDI-M



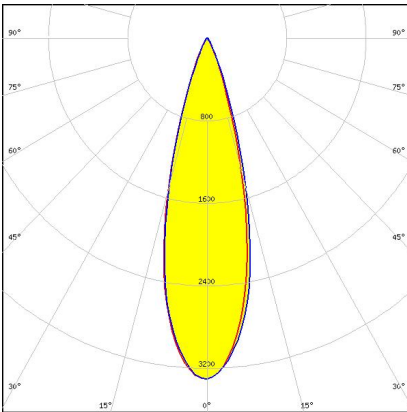
Dimensions: 21.6 mm x 21.6 mm

Height: 11.70 mm

~25° medium beam

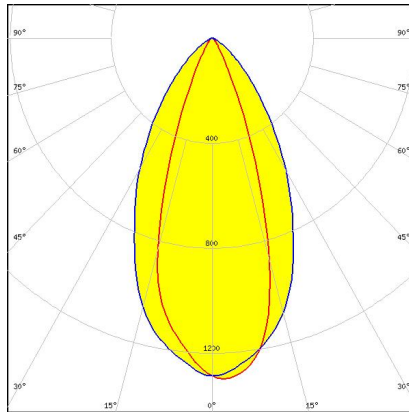
PRODUCTS:

CA11265_HEIDI-M



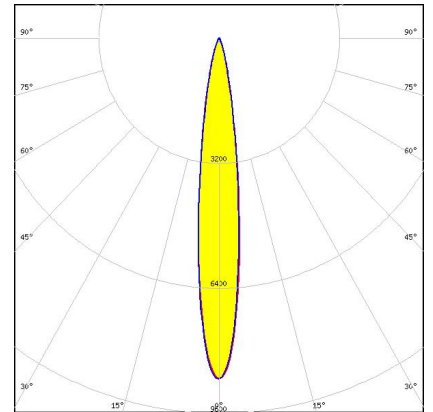
Dimensions: 21.6 mm x 21.6 mm
Height: 11.90 mm
~25° medium beam

CA14197_HEIDI-REC-90



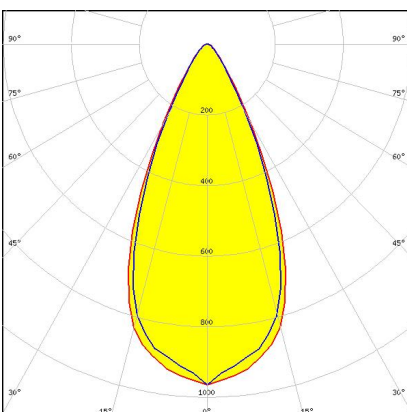
Dimensions: 21.6 mm x 21.6 mm
Height: 12.85 mm
~35° + 55° rectangular beam

CA12443_HEIDI-SS



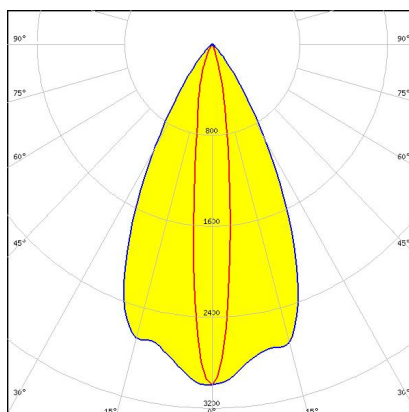
Dimensions: 21.6 mm x 21.6 mm
Height: 11.70 mm
~15° smooth spot beam optimized
for LUXEON Rebel ES

CA12079_HEIDI-W2



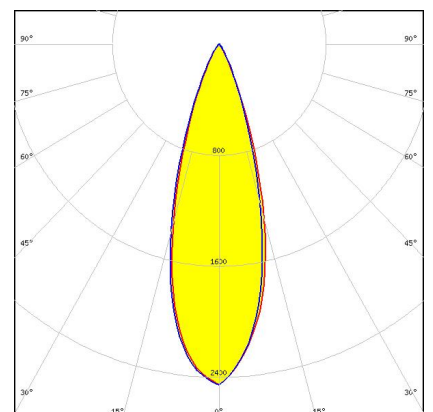
Dimensions: 21.6 mm x 21.6 mm
Height: 12.00 mm
~45° wide beam

CA12815_HEIDI-O-90



Dimensions: 21.6 mm x 21.6 mm
Height: 11.70 mm
~13° x 45° oval beam optimized for
Luxeon Rebel. Variant with beam
direction rotated 90°.

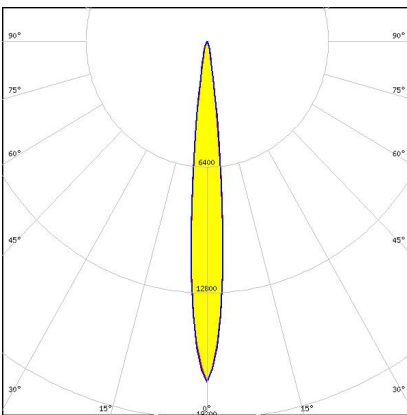
CA11268_HEIDI-W



Dimensions: 21.6 mm x 21.6 mm
Height: 11.70 mm
~32° wide beam

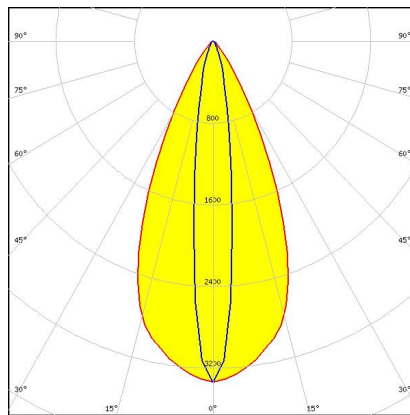
PRODUCTS:

CA12537_HEIDI-RS



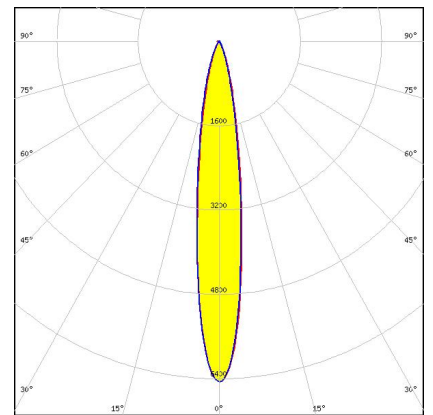
Dimensions: 21.6 mm x 21.6 mm
Height: 11.70 mm
 ~8° spot beam

CA11266_HEIDI-O



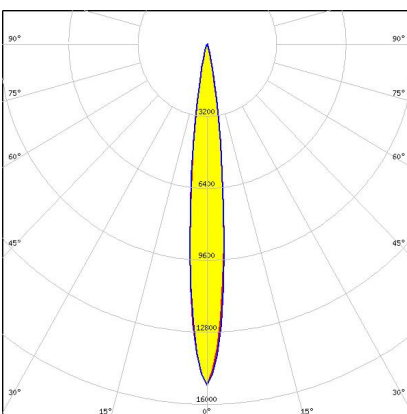
Dimensions: 21.6 mm x 21.6 mm
Height: 11.90 mm
 ~50° x 11° oval beam

CA12530_HEIDI-D



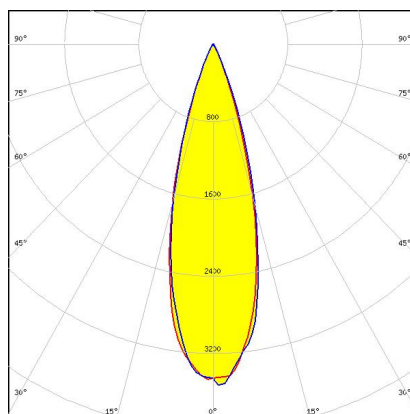
Dimensions: 21.6 mm x 21.6 mm
Height: 11.70 mm
 ~10° diffused spot beam optimized
 for LUXEON Rebel ES

CA11264_HEIDI-D



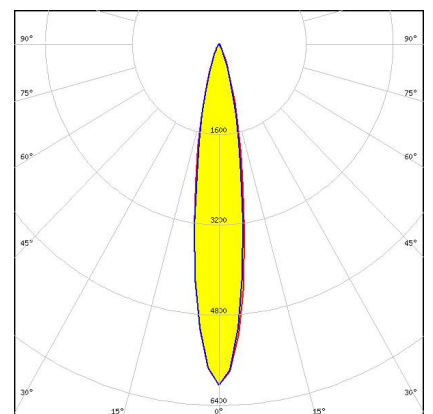
Dimensions: 21.6 mm x 21.6 mm
Height: 11.90 mm
 ~10° diffused spot beam

CA14000_HEIDI-M-NP



Dimensions: 21.6 mm x 21.6 mm
Height: 11.60 mm
 ~25° medium beam. Version without
 location pins.

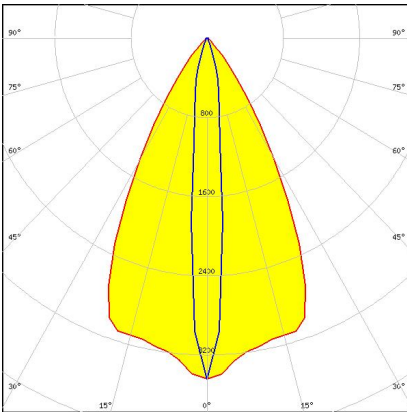
CA12242_HEIDI-SS



Dimensions: 21.6 mm x 21.6 mm
Height: 11.70 mm
 ~15° smooth spot beam

PRODUCTS:

CA12949_HEIDI-O

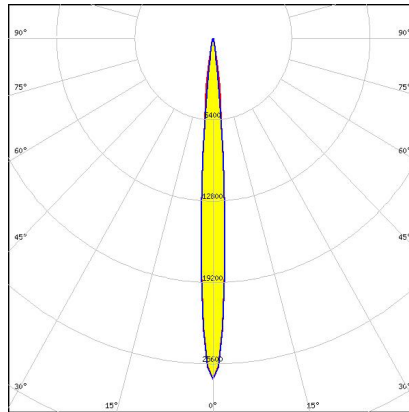


Dimensions: 21.6 mm x 21.6 mm

Height: 11.70 mm

~50° x 11° oval beam

CA11663_HEIDI-RS

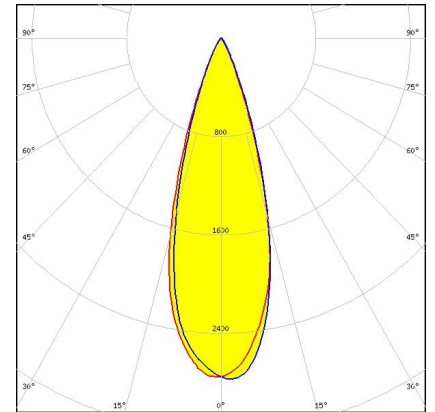


Dimensions: 21.6 mm x 21.6 mm

Height: 11.70 mm

~8° spot beam

CA12538_HEIDI-W



Dimensions: 21.6 mm x 21.6 mm

Height: 11.70 mm

~30° wide beam optimized for
LUXEON Rebel ES