

STRADA

The most versatile modular product family especially designed for street lighting, but also suitable for wide range of other applications

STRADA is LEDiL's most comprehensive product family with a wide variety of different beams suitable for both outdoor and indoor lighting. The standardized modules are available in 2X2 and 2X6 layouts as well as in two different single formats. 2X2MX features a standardized 90 x 90 mm footprint. The latest addition to the product family includes silicone versions for increased durability and thermal resistance. Being especially designed for street lighting they provide highly efficient and uniform lighting.

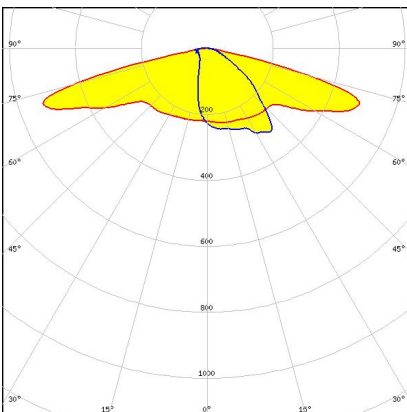
STRADA-IP-2X6

173 x 71.4 mm ingress protected 2X6 arrays with a silicone gasket for up to 5050 size LED packages



PRODUCTS:

CS15055_STRADA-IP-2X6-DWC-90-PC

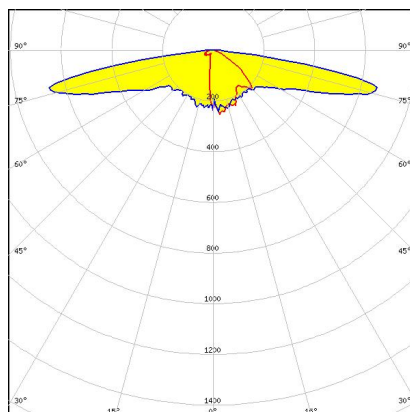


Dimensions: 173.0 mm x 71.4 mm

Height: 9.00 mm

Universal road lighting (typically IESNA Type III medium) beam with excellent mixed illuminance and luminance uniformity. Variant with beam direction

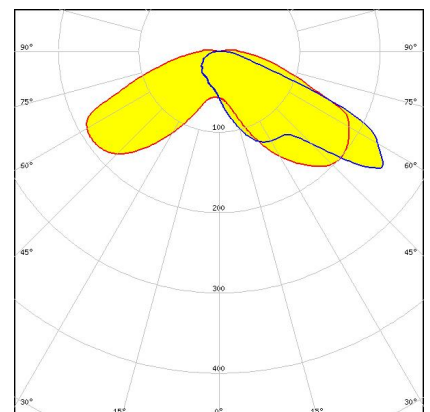
CS17261_STRADA-IP-2X6-SCL-PC



Dimensions: 173.0 mm x 71.4 mm
Height: 9.60 mm

Type II/III (long) beam for very wide pole to pole distances. Ideal for pedestrian paths and residential roads. EN13201 P-classes. Variant made from PC.

CS15689_STRADA-IP-2X6-FW

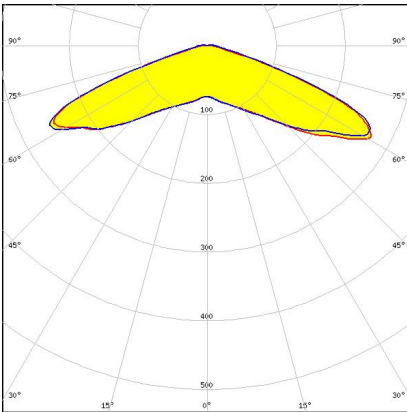


Dimensions: 173.0 mm x 71.4 mm
Height: 12.40 mm

Beam with wide light distribution and good illuminance uniformity for residential street lighting and staggered pole setups

PRODUCTS:

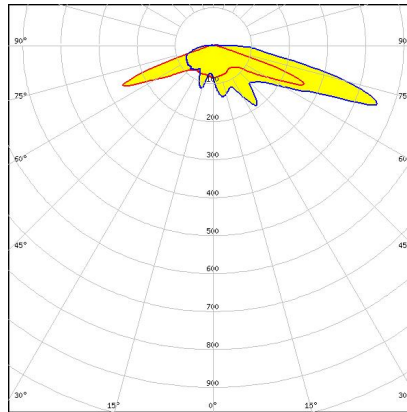
CS15020_STRADA-IP-2X6-VSM



Dimensions: 173.0 mm x 71.4 mm
Height: 8.00 mm

IESNA Type V (square) beam for wide area lighting such as car parks

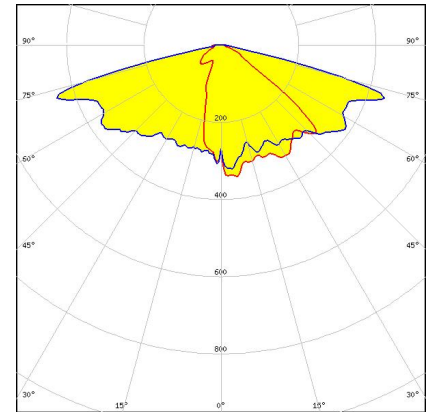
CS17259_STRADA-IP-2X6-T4-B-PC



Dimensions: 71.4 mm x 173.0 mm
Height: 10.57 mm

Wide IESNA Type IV beam with forward-throw beam for wide area lighting like car parks. Variant made from PC.

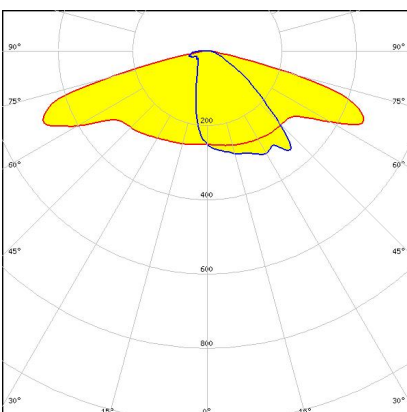
CS15671_STRADA-IP-2X6-DWC-B



Dimensions: 173.0 mm x 71.4 mm
Height: 8.90 mm

Universal road lighting (IESNA Type II Medium) beam with excellent mixed illuminance, luminance uniformity and minimized backlight.

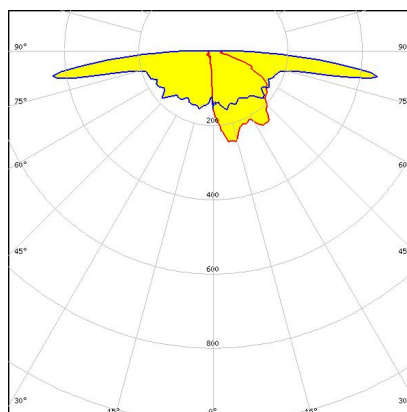
CS14145_STRADA-IP-2X6-DWC-90



Dimensions: 71.4 mm x 173.0 mm
Height: 8.98 mm

Universal road lighting (typically IESNA Type III medium) beam with excellent mixed illuminance and luminance uniformity. Variant with beam direction rotated 90°.

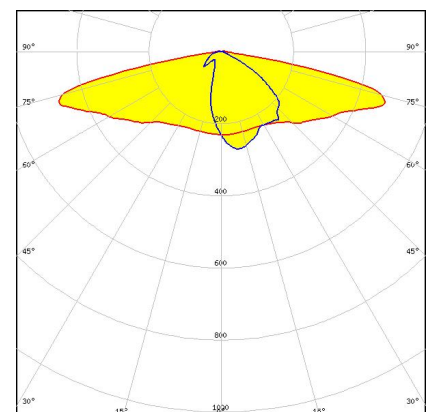
CS17255_STRADA-IP-2X6-T3-L-PC



Dimensions: 173.0 mm x 71.4 mm
Height: 13.00 mm

IESNA Type III Medium beam for long pole distances and up to 8x mounting height. Suitable for European P-class and pathway lighting. Variant made from PC.

CS15418_STRADA-IP-2X6-SCL

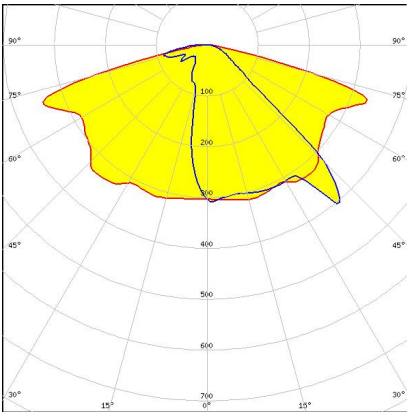


Dimensions: 173.0 mm x 71.4 mm
Height: 9.60 mm

Type II/III (long) beam for very wide pole to pole distances. Ideal for pedestrian walkways and residential road lighting. (EN13201 P-classes)

PRODUCTS:

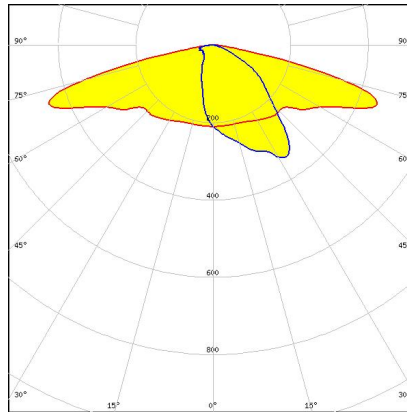
CS14144_STRADA-IP-2X6-ME



Dimensions: 71.4 mm x 173.0 mm
Height: 8.42 mm

Beam with excellent longitudinal luminance uniformity fulfilling EN13201 M-class requirements where road width is equal to or less than the pole height

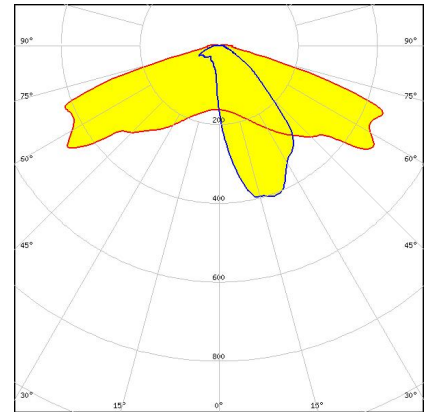
CS17252_STRADA-IP-2X6-DWC-B-PC



Dimensions: 173.0 mm x 71.4 mm
Height: 8.90 mm

Universal road lighting (IESNA Type II Medium) beam with excellent mixed illuminance, luminance uniformity and minimized backlight. Variant made from PC.

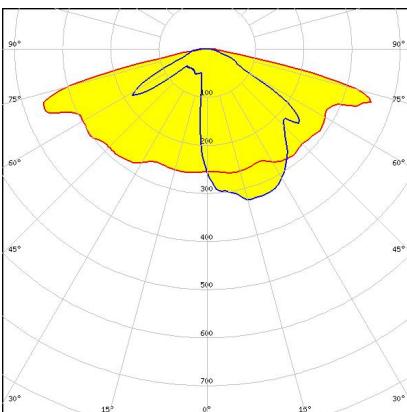
CS15363_STRADA-IP-2X6-T2-B



Dimensions: 71.4 mm x 173.0 mm
Height: 12.03 mm

IESNA Type II (medium) beam with minimized house side backlight.

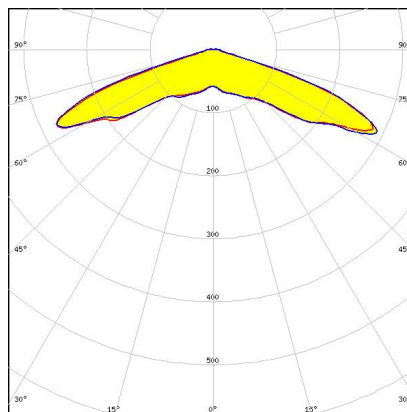
CS14143_STRADA-IP-2X6-T3



Dimensions: 71.4 mm x 173.0 mm
Height: 8.50 mm

IESNA Type III (medium) beam for roads that are equal to or wider than mounting height

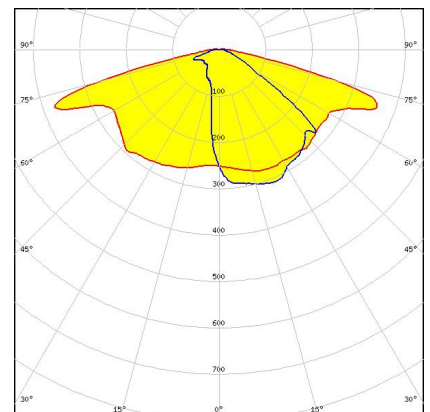
CS17082_STRADA-IP-2X6-VSM-PC



Dimensions: 173.0 mm x 71.4 mm
Height: 8.00 mm

IESNA Type V (square) beam for wide area lighting such as car parks. Variant made from PC.

CS15362_STRADA-IP-2X6-T3-B

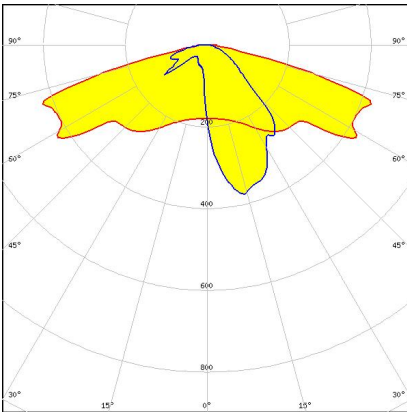


Dimensions: 71.4 mm x 173.0 mm
Height: 12.75 mm

IESNA Type III (medium) beam with minimized backlight

PRODUCTS:

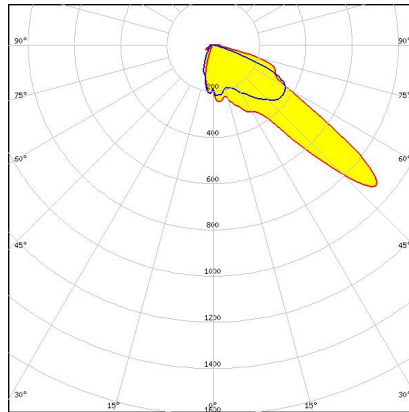
CS14055_STRADA-IP-2X6-T2



Dimensions: 71.4 mm x 173.0 mm
Height: 9.17 mm

IESNA Type II (medium) beam applicable for European P-class standard pedestrian lighting and M-class roads

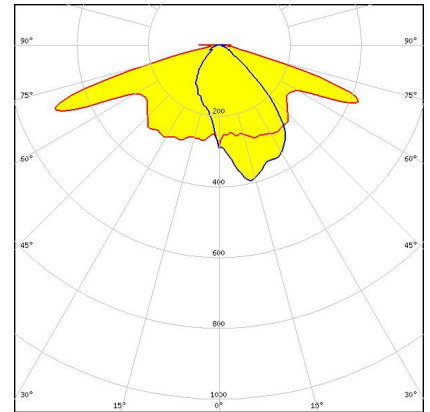
CS16401_STRADA-IP-2X6-PX



Dimensions: 173.0 mm x 71.4 mm
Height: 9.60 mm

Double asymmetric beam designed to highlight pedestrian crossings for right side traffic

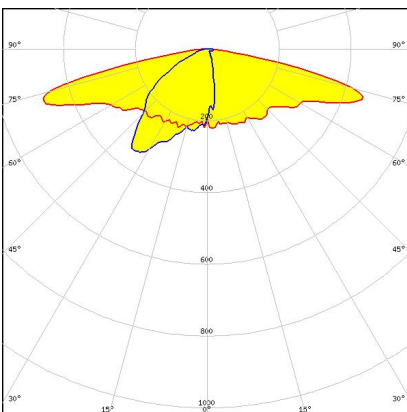
CS15223_STRADA-IP-2X6-T2-C-90



Dimensions: 173.0 mm x 71.4 mm
Height: 9.25 mm

IESNA Type II (medium) beam with added house side backlight. Designed for tilted and long armatures. Variant with beam direction rotated 90°.

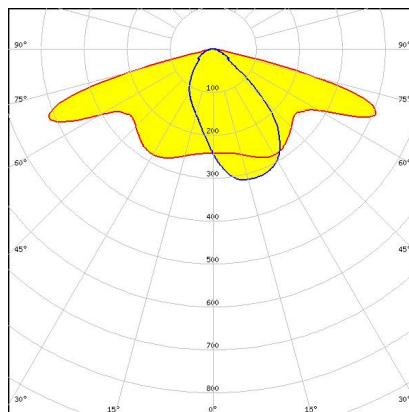
CS13756_STRADA-IP-2X6-DWC-PC



Dimensions: 173.0 mm x 71.4 mm
Height: 7.92 mm

Universal road lighting (IESNA Type II medium) beam with excellent mixed illuminance and luminance uniformity. Variant made from PC.

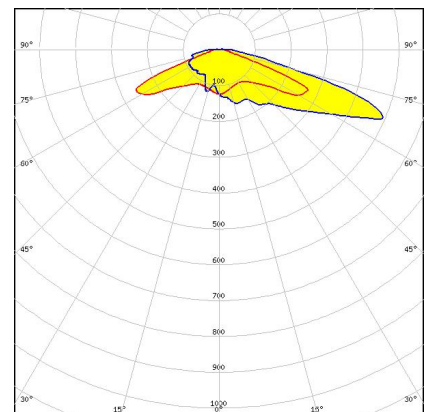
CS16397_STRADA-IP-2X6-T2-C-90-PC



Dimensions: 173.0 mm x 71.4 mm
Height: 9.00 mm

IESNA Type II (medium) beam with added house side backlight. Designed for tilted and long armatures. Variant with beam direction rotated 90°. Variant made from PC.

CS15158_STRADA-IP-2X6-T4-B

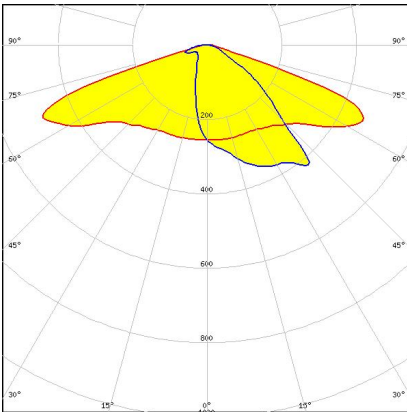


Dimensions: 71.4 mm x 173.0 mm
Height: 10.57 mm

Wide IESNA Type IV beam with forward-throw beam for wide area lighting like car parks

PRODUCTS:

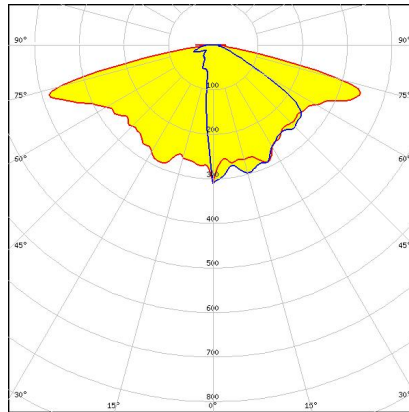
CS12862_STRADA-IP-2X6-DWC



Dimensions: 173.0 mm x 71.4 mm
Height: 9.00 mm

Universal road lighting (IESNA Type II medium) beam with excellent mixed illuminance and luminance uniformity.

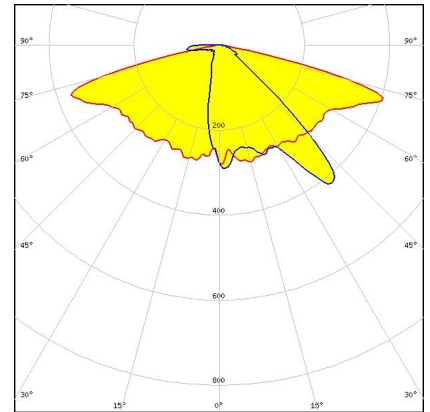
CS15887_STRADA-IP-2X6-T3-B-90



Dimensions: 71.4 mm x 173.0 mm
Height: 12.75 mm

IESNA Type III (medium) beam with minimized backlight. Variant with beam direction rotated 90°.

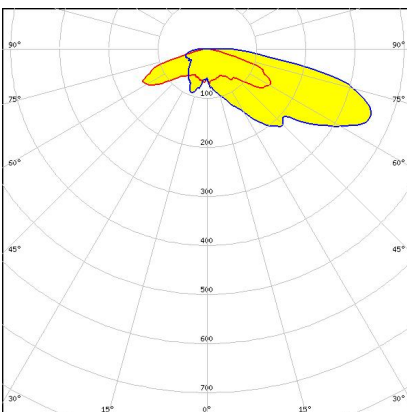
CS15071_STRADA-IP-2X6-ME-PC



Dimensions: 71.4 mm x 173.0 mm
Height: 8.42 mm

Beam with excellent longitudinal luminance uniformity fulfilling EN13201 M-class requirements where road width is equal to or less than the pole height. Variant made from PC.

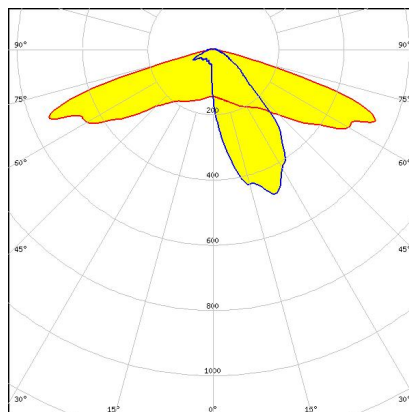
CS19157_STRADA-IP-2X6-T4-B-90-PC



Dimensions: 71.4 mm x 173.0 mm
Height: 10.57 mm

Wide IESNA Type IV beam with forward-throw beam for wide area lighting like car parks. Variant with beam direction rotated 90° and made from PC.

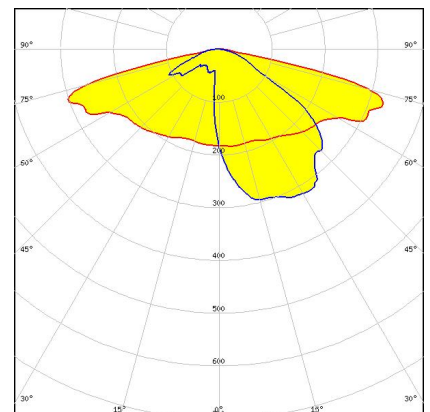
CS15886_STRADA-IP-2X6-T2-B-90



Dimensions: 71.4 mm x 173.0 mm
Height: 12.10 mm

IESNA Type II (medium) beam with minimized house side backlight. Variant with beam direction rotated 90°.

CS15068_STRADA-IP-2X6-T3-PC

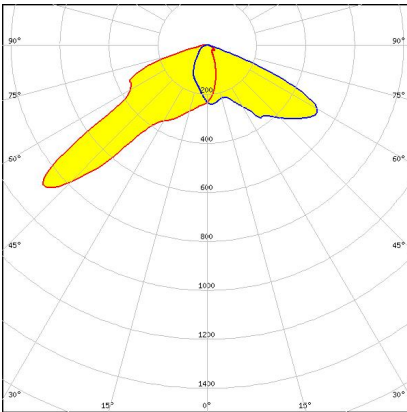


Dimensions: 71.4 mm x 173.0 mm
Height: 8.50 mm

IESNA Type III (medium) beam for roads that are equal to or wider than mounting height. Variant made from PC.

PRODUCTS:

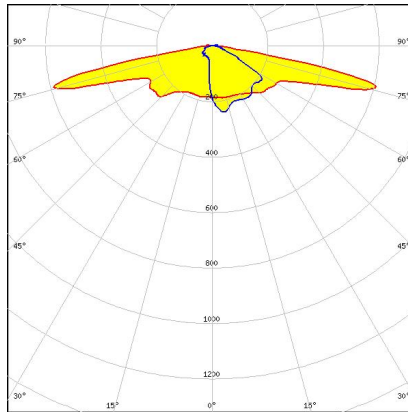
CS18529_STRADA-IP-2X6-PXL



Dimensions: 173.0 mm x 71.4 mm
Height: 10.30 mm

Fully asymmetric beam designed to highlight pedestrian crossings for left side traffic

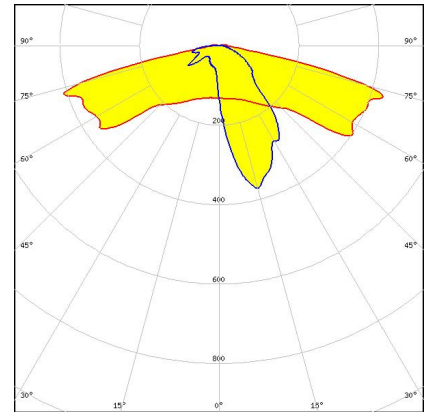
CS15871_STRADA-IP-2X6-T3-L



Dimensions: 173.0 mm x 71.4 mm
Height: 13.00 mm

IESNA Type III (medium) beam for long pole distances and up to 8x mounting height. Suitable for European P-class and pathway lighting

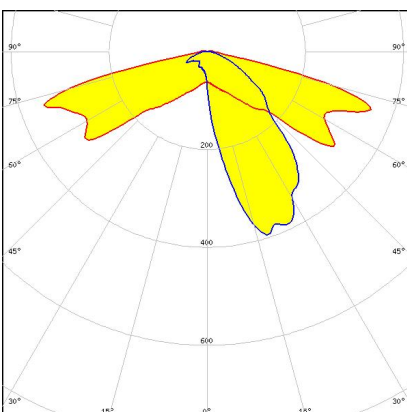
CS15066_STRADA-IP-2X6-T2-PC



Dimensions: 71.4 mm x 173.0 mm
Height: 9.17 mm

IESNA Type II (medium) beam applicable for European P-class standard pedestrian lighting and M-class roads. Variant made from PC.

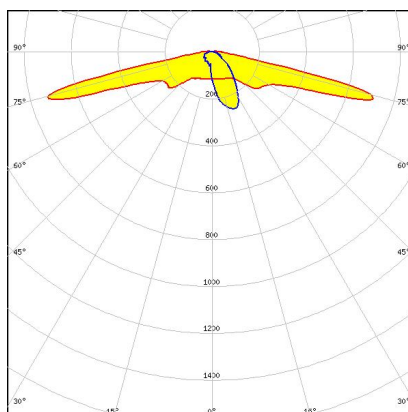
CS17307_STRADA-IP-2X6-T2-B-PC



Dimensions: 71.4 mm x 173.0 mm
Height: 12.03 mm

IESNA Type II (medium) beam with minimized house side backlight. Variant made from PC.

CS15870_STRADA-IP-2X6-T2-L



Dimensions: 173.0 mm x 71.4 mm
Height: 13.00 mm

IESNA Type II (medium) beam for long pole distances and up to 8x mounting height. Suitable for European P-class and pathway lighting.