

### DAISY-7X1-W2

~50° wide beam with tighter cutoff

#### SPECIFICATION:

Dimensions	279.5 x 39.6 mm
Height	20.3 mm
Fastening	pin, screw, clips
ROHS compliant	yes ⓘ


#### MATERIALS:

Component	Type	Material	Colour	Finish
C16989_DAISY-7X1-W2	Linear lens	PMMA	clear	
C18409_DAISY-7X1-SHD-MET-MATT	Shade	PC	metal	matt
C18167_DAISY-7X1-SHD-MET	Shade	PC	metal	gloss
C17225_DAISY-7X1-SHD-WHT-MATT	Shade	PC	white	matt
C17051_DAISY-7X1-SHD-MATT	Shade	PC	black	matt
C16876_DAISY-7X1-SHD-WHT	Shade	PC	white	gloss
C16872_DAISY-7X1-SHD	Shade	PC	black	gloss

#### ORDERING INFORMATION:

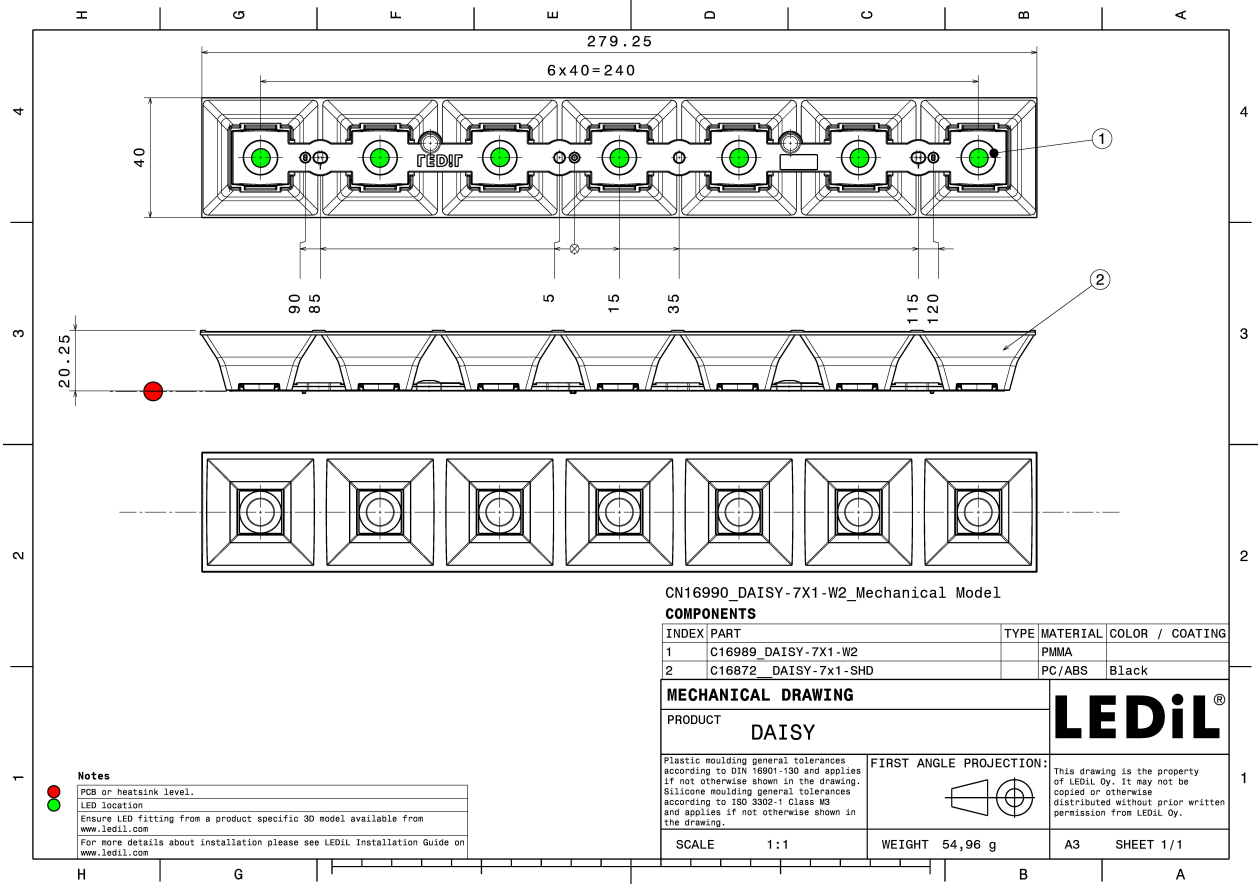
##### Quantities for one set:

Linear lens	1
Shade	1



Component		Qty in box	MOQ	MPQ	Box weight (kg)
C16989_DAISY-7X1-W2	Linear lens	312	312	24	7.0
» Box size: 400 x 300 x 300 mm					
C17051_DAISY-7X1-SHD-MATT	Shade	156	312	24	7.3
» Box size: 595 x 360 x 230 mm					
C16872_DAISY-7X1-SHD	Shade	156	312	24	7.1
» Box size: 595 x 360 x 230 mm					
C17225_DAISY-7X1-SHD-WHT-MATT	Shade	156	312	24	7.6
» Box size: 595 x 360 x 230 mm					
C16876_DAISY-7X1-SHD-WHT	Shade	156	312	24	7.6
» Box size: 595 x 360 x 230 mm					
C18167_DAISY-7X1-SHD-MET	Shade	156	312	24	7.0
» Box size: 595 x 360 x 230 mm					
C18409_DAISY-7X1-SHD-MET-MATT	Shade	156	312	24	7.0
» Box size: 595 x 360 x 230 mm					



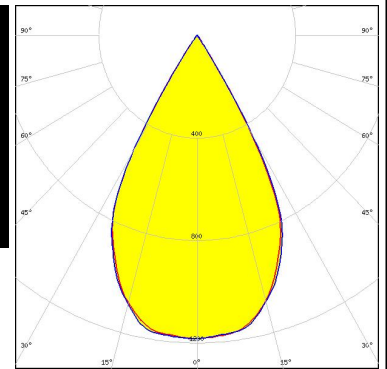


See also our general installation guide: [www.ledil.com/installation\\_guide](http://www.ledil.com/installation_guide)

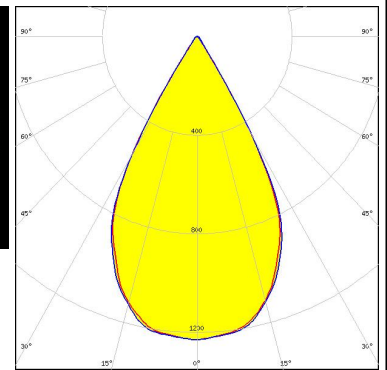

### OPTICAL RESULTS (MEASURED):



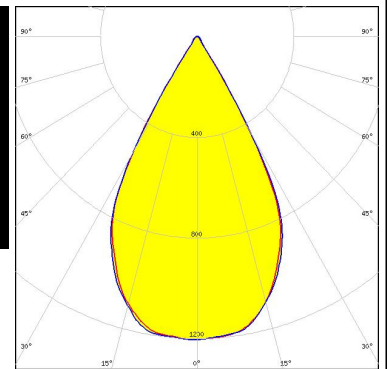

LED LIGHT ENGINE DAISY 28 LEDs 277.5mm x 20mm  
 FWHM / FWTM 58.0° / 68.0°  
 Efficiency 85 %  
 Peak intensity 1.2 cd/m  
 LEDs/each optic 4  
 Light colour White  
 Required components:  
 C16872\_DAISSY-7X1-SHD



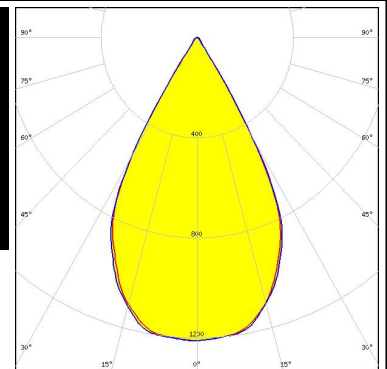
LED LIGHT ENGINE DAISY 28 LEDs 277.5mm x 20mm  
 FWHM / FWTM 58.0° / 69.0°  
 Efficiency 92 %  
 Peak intensity 1.2 cd/m  
 LEDs/each optic 4  
 Light colour White  
 Required components:  
 C18167\_DAISSY-7X1-SHD-MET




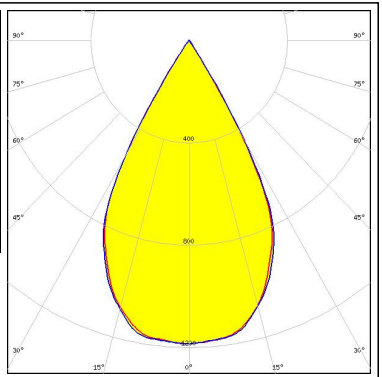

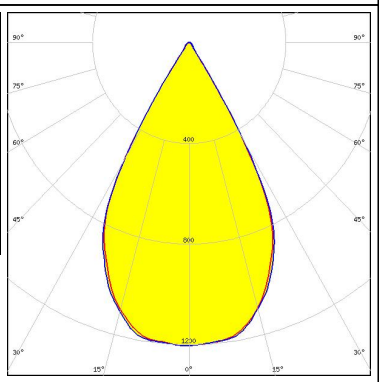

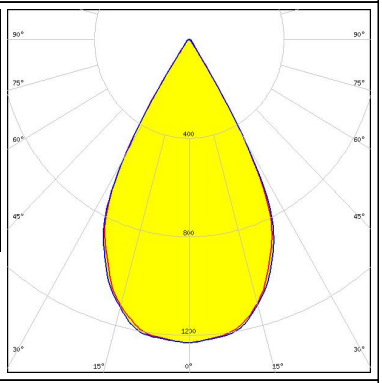

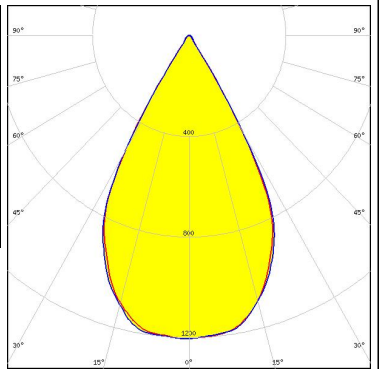
LED LIGHT ENGINE DAISY 28 LEDs 277.5mm x 20mm  
 FWHM / FWTM 58.0° / 68.0°  
 Efficiency 92 %  
 Peak intensity 1.2 cd/m  
 LEDs/each optic 4  
 Light colour White  
 Required components:  
 C16876\_DAISSY-7X1-SHD-WHT



LED LIGHT ENGINE DAISY 28 LEDs 277.5mm x 20mm  
 FWHM / FWTM 58.0° / 68.0°  
 Efficiency 91 %  
 Peak intensity 1.2 cd/m  
 LEDs/each optic 4  
 Light colour White  
 Required components:  
 C17533\_DAISSY-7X1-SHD-MET-MATT



### OPTICAL RESULTS (MEASURED):

<p><b>AUDAX ELECTRONICS</b></p> <p>LED LIGHT ENGINE DAISY 28 LEDs 277.5mm x 20mm</p> <p>FWHM / FWTM 58.0° / 68.0°</p> <p>Efficiency 85 %</p> <p>Peak intensity 1.2 cd/lm</p> <p>LEDs/each optic 4</p> <p>Light colour White</p> <p>Required components: C17051_DAISY-7X1-SHD-MATT</p>		
<p><b>AUDAX ELECTRONICS</b></p> <p>LED LIGHT ENGINE DAISY 28 LEDs 277.5mm x 20mm</p> <p>FWHM / FWTM 58.0° / 68.0°</p> <p>Efficiency 92 %</p> <p>Peak intensity 1.2 cd/lm</p> <p>LEDs/each optic 4</p> <p>Light colour White</p> <p>Required components: C17225_DAISY-7X1-SHD-WHT-MATT</p>		
<p><b>LUMILEDS</b></p> <p>LED LUXEON 2835 Line</p> <p>FWHM / FWTM 58.0° / 69.0°</p> <p>Efficiency 92 %</p> <p>Peak intensity 1.2 cd/lm</p> <p>LEDs/each optic 4</p> <p>Light colour White</p> <p>Required components: C17532_DAISY-7X1-SHD-MET</p>		
<p><b>LUMILEDS</b></p> <p>LED LUXEON 2835 Line</p> <p>FWHM / FWTM 58.0° / 69.0°</p> <p>Efficiency 92 %</p> <p>Peak intensity 1.2 cd/lm</p> <p>LEDs/each optic 4</p> <p>Light colour White</p> <p>Required components: C16876_DAISY-7X1-SHD-WHT</p>		

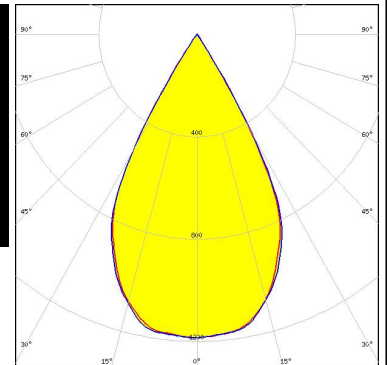

### OPTICAL RESULTS (MEASURED):

#### LUMILEDS

LED LUXEON 2835 Line  
 FWHM / FWTM 58.0° / 69.0°  
 Efficiency 91 %  
 Peak intensity 1.2 cd/lm  
 LEDs/each optic 4  
 Light colour White  
 Required components:  
 C17533\_DAISSY-7X1-SHD-MET-MATT

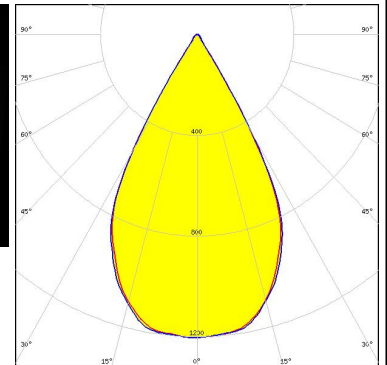

#### LUMILEDS

LED LUXEON 2835 Line  
 FWHM / FWTM 58.0° / 68.0°  
 Efficiency 85 %  
 Peak intensity 1.2 cd/lm  
 LEDs/each optic 4  
 Light colour White  
 Required components:  
 C17051\_DAISSY-7X1-SHD-MATT



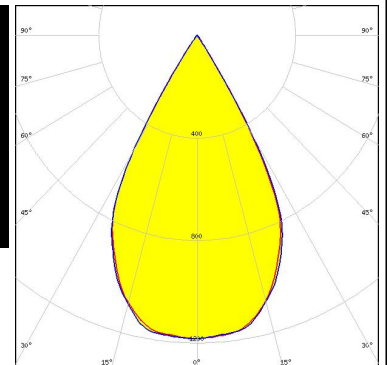

#### LUMILEDS

LED LUXEON 2835 Line  
 FWHM / FWTM 58.0° / 69.0°  
 Efficiency 92 %  
 Peak intensity 1.2 cd/lm  
 LEDs/each optic 4  
 Light colour White  
 Required components:  
 C17225\_DAISSY-7X1-SHD-WHT-MATT


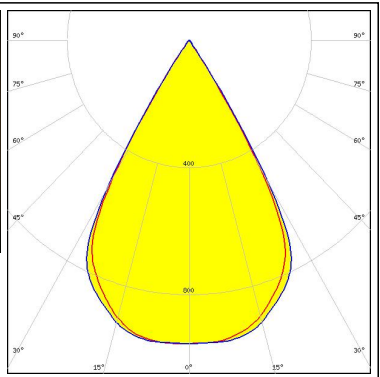

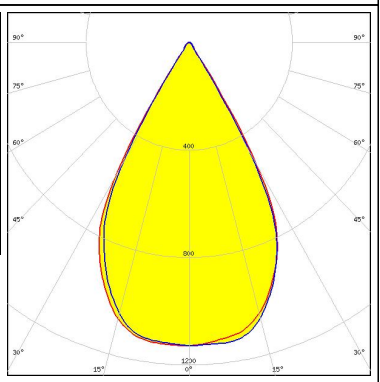

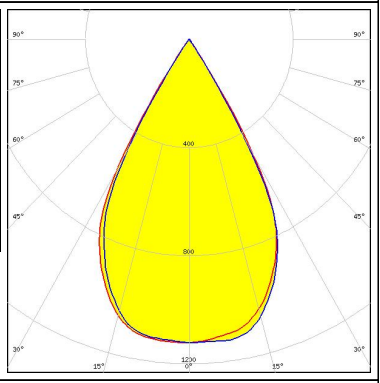

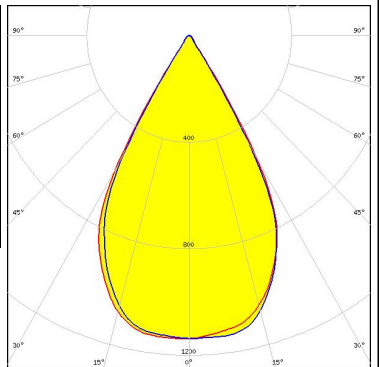


#### LUMILEDS

LED LUXEON 2835 Line  
 FWHM / FWTM 58.0° / 68.0°  
 Efficiency 85 %  
 Peak intensity 1.2 cd/lm  
 LEDs/each optic 4  
 Light colour White  
 Required components:  
 C16872\_DAISSY-7X1-SHD



### OPTICAL RESULTS (MEASURED):

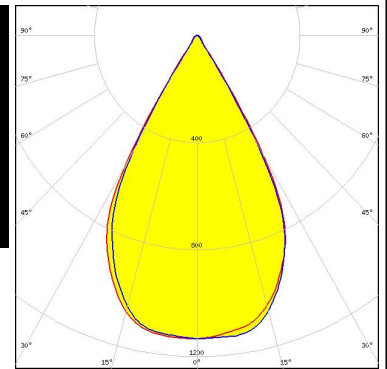
<p><b>mal</b> <small>modern art of light</small></p> <p>LED Opticus Daisy M L28W2            FWHM / FWTM 61.0° / 70.0°            Efficiency 82 %            Peak intensity 1 cd/lm            LEDs/each optic 4            Light colour White            Required components:            C17051_DAISSY-7X1-SHD-MATT</p>		
<p><b>MST</b>   <i>Your solutions</i></p> <p>LED LinLED 280x28mm 1100lm 8x0 2C 42V Opt G1            FWHM / FWTM 59.0° / 69.0°            Efficiency 90 %            Peak intensity 1.1 cd/lm            LEDs/each optic 4            Light colour White            Required components:            C17225_DAISSY-7X1-SHD-WHT-MATT</p>		
<p><b>MST</b>   <i>Your solutions</i></p> <p>LED LinLED 280x28mm 1100lm 8x0 2C 42V Opt G1            FWHM / FWTM 59.0° / 69.0°            Efficiency 84 %            Peak intensity 1.1 cd/lm            LEDs/each optic 4            Light colour White            Required components:            C16872_DAISSY-7X1-SHD</p>		
<p><b>MST</b>   <i>Your solutions</i></p> <p>LED LinLED 280x28mm 1100lm 8x0 2C 42V Opt G1            FWHM / FWTM 59.0° / 69.0°            Efficiency 89 %            Peak intensity 1.1 cd/lm            LEDs/each optic 4            Light colour White            Required components:            C17533_DAISSY-7X1-SHD-MET-MATT</p>		



### OPTICAL RESULTS (MEASURED):

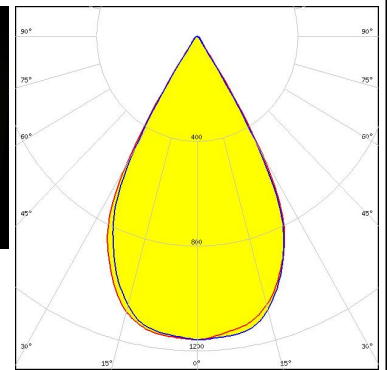

#### MST *Your solutions*

LED LinLED 280x28mm 1100lm 8x0 2C 42V Opt G1  
 FWHM / FWTM 59.0° / 69.0°  
 Efficiency 90 %  
 Peak intensity 1.1 cd/lm  
 LEDs/each optic 4  
 Light colour White  
 Required components:  
 C16876\_DAISSY-7X1-SHD-WHT



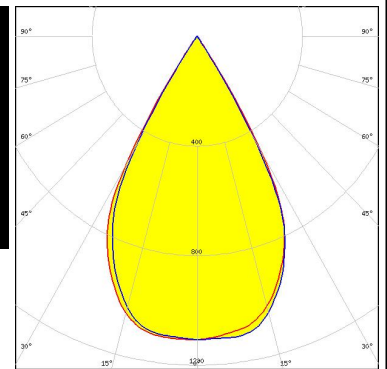
#### MST *Your solutions*

LED LinLED 280x28mm 1100lm 8x0 2C 42V Opt G1  
 FWHM / FWTM 59.0° / 70.0°  
 Efficiency 90 %  
 Peak intensity 1.2 cd/lm  
 LEDs/each optic 4  
 Light colour White  
 Required components:  
 C18167\_DAISSY-7X1-SHD-MET



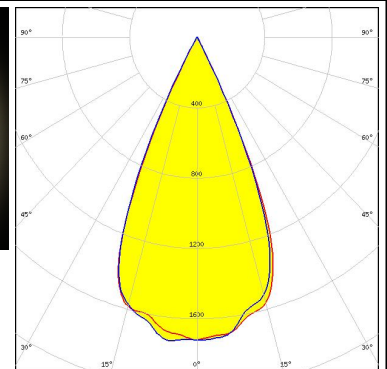
#### MST *Your solutions*

LED LinLED 280x28mm 1100lm 8x0 2C 42V Opt G1  
 FWHM / FWTM 59.0° / 69.0°  
 Efficiency 83 %  
 Peak intensity 1.1 cd/lm  
 LEDs/each optic 4  
 Light colour White  
 Required components:  
 C17051\_DAISSY-7X1-SHD-MATT



#### MST *Your solutions*

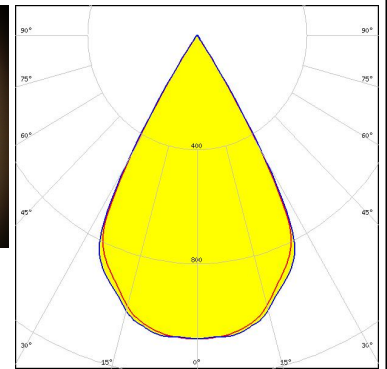

LED LinLED 280x28mm 1600lm 840 4C 21V DAISY 7x1(ZT25)  
 FWHM / FWTM 47.0° / 57.0°  
 Efficiency 90 %  
 Peak intensity 1.7 cd/lm  
 LEDs/each optic 1  
 Light colour White  
 Required components:  
 C16872\_DAISSY-7X1-SHD



### OPTICAL RESULTS (MEASURED):

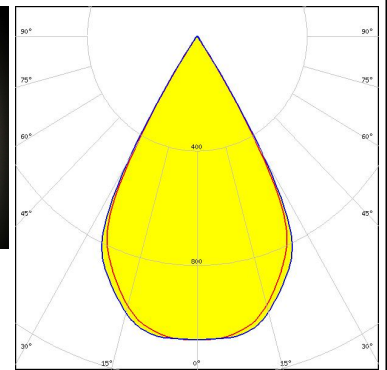
#### OSRAM

LED PL-LIN-2000 280x24mm  
 FWHM / FWTM 59.0° / 67.0°  
 Efficiency 83 %  
 Peak intensity 1.1 cd/lm  
 LEDs/each optic 4  
 Light colour White  
 Required components:  
 C17051\_DAISSY-7X1-SHD-MATT



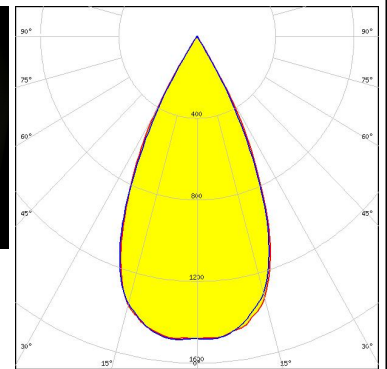

#### OSRAM

Opto Semiconductors  
 LED OSCONIQ E 2835  
 FWHM / FWTM 59.0° / 68.0°  
 Efficiency 83 %  
 Peak intensity 1.1 cd/lm  
 LEDs/each optic 4  
 Light colour White  
 Required components:  
 C17051\_DAISSY-7X1-SHD-MATT



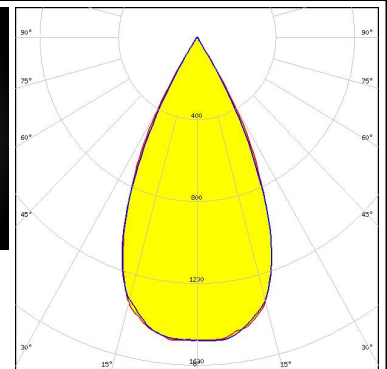
#### SAMSUNG

LED LM28xB Series  
 FWHM / FWTM 51.0° / 65.0°  
 Efficiency 89 %  
 Peak intensity 1.5 cd/lm  
 LEDs/each optic 1  
 Light colour White  
 Required components:  
 C16872\_DAISSY-7X1-SHD



#### SAMSUNG

LED LM28xB Series  
 FWHM / FWTM 51.0° / 65.0°  
 Efficiency 92 %  
 Peak intensity 1.5 cd/lm  
 LEDs/each optic 2  
 Light colour White  
 Required components:  
 C17225\_DAISSY-7X1-SHD-WHT-MATT

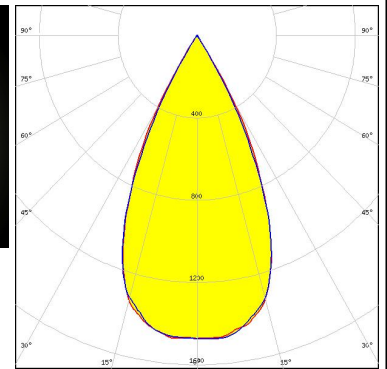




### OPTICAL RESULTS (MEASURED):

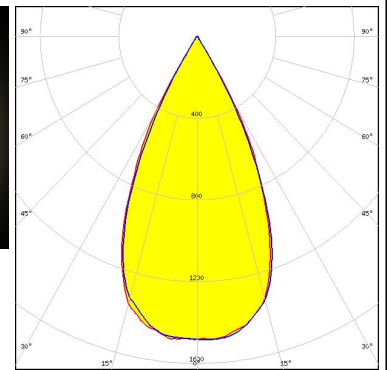
#### SAMSUNG

LED LM28xB Series  
 FWHM / FWTM 50.0° / 65.0°  
 Efficiency 89 %  
 Peak intensity 1.5 cd/m  
 LEDs/each optic 2  
 Light colour White  
 Required components:  
 C17051\_DAISY-7X1-SHD-MATT

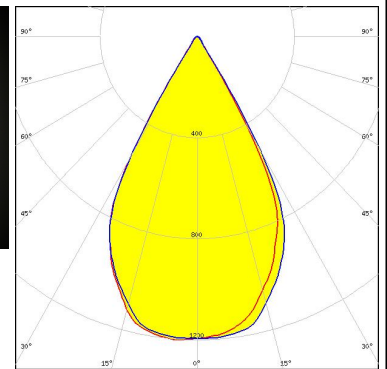
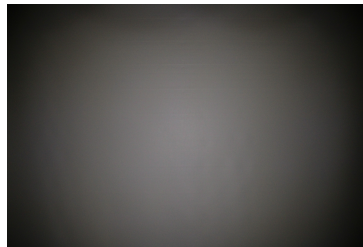


#### SAMSUNG

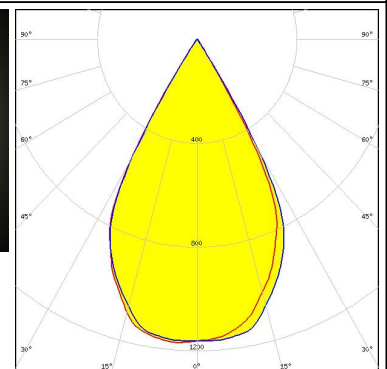

LED LM28xB Series  
 FWHM / FWTM 51.0° / 65.0°  
 Efficiency 92 %  
 Peak intensity 1.5 cd/m  
 LEDs/each optic 2  
 Light colour White  
 Required components:  
 C16876\_DAISY-7X1-SHD-WHT




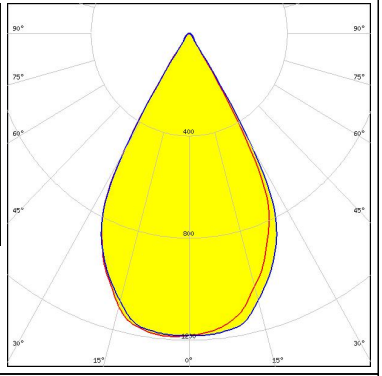

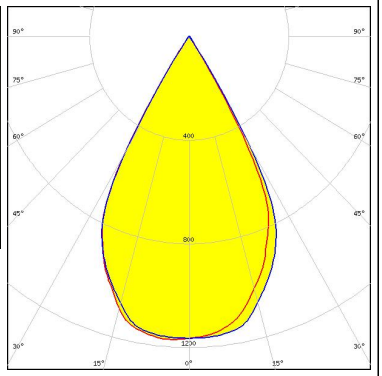

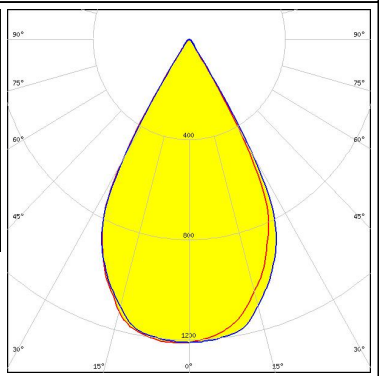

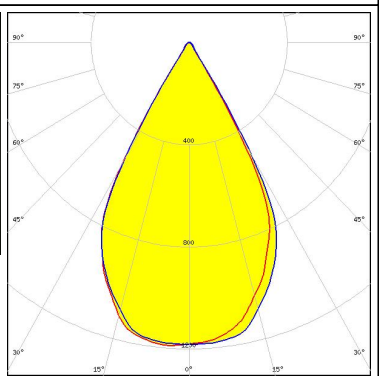
LED LED-St-L28W2c4-xxx-C015-55 (DAISY-7x1)  
 FWHM / FWTM 58.0° / 68.0°  
 Efficiency 92 %  
 Peak intensity 1.2 cd/m  
 LEDs/each optic 4  
 Light colour White  
 Required components:  
 C17533\_DAISY-7X1-SHD-MET-MATT




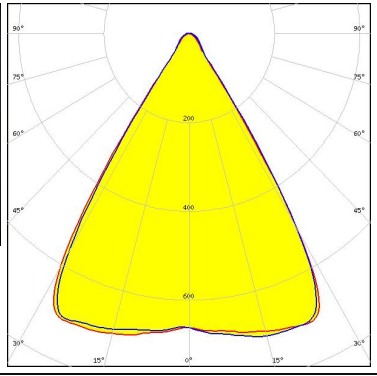
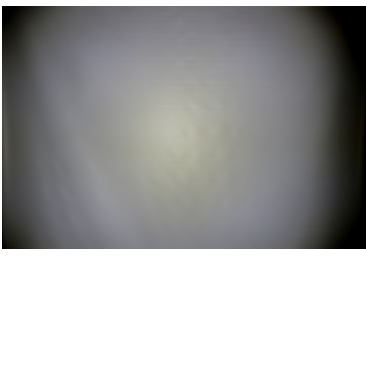
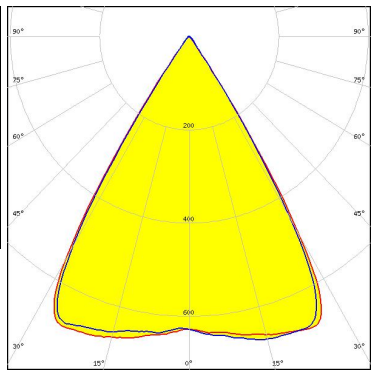

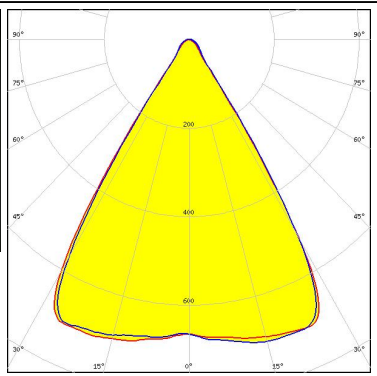

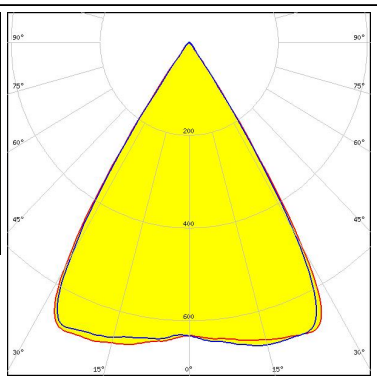
LED LED-St-L28W2c4-xxx-C015-55 (DAISY-7x1)  
 FWHM / FWTM 58.0° / 68.0°  
 Efficiency 85 %  
 Peak intensity 1.2 cd/m  
 LEDs/each optic 4  
 Light colour White  
 Required components:  
 C17051\_DAISY-7X1-SHD-MATT



### OPTICAL RESULTS (MEASURED):

<p><b>SEITEC</b> Elektronik GmbH</p> <p>LED LED-St-L28W2c4-xxx-C015-55 (DAISY-7x1)            FWHM / FWTM 58.0° / 68.0°            Efficiency 93 %            Peak intensity 1.2 cd/m            LEDs/each optic 4            Light colour White            Required components:            C17225_DAISSY-7X1-SHD-WHT-MATT</p>		
<p><b>SEITEC</b> Elektronik GmbH</p> <p>LED LED-St-L28W2c4-xxx-C015-55 (DAISY-7x1)            FWHM / FWTM 58.0° / 67.0°            Efficiency 85 %            Peak intensity 1.2 cd/m            LEDs/each optic 4            Light colour White            Required components:            C16872_DAISSY-7X1-SHD</p>		
<p><b>SEITEC</b> Elektronik GmbH</p> <p>LED LED-St-L28W2c4-xxx-C015-55 (DAISY-7x1)            FWHM / FWTM 58.0° / 68.0°            Efficiency 92 %            Peak intensity 1.2 cd/m            LEDs/each optic 4            Light colour White            Required components:            C18167_DAISSY-7X1-SHD-MET</p>		
<p><b>SEITEC</b> Elektronik GmbH</p> <p>LED LED-St-L28W2c4-xxx-C015-55 (DAISY-7x1)            FWHM / FWTM 58.0° / 68.0°            Efficiency 93 %            Peak intensity 1.2 cd/m            LEDs/each optic 4            Light colour White            Required components:            C16876_DAISSY-7X1-SHD-WHT</p>		

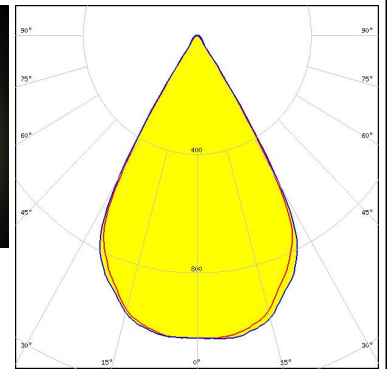
### OPTICAL RESULTS (MEASURED):

<p><b>TEPCOMP</b> group</p> <p>LED                    PassivePAQ-L-1F35-SSA3-2.7K-840-3-DC  FWHM / FWTM        65.0° / 75.0°  Efficiency            87 %  Peak intensity        0.8 cd/lm  LEDs/each optic     4  Light colour         White  Required components:  C16876_DAISSY-7X1-SHD-WHT</p>		
<p><b>TEPCOMP</b> group</p> <p>LED                    PassivePAQ-L-1F35-SSA3-2.7K-840-3-DC  FWHM / FWTM        64.0° / 72.0°  Efficiency            76 %  Peak intensity        0.7 cd/lm  LEDs/each optic     4  Light colour         White  Required components:  C16872_DAISSY-7X1-SHD</p>		
<p><b>TEPCOMP</b> group</p> <p>LED                    PassivePAQ-L-1F35-SSA3-2.7K-840-3-DC  FWHM / FWTM        65.0° / 75.0°  Efficiency            87 %  Peak intensity        0.8 cd/lm  LEDs/each optic     4  Light colour         White  Required components:  C17225_DAISSY-7X1-SHD-WHT-MATT</p>		
<p><b>TEPCOMP</b> group</p> <p>LED                    PassivePAQ-L-1F35-SSA3-2.7K-840-3-DC  FWHM / FWTM        65.0° / 73.0°  Efficiency            76 %  Peak intensity        0.7 cd/lm  LEDs/each optic     4  Light colour         White  Required components:  C17051_DAISSY-7X1-SHD-MATT</p>		

### OPTICAL RESULTS (MEASURED):

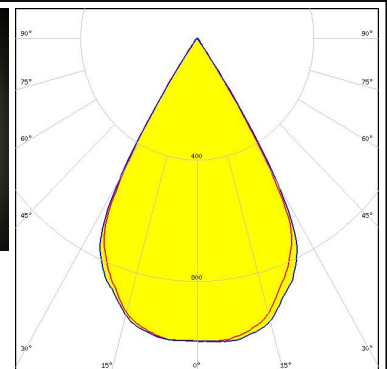

#### TRIDONIC

LED LLE 24x280mm 750lm 8x0 LVD ADV1  
 FWHM / FWTM 61.0° / 70.0°  
 Efficiency 91 %  
 Peak intensity 1 cd/lm  
 LEDs/each optic 4  
 Light colour White  
 Required components:  
 C17225\_DAISSY-7X1-SHD-WHT-MATT



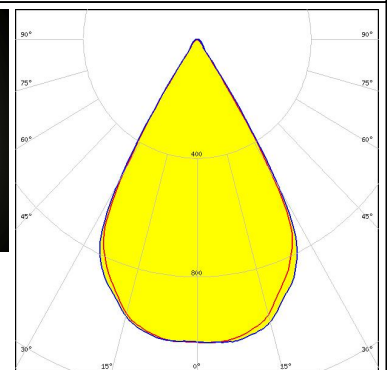

#### TRIDONIC

LED LLE 24x280mm 750lm 8x0 LVD ADV1  
 FWHM / FWTM 60.0° / 69.0°  
 Efficiency 83 %  
 Peak intensity 1 cd/lm  
 LEDs/each optic 4  
 Light colour White  
 Required components:  
 C17051\_DAISSY-7X1-SHD-MATT



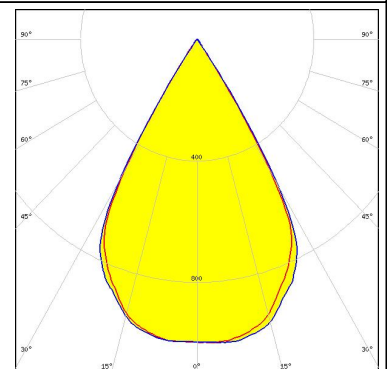

#### TRIDONIC

LED LLE 24x280mm 750lm 8x0 LVD ADV1  
 FWHM / FWTM 60.0° / 70.0°  
 Efficiency 91 %  
 Peak intensity 1 cd/lm  
 LEDs/each optic 4  
 Light colour White  
 Required components:  
 C16876\_DAISSY-7X1-SHD-WHT



#### TRIDONIC

LED LLE 24x280mm 750lm 8x0 LVD ADV1  
 FWHM / FWTM 60.0° / 69.0°  
 Efficiency 83 %  
 Peak intensity 1 cd/lm  
 LEDs/each optic 1  
 Light colour White  
 Required components:  
 C16872\_DAISSY-7X1-SHD

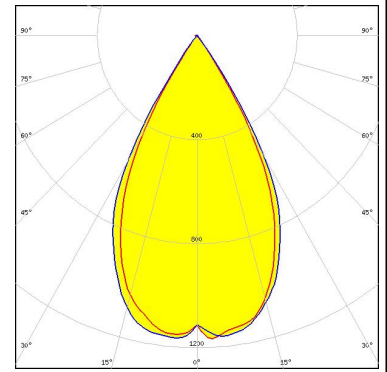




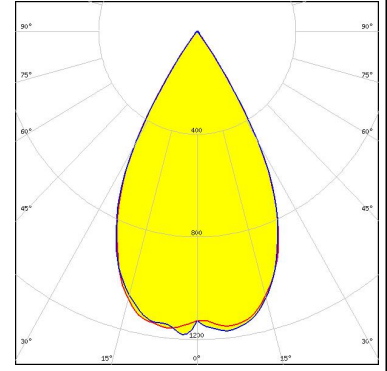
### OPTICAL RESULTS (SIMULATED):



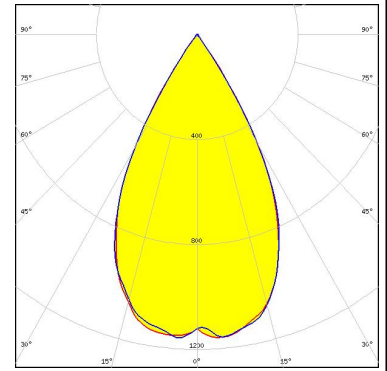
LED J Series 2835  
 FWHM / FWTM 58.0° / 72.0°  
 Efficiency 87 %  
 Peak intensity 1.2 cd/lm  
 LEDs/each optic 4  
 Light colour White  
 Required components:  
 C16872\_DAISSY-7X1-SHD



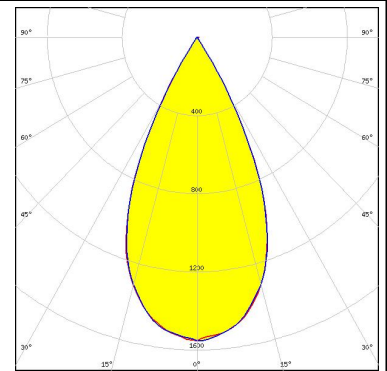
LED Duris E 2835  
 FWHM / FWTM 57.0° / 72.0°  
 Efficiency 90 %  
 Peak intensity 1.2 cd/lm  
 LEDs/each optic 4  
 Light colour White  
 Required components:  
 C17225\_DAISSY-7X1-SHD-WHT-MATT



LED Duris E 2835  
 FWHM / FWTM 56.0° / 72.0°  
 Efficiency 87 %  
 Peak intensity 1.2 cd/lm  
 LEDs/each optic 4  
 Light colour White  
 Required components:  
 C17051\_DAISSY-7X1-SHD-MATT



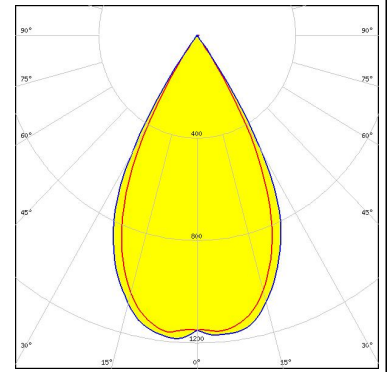
LED LM28xB Series  
 FWHM / FWTM 50.0° / 66.0°  
 Efficiency 92 %  
 Peak intensity 1.6 cd/lm  
 LEDs/each optic 2  
 Light colour White  
 Required components:  
 C18167\_DAISSY-7X1-SHD-MET



### OPTICAL RESULTS (SIMULATED):

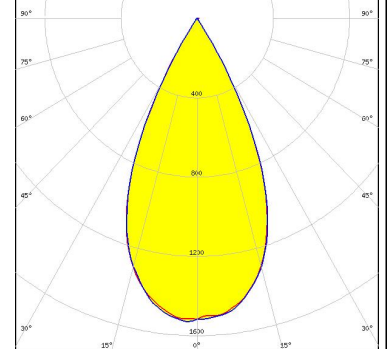
#### SAMSUNG

LED LM28xB Series  
FWHM / FWTM 56.0° / 70.0°  
Efficiency 85 %  
Peak intensity 1.2 cd/lm  
LEDs/each optic 4  
Light colour White  
Required components:  
C16872\_DAISY-7X1-SHD



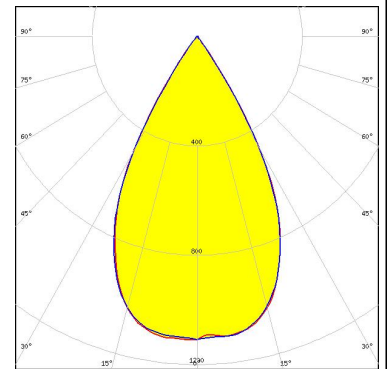
#### SAMSUNG

LED LM28xB Series  
FWHM / FWTM 50.0° / 66.0°  
Efficiency 91 %  
Peak intensity 1.5 cd/lm  
LEDs/each optic 2  
Light colour White  
Required components:  
C17533\_DAISY-7X1-SHD-MET-MATT



#### SAMSUNG

LED LM301B  
FWHM / FWTM 58.0° / 72.0°  
Efficiency 87 %  
Peak intensity 1.1 cd/lm  
LEDs/each optic 1  
Light colour White  
Required components:  
C16872\_DAISY-7X1-SHD



SEOUL SEMICONDUCTOR

LED SEOUL DC 3030C  
FWHM / FWTM 57.0° / 72.0°  
Efficiency 88 %  
Peak intensity 1.2 cd/lm  
LEDs/each optic 4  
Light colour White  
Required components:  
C16872\_DAISY-7X1-SHD

