

DAISY-7X1-W2

~50° wide beam with tighter cutoff

SPECIFICATION:

Dimensions	279.5 x 39.6 mm
Height	20.3 mm
Fastening	pin, screw, clips
ROHS compliant	yes ⓘ


MATERIALS:

Component	Type	Material	Colour	Finish
C16989_DAISY-7X1-W2	Linear lens	PMMA	clear	
C18409_DAISY-7X1-SHD-MET-MATT	Shade	PC	metal	matt
C18167_DAISY-7X1-SHD-MET	Shade	PC	metal	gloss
C17225_DAISY-7X1-SHD-WHT-MATT	Shade	PC	white	matt
C17051_DAISY-7X1-SHD-MATT	Shade	PC	black	matt
C16876_DAISY-7X1-SHD-WHT	Shade	PC	white	gloss
C16872_DAISY-7X1-SHD	Shade	PC	black	gloss

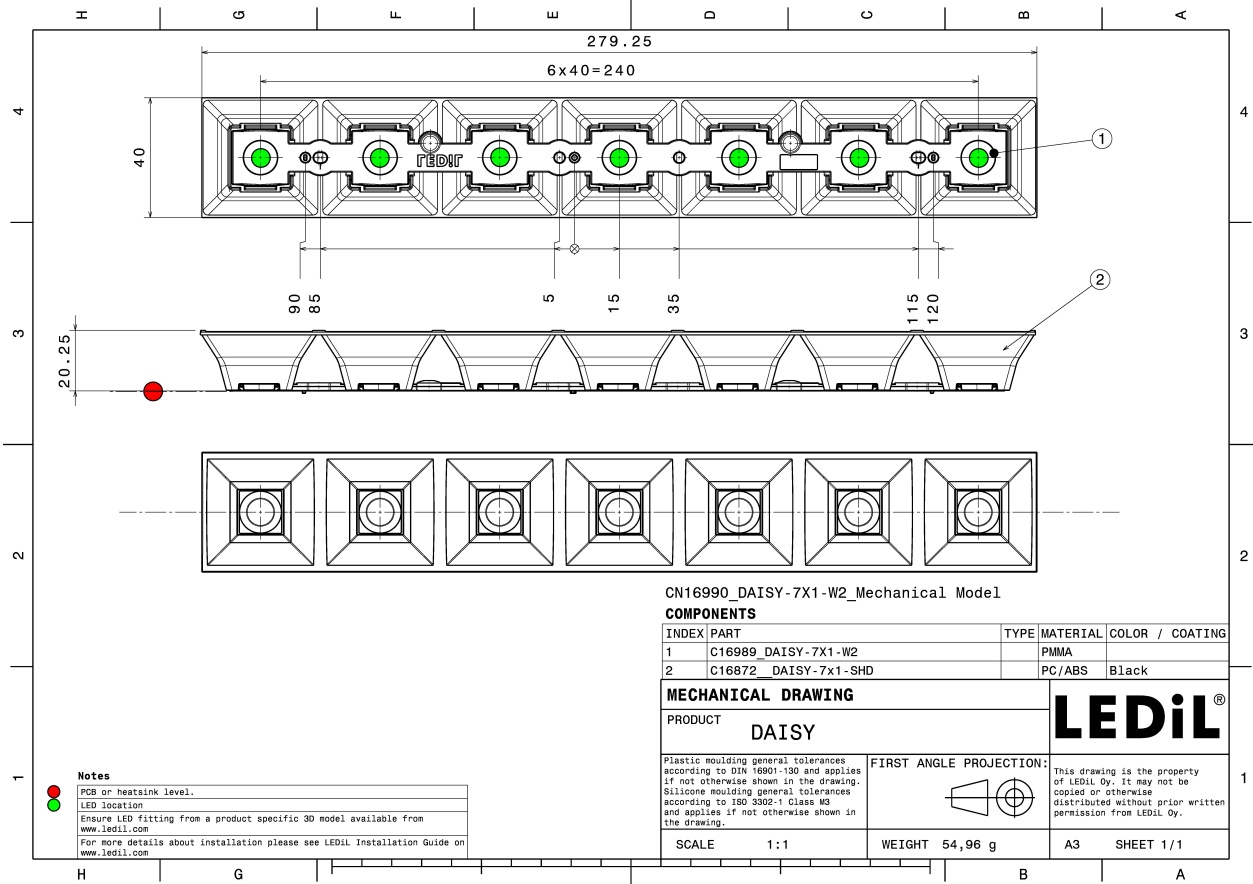
ORDERING INFORMATION:

Quantities for one set:

Linear lens	1
Shade	1



Component		Qty in box	MOQ	MPQ	Box weight (kg)
C16989_DAISY-7X1-W2	Linear lens	312	312	24	7.0
» Box size: 400 x 300 x 300 mm					
C17051_DAISY-7X1-SHD-MATT	Shade	156	312	24	7.3
» Box size: 595 x 360 x 230 mm					
C16872_DAISY-7X1-SHD	Shade	156	312	24	7.1
» Box size: 595 x 360 x 230 mm					
C17225_DAISY-7X1-SHD-WHT-MATT	Shade	156	312	24	7.6
» Box size: 595 x 360 x 230 mm					
C16876_DAISY-7X1-SHD-WHT	Shade	156	312	24	7.6
» Box size: 595 x 360 x 230 mm					
C18167_DAISY-7X1-SHD-MET	Shade	156	312	24	7.0
» Box size: 595 x 360 x 230 mm					
C18409_DAISY-7X1-SHD-MET-MATT	Shade	156	312	24	7.0
» Box size: 595 x 360 x 230 mm					

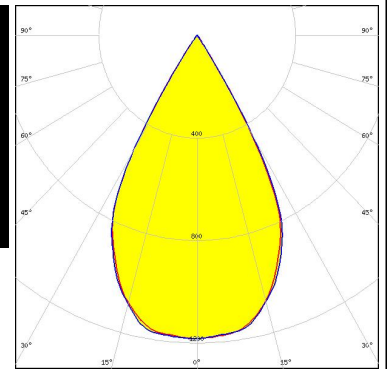


See also our general installation guide: www.ledil.com/installation_guide

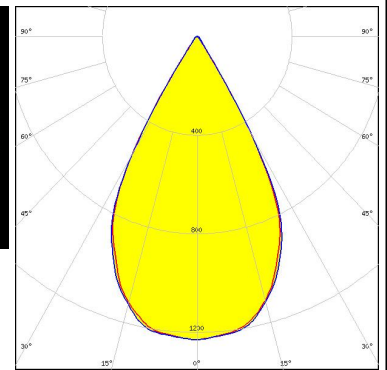

OPTICAL RESULTS (MEASURED):



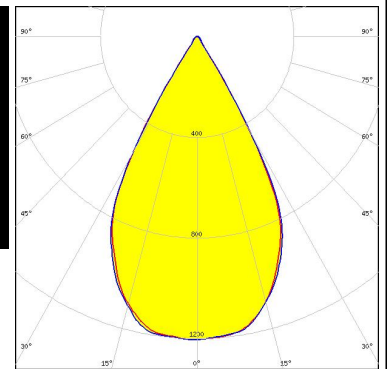
LED LIGHT ENGINE DAISY 28 LEDs 277.5mm x 20mm
 FWHM / FWTM 58.0° / 68.0°
 Efficiency 85 %
 Peak intensity 1.2 cd/m
 LEDs/each optic 4
 Light colour White
 Required components:
 C16872_DAISSY-7X1-SHD



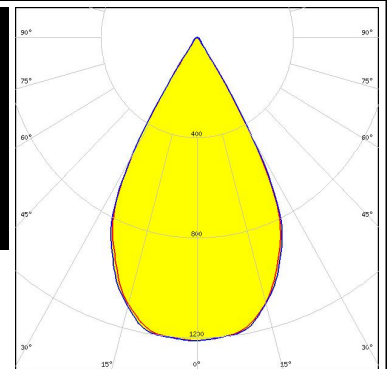
LED LIGHT ENGINE DAISY 28 LEDs 277.5mm x 20mm
 FWHM / FWTM 58.0° / 69.0°
 Efficiency 92 %
 Peak intensity 1.2 cd/m
 LEDs/each optic 4
 Light colour White
 Required components:
 C18167_DAISSY-7X1-SHD-MET




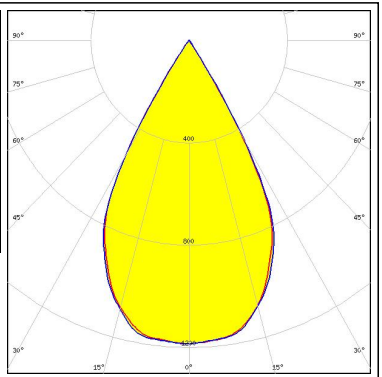

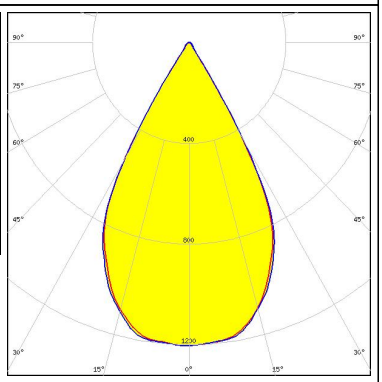

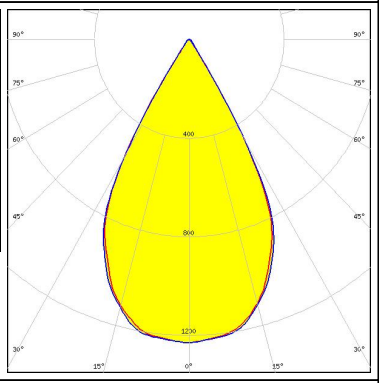

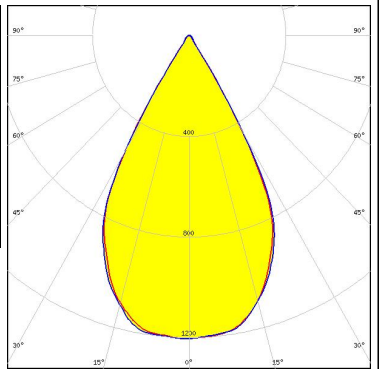
LED LIGHT ENGINE DAISY 28 LEDs 277.5mm x 20mm
 FWHM / FWTM 58.0° / 68.0°
 Efficiency 92 %
 Peak intensity 1.2 cd/m
 LEDs/each optic 4
 Light colour White
 Required components:
 C16876_DAISSY-7X1-SHD-WHT



LED LIGHT ENGINE DAISY 28 LEDs 277.5mm x 20mm
 FWHM / FWTM 58.0° / 68.0°
 Efficiency 91 %
 Peak intensity 1.2 cd/m
 LEDs/each optic 4
 Light colour White
 Required components:
 C17533_DAISSY-7X1-SHD-MET-MATT



OPTICAL RESULTS (MEASURED):

<p>AUDAX ELECTRONICS</p> <p>LED LIGHT ENGINE DAISY 28 LEDs 277.5mm x 20mm</p> <p>FWHM / FWTM 58.0° / 68.0°</p> <p>Efficiency 85 %</p> <p>Peak intensity 1.2 cd/lm</p> <p>LEDs/each optic 4</p> <p>Light colour White</p> <p>Required components: C17051_DAISY-7X1-SHD-MATT</p>		
<p>AUDAX ELECTRONICS</p> <p>LED LIGHT ENGINE DAISY 28 LEDs 277.5mm x 20mm</p> <p>FWHM / FWTM 58.0° / 68.0°</p> <p>Efficiency 92 %</p> <p>Peak intensity 1.2 cd/lm</p> <p>LEDs/each optic 4</p> <p>Light colour White</p> <p>Required components: C17225_DAISY-7X1-SHD-WHT-MATT</p>		
<p>LUMILEDS</p> <p>LED LUXEON 2835 Line</p> <p>FWHM / FWTM 58.0° / 69.0°</p> <p>Efficiency 92 %</p> <p>Peak intensity 1.2 cd/lm</p> <p>LEDs/each optic 4</p> <p>Light colour White</p> <p>Required components: C17532_DAISY-7X1-SHD-MET</p>		
<p>LUMILEDS</p> <p>LED LUXEON 2835 Line</p> <p>FWHM / FWTM 58.0° / 69.0°</p> <p>Efficiency 92 %</p> <p>Peak intensity 1.2 cd/lm</p> <p>LEDs/each optic 4</p> <p>Light colour White</p> <p>Required components: C16876_DAISY-7X1-SHD-WHT</p>		

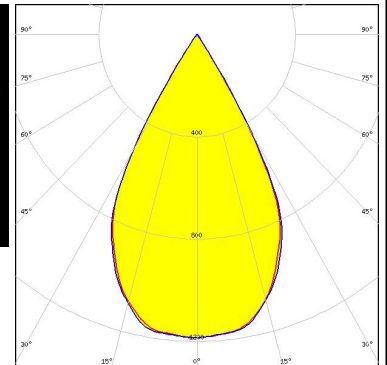

OPTICAL RESULTS (MEASURED):

LUMILEDS

LED LUXEON 2835 Line
 FWHM / FWTM 58.0° / 69.0°
 Efficiency 91 %
 Peak intensity 1.2 cd/lm
 LEDs/each optic 4
 Light colour White
 Required components:
 C17533_DAISSY-7X1-SHD-MET-MATT

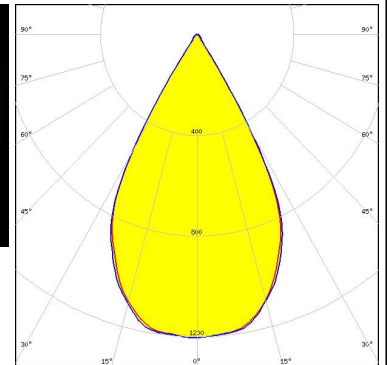

LUMILEDS

LED LUXEON 2835 Line
 FWHM / FWTM 58.0° / 68.0°
 Efficiency 85 %
 Peak intensity 1.2 cd/lm
 LEDs/each optic 4
 Light colour White
 Required components:
 C17051_DAISSY-7X1-SHD-MATT



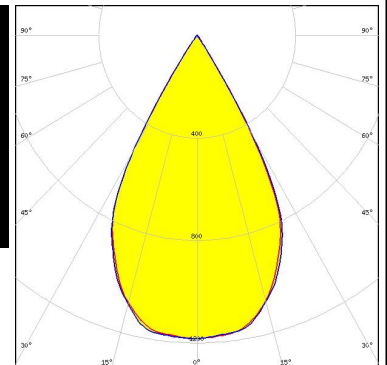

LUMILEDS

LED LUXEON 2835 Line
 FWHM / FWTM 58.0° / 69.0°
 Efficiency 92 %
 Peak intensity 1.2 cd/lm
 LEDs/each optic 4
 Light colour White
 Required components:
 C17225_DAISSY-7X1-SHD-WHT-MATT


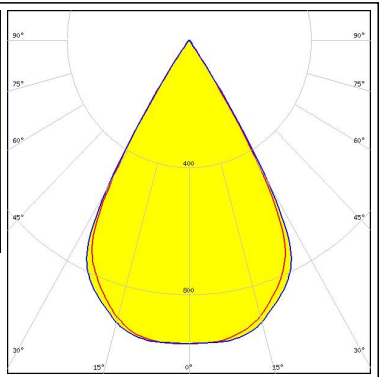

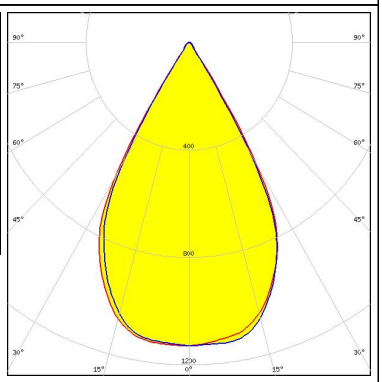

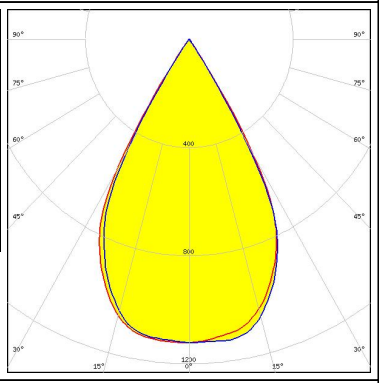

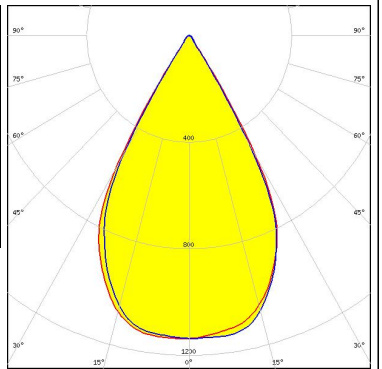


LUMILEDS

LED LUXEON 2835 Line
 FWHM / FWTM 58.0° / 68.0°
 Efficiency 85 %
 Peak intensity 1.2 cd/lm
 LEDs/each optic 4
 Light colour White
 Required components:
 C16872_DAISSY-7X1-SHD



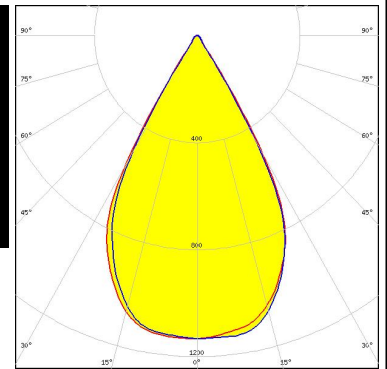
OPTICAL RESULTS (MEASURED):

<p>mal! <small>modern art of light</small></p> <p>LED Opticus Daisy M L28W2 FWHM / FWTM 61.0° / 70.0° Efficiency 82 % Peak intensity 1 cd/lm LEDs/each optic 4 Light colour White Required components: C17051_DAISSY-7X1-SHD-MATT</p>		
<p>MST <i>Your solutions</i></p> <p>LED LinLED 280x28mm 1100lm 8x0 2C 42V Opt G1 FWHM / FWTM 59.0° / 69.0° Efficiency 90 % Peak intensity 1.1 cd/lm LEDs/each optic 4 Light colour White Required components: C17225_DAISSY-7X1-SHD-WHT-MATT</p>		
<p>MST <i>Your solutions</i></p> <p>LED LinLED 280x28mm 1100lm 8x0 2C 42V Opt G1 FWHM / FWTM 59.0° / 69.0° Efficiency 84 % Peak intensity 1.1 cd/lm LEDs/each optic 4 Light colour White Required components: C16872_DAISSY-7X1-SHD</p>		
<p>MST <i>Your solutions</i></p> <p>LED LinLED 280x28mm 1100lm 8x0 2C 42V Opt G1 FWHM / FWTM 59.0° / 69.0° Efficiency 89 % Peak intensity 1.1 cd/lm LEDs/each optic 4 Light colour White Required components: C17533_DAISSY-7X1-SHD-MET-MATT</p>		

OPTICAL RESULTS (MEASURED):

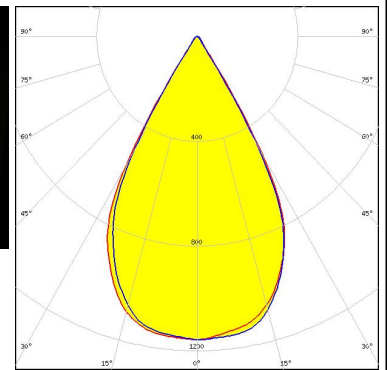

MST *Your solutions*

LED LinLED 280x28mm 1100lm 8x0 2C 42V Opt G1
 FWHM / FWTM 59.0° / 69.0°
 Efficiency 90 %
 Peak intensity 1.1 cd/lm
 LEDs/each optic 4
 Light colour White
 Required components:
 C16876_DAISSY-7X1-SHD-WHT



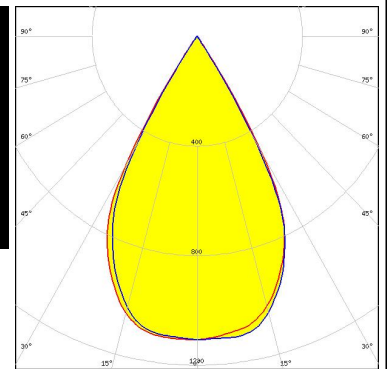
MST *Your solutions*

LED LinLED 280x28mm 1100lm 8x0 2C 42V Opt G1
 FWHM / FWTM 59.0° / 70.0°
 Efficiency 90 %
 Peak intensity 1.2 cd/lm
 LEDs/each optic 4
 Light colour White
 Required components:
 C18167_DAISSY-7X1-SHD-MET



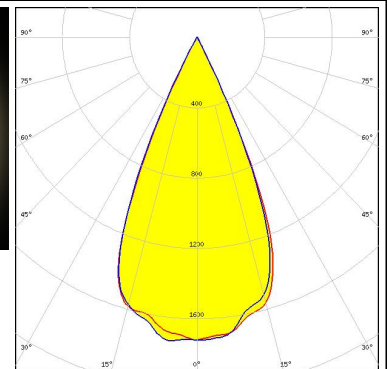
MST *Your solutions*

LED LinLED 280x28mm 1100lm 8x0 2C 42V Opt G1
 FWHM / FWTM 59.0° / 69.0°
 Efficiency 83 %
 Peak intensity 1.1 cd/lm
 LEDs/each optic 4
 Light colour White
 Required components:
 C17051_DAISSY-7X1-SHD-MATT



MST *Your solutions*

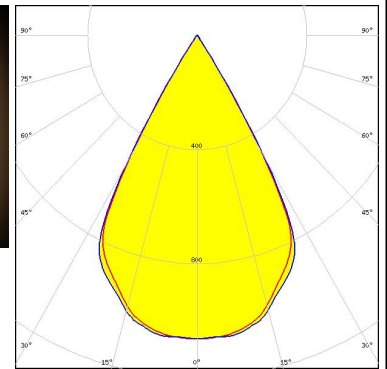

LED LinLED 280x28mm 1600lm 840 4C 21V DAISY 7x1(ZT25)
 FWHM / FWTM 47.0° / 57.0°
 Efficiency 90 %
 Peak intensity 1.7 cd/lm
 LEDs/each optic 1
 Light colour White
 Required components:
 C16872_DAISSY-7X1-SHD



OPTICAL RESULTS (MEASURED):

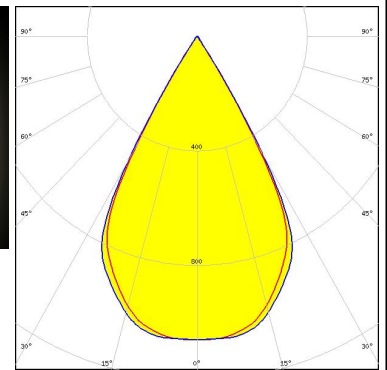
OSRAM

LED PL-LIN-2000 280x24mm
 FWHM / FWTM 59.0° / 67.0°
 Efficiency 83 %
 Peak intensity 1.1 cd/lm
 LEDs/each optic 4
 Light colour White
 Required components:
 C17051_DAISY-7X1-SHD-MATT



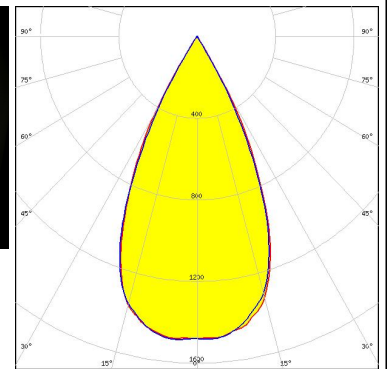

OSRAM

Opto Semiconductors
 LED OSCONIQ E 2835
 FWHM / FWTM 59.0° / 68.0°
 Efficiency 83 %
 Peak intensity 1.1 cd/lm
 LEDs/each optic 4
 Light colour White
 Required components:
 C17051_DAISY-7X1-SHD-MATT



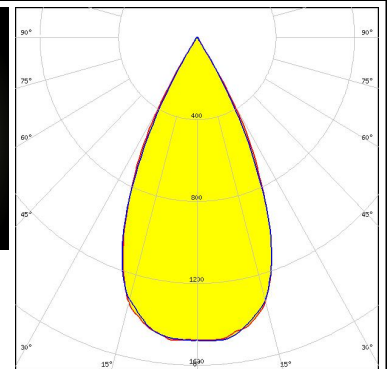
SAMSUNG

LED LM28xB Series
 FWHM / FWTM 51.0° / 65.0°
 Efficiency 89 %
 Peak intensity 1.5 cd/lm
 LEDs/each optic 1
 Light colour White
 Required components:
 C16872_DAISY-7X1-SHD



SAMSUNG

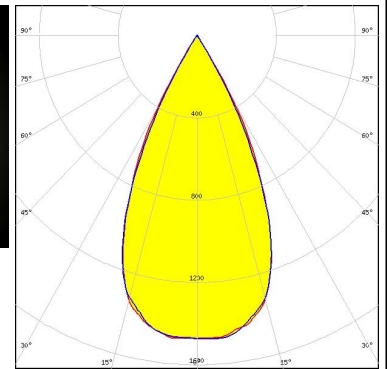
LED LM28xB Series
 FWHM / FWTM 51.0° / 65.0°
 Efficiency 92 %
 Peak intensity 1.5 cd/lm
 LEDs/each optic 2
 Light colour White
 Required components:
 C17225_DAISY-7X1-SHD-WHT-MATT



OPTICAL RESULTS (MEASURED):

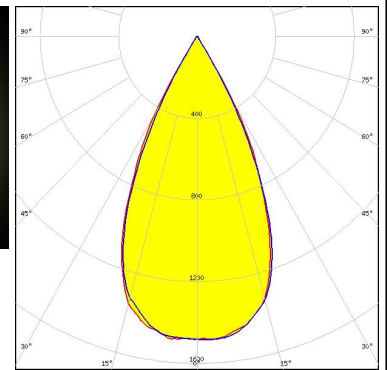
SAMSUNG

LED LM28xB Series
 FWHM / FWTM 50.0° / 65.0°
 Efficiency 89 %
 Peak intensity 1.5 cd/lm
 LEDs/each optic 2
 Light colour White
 Required components:
 C17051_DAISSY-7X1-SHD-MATT

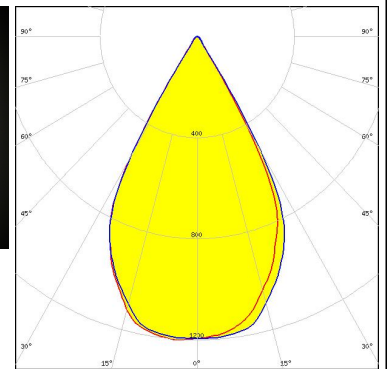
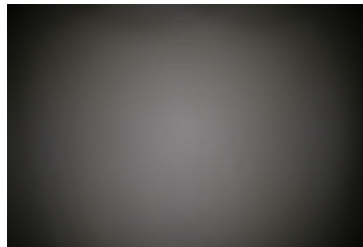


SAMSUNG

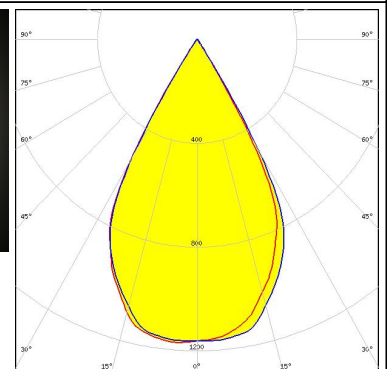

LED LM28xB Series
 FWHM / FWTM 51.0° / 65.0°
 Efficiency 92 %
 Peak intensity 1.5 cd/lm
 LEDs/each optic 2
 Light colour White
 Required components:
 C16876_DAISSY-7X1-SHD-WHT




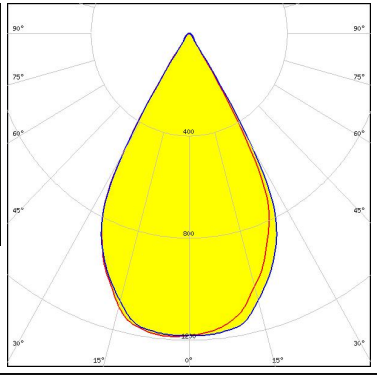

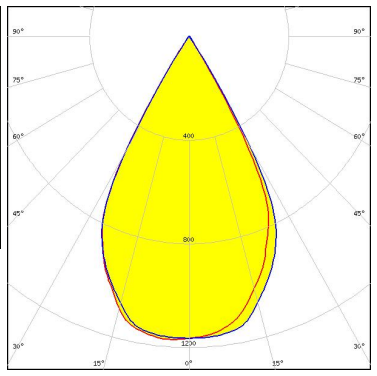

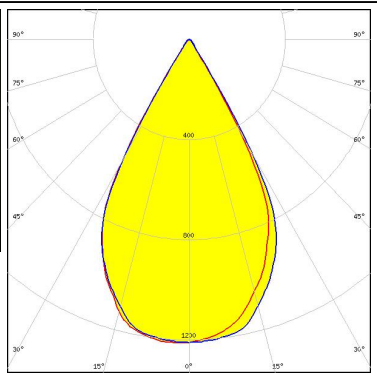

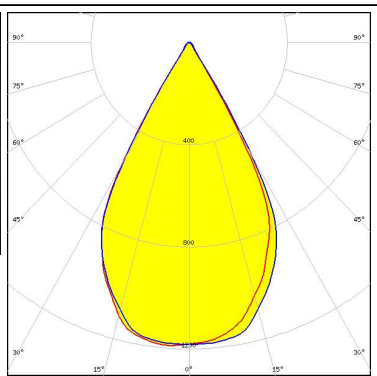
LED LED-St-L28W2c4-xxx-C015-55 (DAISY-7x1)
 FWHM / FWTM 58.0° / 68.0°
 Efficiency 92 %
 Peak intensity 1.2 cd/lm
 LEDs/each optic 4
 Light colour White
 Required components:
 C17533_DAISSY-7X1-SHD-MET-MATT




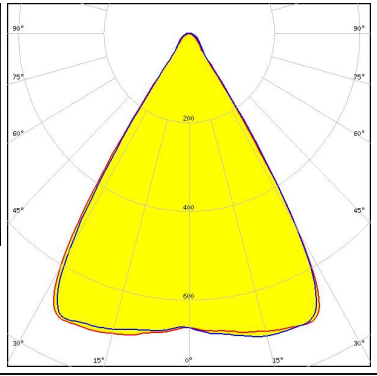
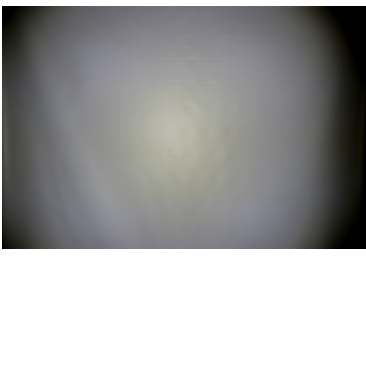
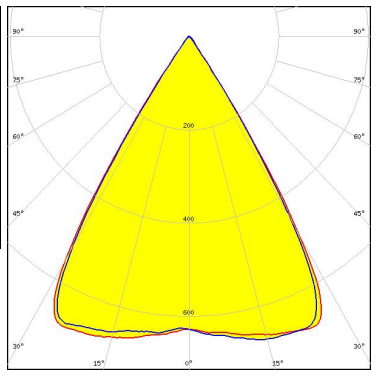

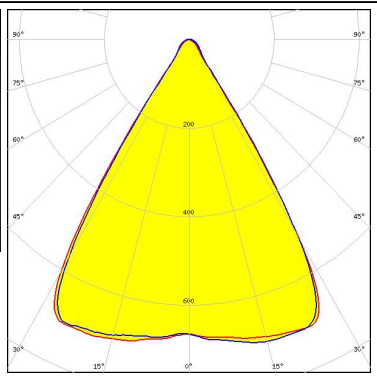

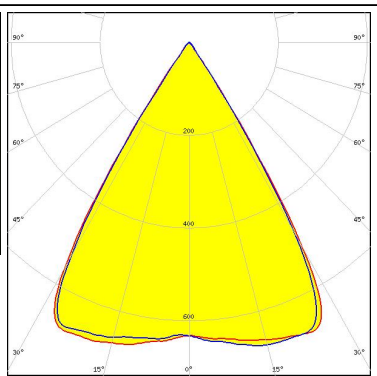
LED LED-St-L28W2c4-xxx-C015-55 (DAISY-7x1)
 FWHM / FWTM 58.0° / 68.0°
 Efficiency 85 %
 Peak intensity 1.2 cd/lm
 LEDs/each optic 4
 Light colour White
 Required components:
 C17051_DAISSY-7X1-SHD-MATT



OPTICAL RESULTS (MEASURED):

<p>SEITEC Elektronik GmbH</p> <p>LED LED-St-L28W2c4-xxx-C015-55 (DAISY-7x1) FWHM / FWTM 58.0° / 68.0° Efficiency 93 % Peak intensity 1.2 cd/m LEDs/each optic 4 Light colour White Required components: C17225_DAISSY-7X1-SHD-WHT-MATT</p>		
<p>SEITEC Elektronik GmbH</p> <p>LED LED-St-L28W2c4-xxx-C015-55 (DAISY-7x1) FWHM / FWTM 58.0° / 67.0° Efficiency 85 % Peak intensity 1.2 cd/m LEDs/each optic 4 Light colour White Required components: C16872_DAISSY-7X1-SHD</p>		
<p>SEITEC Elektronik GmbH</p> <p>LED LED-St-L28W2c4-xxx-C015-55 (DAISY-7x1) FWHM / FWTM 58.0° / 68.0° Efficiency 92 % Peak intensity 1.2 cd/m LEDs/each optic 4 Light colour White Required components: C18167_DAISSY-7X1-SHD-MET</p>		
<p>SEITEC Elektronik GmbH</p> <p>LED LED-St-L28W2c4-xxx-C015-55 (DAISY-7x1) FWHM / FWTM 58.0° / 68.0° Efficiency 93 % Peak intensity 1.2 cd/m LEDs/each optic 4 Light colour White Required components: C16876_DAISSY-7X1-SHD-WHT</p>		

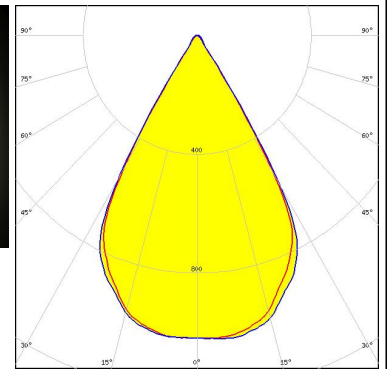
OPTICAL RESULTS (MEASURED):

<p>TEPCOMP group</p> <p>LED PassivePAQ-L-1F35-SSA3-2.7K-840-3-DC</p> <p>FWHM / FWTM 65.0° / 75.0°</p> <p>Efficiency 87 %</p> <p>Peak intensity 0.8 cd/lm</p> <p>LEDs/each optic 4</p> <p>Light colour White</p> <p>Required components: C16876_DAISSY-7X1-SHD-WHT</p>		
<p>TEPCOMP group</p> <p>LED PassivePAQ-L-1F35-SSA3-2.7K-840-3-DC</p> <p>FWHM / FWTM 64.0° / 72.0°</p> <p>Efficiency 76 %</p> <p>Peak intensity 0.7 cd/lm</p> <p>LEDs/each optic 4</p> <p>Light colour White</p> <p>Required components: C16872_DAISSY-7X1-SHD</p>		
<p>TEPCOMP group</p> <p>LED PassivePAQ-L-1F35-SSA3-2.7K-840-3-DC</p> <p>FWHM / FWTM 65.0° / 75.0°</p> <p>Efficiency 87 %</p> <p>Peak intensity 0.8 cd/lm</p> <p>LEDs/each optic 4</p> <p>Light colour White</p> <p>Required components: C17225_DAISSY-7X1-SHD-WHT-MATT</p>		
<p>TEPCOMP group</p> <p>LED PassivePAQ-L-1F35-SSA3-2.7K-840-3-DC</p> <p>FWHM / FWTM 65.0° / 73.0°</p> <p>Efficiency 76 %</p> <p>Peak intensity 0.7 cd/lm</p> <p>LEDs/each optic 4</p> <p>Light colour White</p> <p>Required components: C17051_DAISSY-7X1-SHD-MATT</p>		

OPTICAL RESULTS (MEASURED):

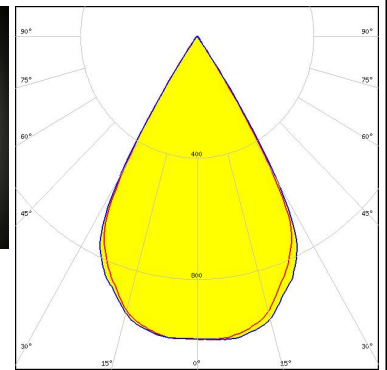
TRIDONIC

LED LLE 24x280mm 750lm 8x0 LVD ADV1
 FWHM / FWTM 61.0° / 70.0°
 Efficiency 91 %
 Peak intensity 1 cd/lm
 LEDs/each optic 4
 Light colour White
 Required components:
 C17225_DAISSY-7X1-SHD-WHT-MATT



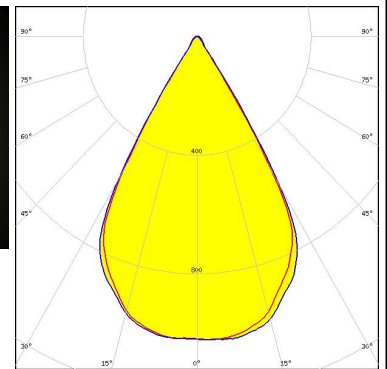

TRIDONIC

LED LLE 24x280mm 750lm 8x0 LVD ADV1
 FWHM / FWTM 60.0° / 69.0°
 Efficiency 83 %
 Peak intensity 1 cd/lm
 LEDs/each optic 4
 Light colour White
 Required components:
 C17051_DAISSY-7X1-SHD-MATT



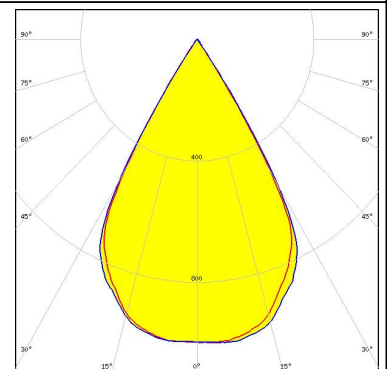
TRIDONIC

LED LLE 24x280mm 750lm 8x0 LVD ADV1
 FWHM / FWTM 60.0° / 70.0°
 Efficiency 91 %
 Peak intensity 1 cd/lm
 LEDs/each optic 4
 Light colour White
 Required components:
 C16876_DAISSY-7X1-SHD-WHT



TRIDONIC

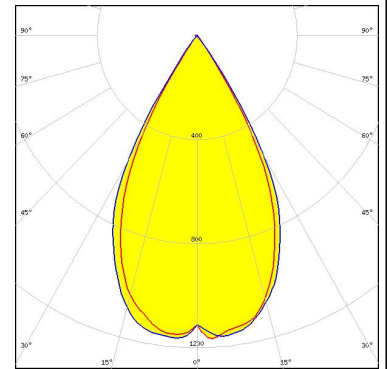
LED LLE 24x280mm 750lm 8x0 LVD ADV1
 FWHM / FWTM 60.0° / 69.0°
 Efficiency 83 %
 Peak intensity 1 cd/lm
 LEDs/each optic 1
 Light colour White
 Required components:
 C16872_DAISSY-7X1-SHD



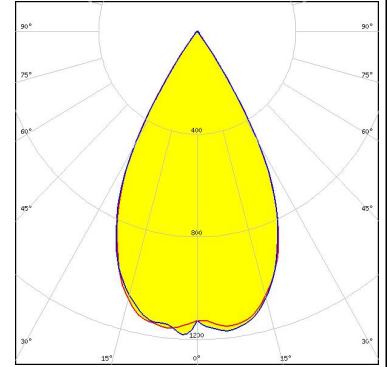
OPTICAL RESULTS (SIMULATED):



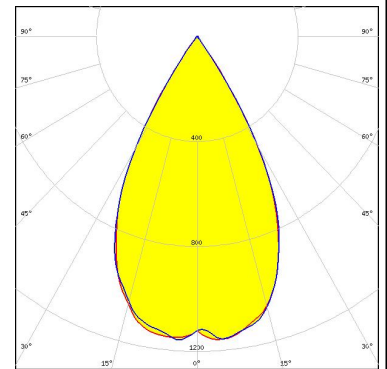
LED J Series 2835
 FWHM / FWTM 58.0° / 72.0°
 Efficiency 87 %
 Peak intensity 1.2 cd/lm
 LEDs/each optic 4
 Light colour White
 Required components:
 C16872_DAISY-7X1-SHD



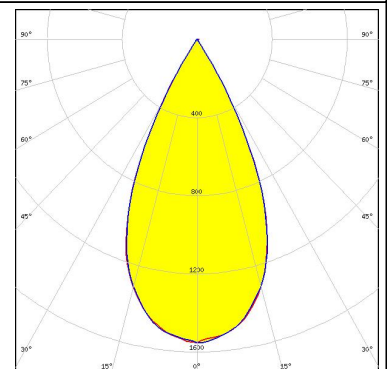
LED Duris E 2835
 FWHM / FWTM 57.0° / 72.0°
 Efficiency 90 %
 Peak intensity 1.2 cd/lm
 LEDs/each optic 4
 Light colour White
 Required components:
 C17225_DAISY-7X1-SHD-WHT-MATT



LED Duris E 2835
 FWHM / FWTM 56.0° / 72.0°
 Efficiency 87 %
 Peak intensity 1.2 cd/lm
 LEDs/each optic 4
 Light colour White
 Required components:
 C17051_DAISY-7X1-SHD-MATT



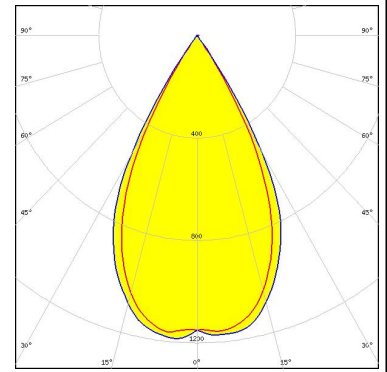
LED LM28xB Series
 FWHM / FWTM 50.0° / 66.0°
 Efficiency 92 %
 Peak intensity 1.6 cd/lm
 LEDs/each optic 2
 Light colour White
 Required components:
 C18167_DAISY-7X1-SHD-MET



OPTICAL RESULTS (SIMULATED):

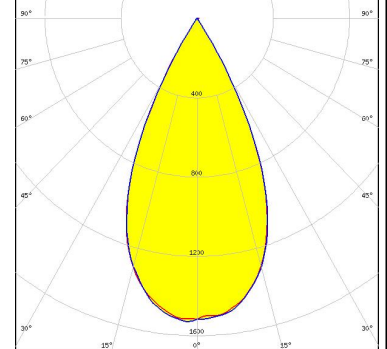
SAMSUNG

LED LM28xB Series
FWHM / FWTM 56.0° / 70.0°
Efficiency 85 %
Peak intensity 1.2 cd/lm
LEDs/each optic 4
Light colour White
Required components:
C16872_DAISY-7X1-SHD



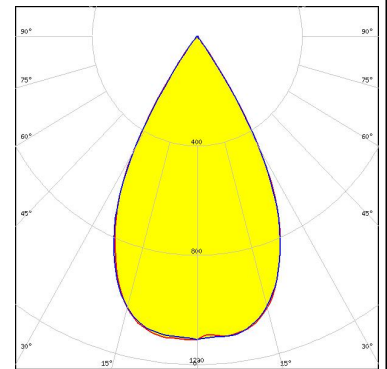
SAMSUNG

LED LM28xB Series
FWHM / FWTM 50.0° / 66.0°
Efficiency 91 %
Peak intensity 1.5 cd/lm
LEDs/each optic 2
Light colour White
Required components:
C17533_DAISY-7X1-SHD-MET-MATT



SAMSUNG

LED LM301B
FWHM / FWTM 58.0° / 72.0°
Efficiency 87 %
Peak intensity 1.1 cd/lm
LEDs/each optic 1
Light colour White
Required components:
C16872_DAISY-7X1-SHD



SEOUL SEMICONDUCTOR

LED SEOUL DC 3030C
FWHM / FWTM 57.0° / 72.0°
Efficiency 88 %
Peak intensity 1.2 cd/lm
LEDs/each optic 4
Light colour White
Required components:
C16872_DAISY-7X1-SHD

