

Cascadable Amplifier 10 to 500 MHz

Rev. V3


Features

- High Reverse Isolation: 22 dB
- High Output Power: 18 dBm

Description

The A180 RF amplifier is a discrete hybrid design, which uses thin film manufacturing processes for accurate performance and high reliability. This single stage bipolar transistor feedback amplifier design displays impressive performance over a broadband frequency range. An active DC biasing network insures temperature-stable performance.

Both TO-8 and surface mount packages are hermetically sealed, and MIL-STD-883 environmental screening is available.



Electrical Specifications: $Z_0 = 50 \Omega$, $V_{CC} = 15 V_{DC}$ Nominal*

Parameter	Units	Typical	Guaranteed	
		25°C	0° to 50°C	-54° to +85°C*
Frequency	MHz	5 - 600	10 - 500	10 - 500
Small Signal Gain (min.)	dB	16.5	16.0	15.5
Gain Flatness (max.)	dB	±0.3	±0.7	±1.0
Reverse Isolation	dB	22	—	—
Noise Figure (max.)	dB	3.4	4.0	4.5
Power Output @ 1 dB comp. (min.)	dBm	18	16	15
IP3	dBm	33	—	—
IP2	dBm	45	—	—
Second Order Harmonic IP	dBm	51	—	—
VSWR Input / Output (max.)		1.4:1 / 1.5:1	1.9:1 / 2.1:1	2.1:1 / 2.2:1
DC Current @ 15 Volts (max.)	mA	36	39	43

* Over temperature performance limits for part number CA180, guaranteed from 0°C to +50°C only.

Ordering Information

Part Number	Package
A180	TO-8
SMA180	Surface Mount
CA180 **	SMA Connectorized

** The connectorized version is not RoHs compliant.

Thermal Data: $V_{CC} = +15 V_{DC}$

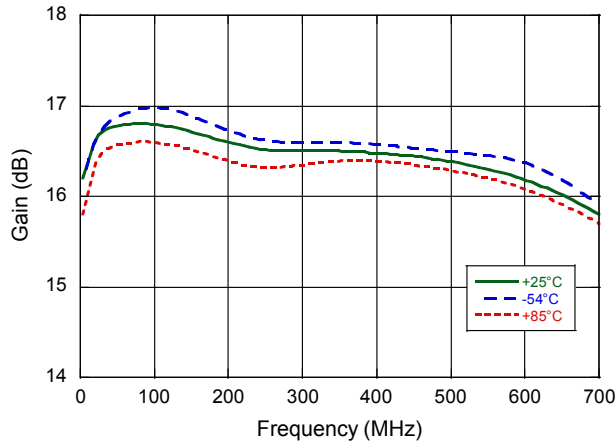
Parameter	Rating
Thermal Resistance θ_{jc}	45°C/W
Transistor Power Dissipation P_d	0.509 W
Junction Temperature Rise Above Case T_{jc}	+22.9°C

Absolute Maximum Ratings

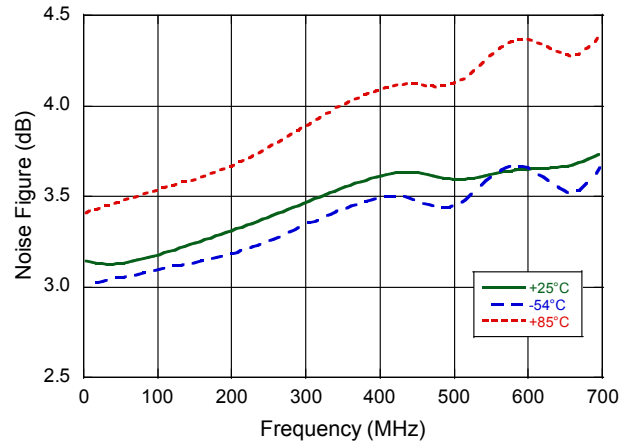
Parameter	Absolute Maximum
Storage Temperature	-62°C to +125°C
Case Temperature	+125°C
DC Voltage	+17 V
Continuous Input Power	+15 dBm
Short Term Input power (1 minute max.)	100 mW
Peak Power (3 μ sec max.)	0.5 W
"S" Series Burn-In Temperature (case)	+125°C

Typical Performance Curves

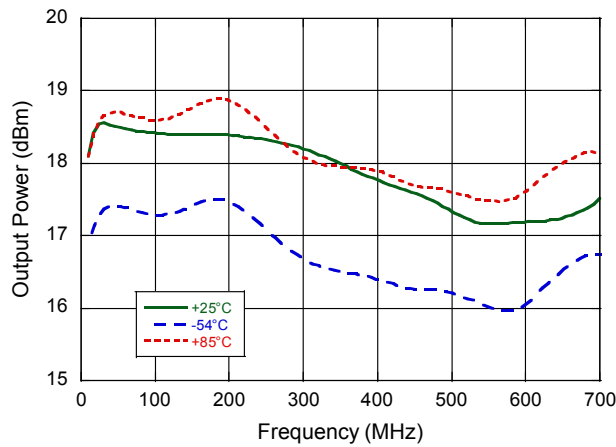
Gain



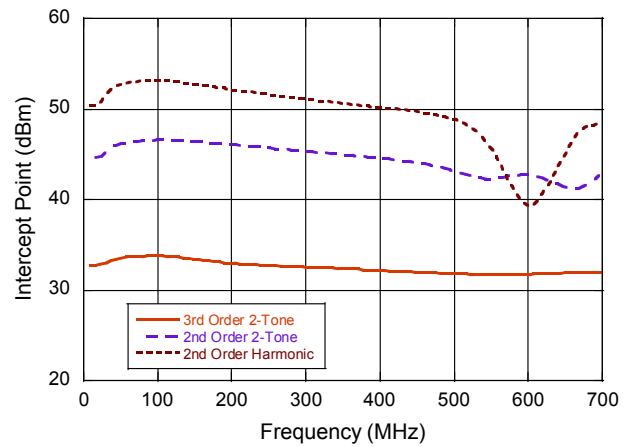
Noise Figure



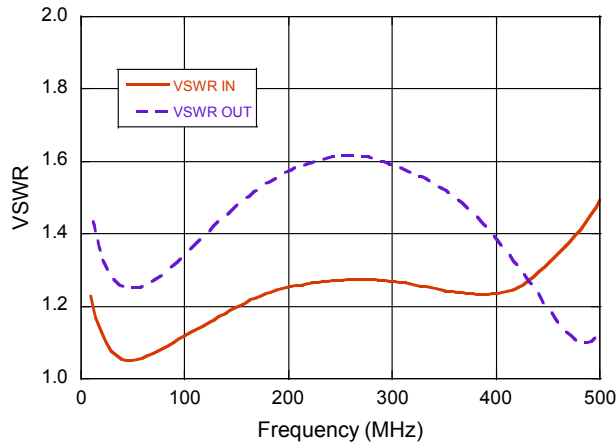
Output Power @ 1 dB Gain Compression



Intercept Point



VSWR

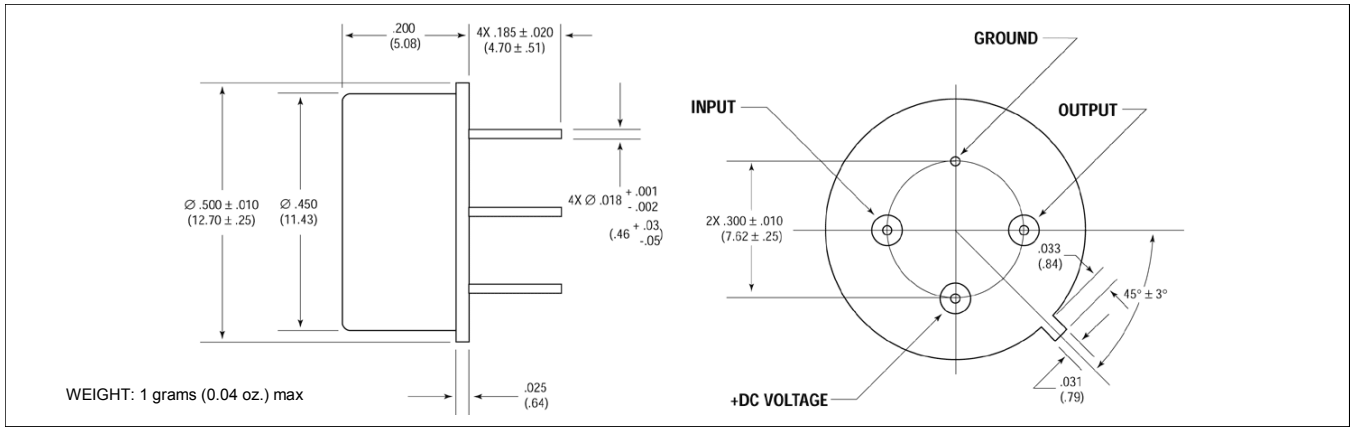


Cascadable Amplifier 10 to 500 MHz

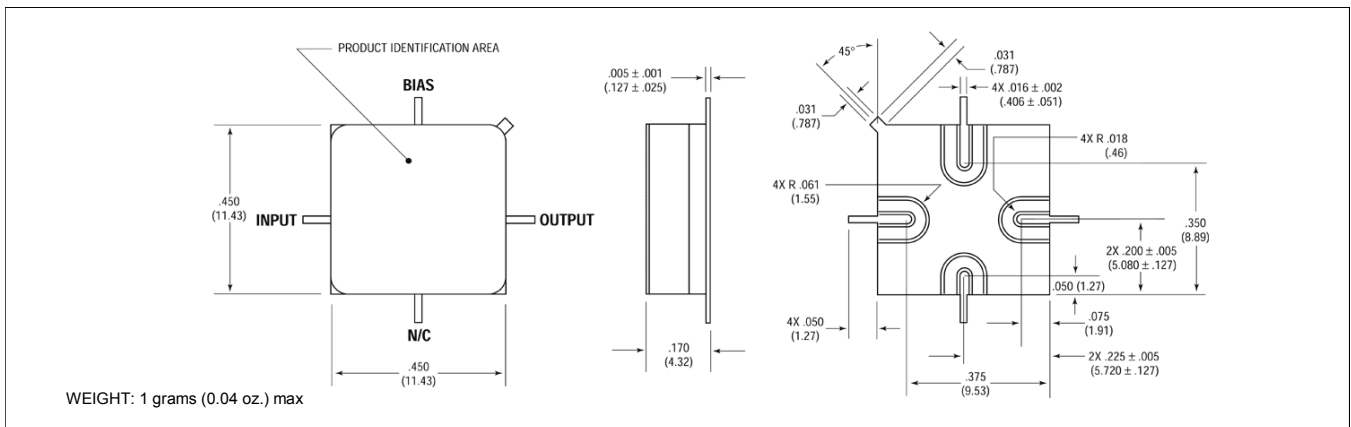
Rev. V3

Outline Drawings²:

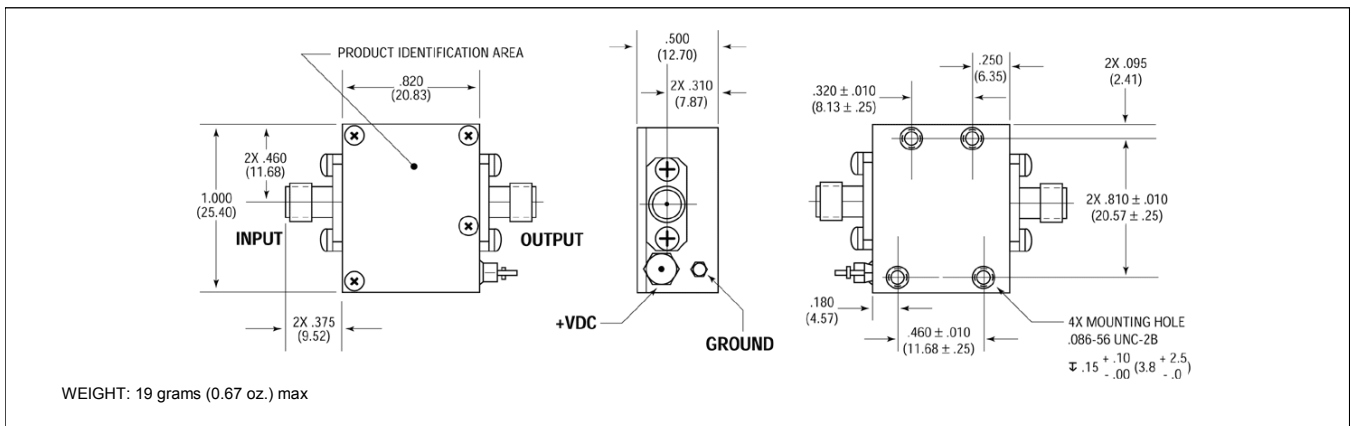
TO-8B



Surface Mount



SMA Connectorized



4

2. Dimensions are inches (millimeters) ± 0.015 (0.38) unless otherwise specified.

MACOM Technology Solutions Inc. (MACOM) and its affiliates reserve the right to make changes to the product(s) or information contained herein without notice. Visit www.macom.com for additional data sheets and product information.

For further information and support please visit:
<https://www.macom.com/support>

DC-xxxxxxx