

## Cascadable Amplifier 2 to 1500 MHz

Rev. V4

### Features

- Low Noise: <3.4 dB
- Medium Power Out: +9.0 dBm
- Low VSWR: <1.7:1
- Wide Power Supply Range: +5 to +15 Volts

### Description

The A25-1 RF amplifier is a discrete hybrid design, which uses thin film manufacturing processes for accurate performance and high reliability.


This single stage bipolar transistor feedback amplifier design displays impressive performance over a broadband frequency range. Both TO-8 and Surface Mount packages are hermetically sealed, and MIL-STD-883 environmental screening is available.

### Ordering Information

Part Number	Package
A25-1	TO-8
SMA25-1	Surface Mount
CA25-1	SMA Connectorized **

\*\* The connectorized version is not RoHs compliant.

### Product Image



### Electrical Specifications: $Z_0 = 50 \Omega$ , $V_{CC} = +15 V_{DC}$

Parameter	Units	Typical	Guaranteed	
		25°C	0° to 50°C	-54° to +85°C*
Frequency	MHz	1-1600	2-1500	2-1500
Small Signal Gain (min)	dB	13.5	13.0	12.5
Gain Flatness (max)	dB	±0.4	±0.5	±0.7
Reverse Isolation	dB	18	—	—
Noise Figure (max)	dB	3.0	3.5	4.0
Power Output @ 1 dB comp. (min)	dBm	9.0	8.0	7.5
IP3	dBm	+22	—	—
IP2	dBm	+30	—	—
Second Order Harmonic IP	dBm	+36	—	—
VSWR Input / Output (max)		1.7:1 / 1.2:1	1.9:1 / 1.9:1	2.0:1 / 2.3:1
DC Current @ 15 Volts (max)	mA	24	27	28

### Absolute Maximum Ratings

Parameter	Absolute Maximum
Storage Temperature	-62°C to +125°C
Case Temperature	+125°C
DC Voltage	+18 V
Continuous Input Power	+13 dBm
Short Term Input power (1 minute max.)	50 mW
Peak Power (3 µsec max.)	0.5 W
"S" Series Burn-In Temperature (case)	+125°C

### Thermal Data: $V_{CC} = +15 V_{DC}$

Parameter	Rating
Thermal Resistance $\theta_{jc}$	185°C/W
Transistor Power Dissipation $P_d$	0.186 W
Junction Temperature Rise Above Case $T_{jc}$	+34°C

\* Over temperature performance limits for part number CA25-1, guaranteed from 0°C to +50°C only.

1

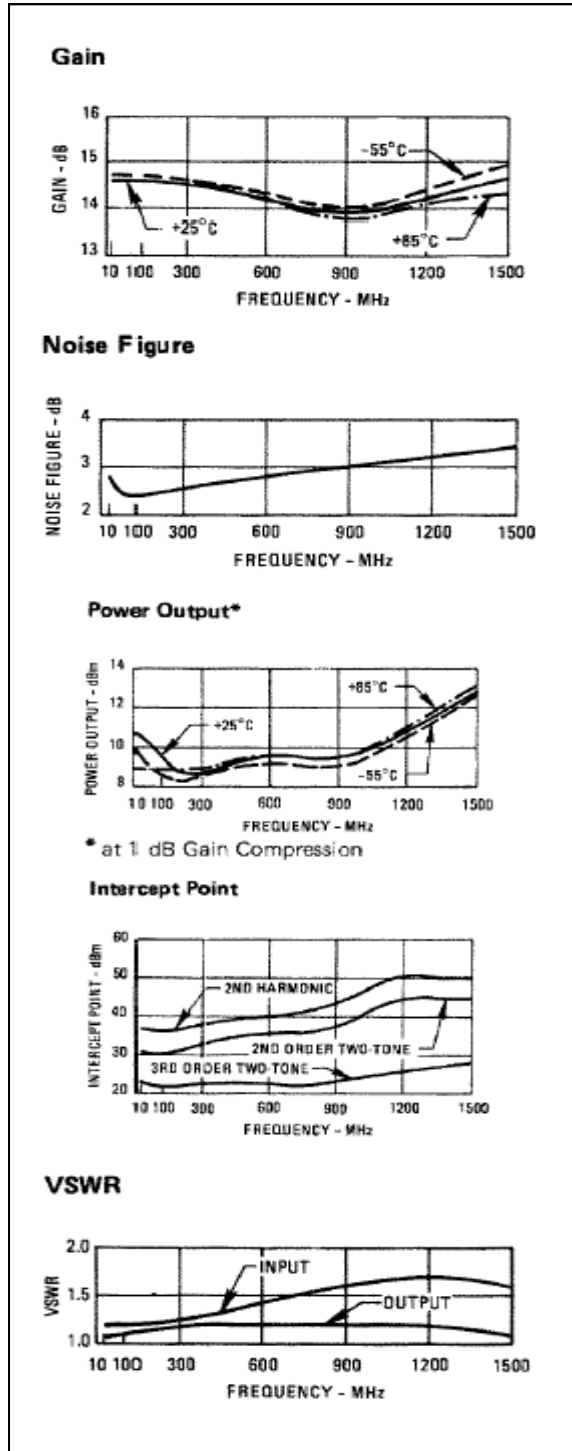
# A25-1 / SMA25-1



Cascadable Amplifier  
2 to 1500 MHz

Rev. V4

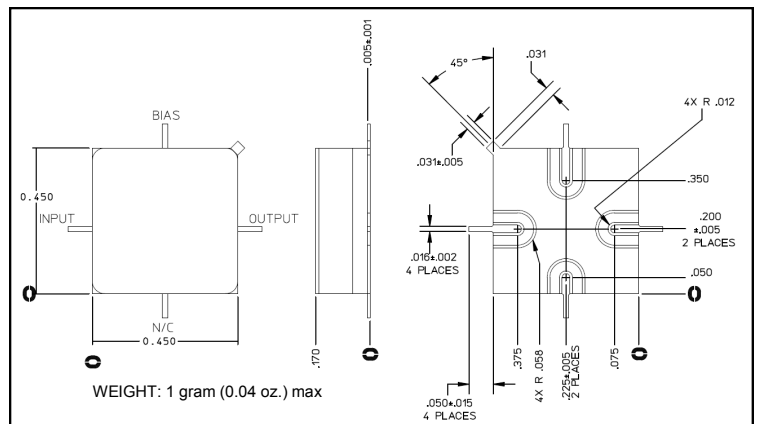
## Typical Performance Curves at +25°C



## Outline Drawing: TO-8 \*



## Outline Drawing: Surface Mount \*



## Outline Drawing: SMA Connectorized \*

