

Proximity Sensors Capacitive Thermoplastic Polyester Housing Types CA30CAN/CAF.....

CARLO GAVAZZI



- 4TH Generation TRIPLESIELD™
- Adjustable sensing distance: 2 - 20 mm flush or 4-30 mm non-flush
- Protection: short-circuit, transients and reverse polarity
- Dust and humidity compensation
- Dust or temperature alarm output
- Rated operational voltage: 10-40 VDC
- Output: DC 200 mA, NPN or PNP
- Standard Output: NO and NC
- LED indications for power-supply, output and stability
- IP67, IP68, IP69K, Nema 1, 2, 4, 4X, 5, 6, 6P, 12
- Cable and M12 connector versions available




Product Description

The CA30CA.. capacitive proximity switches feature an improved 4TH generation *TRIPLESIELD™* technology. Furthermore, these sensors feature increased immunity to electromagnetic interference (EMI), especially to frequency drives. Not only does 4TH generation *TRIPLESIELD™* feature an increased EMI, but it also increases the immunity to humidity and dust. The implementation of stability indication eases the setup procedure, as both Stable ON and Stable OFF positions are indicated by

the green and yellow LEDs. The sensing distance is increased by 20 - 25 % allowing room for additional stable detection. The dust alarm function gives an early warning that the sensing surroundings have to be cleaned. The temperature alarm function raises an alarm if the sensing surface goes beyond 60 degree Celsius. The sensor housing is featuring IP69K as well as approval by ECOLAB for cleaning and disinfection agents.

Ordering Key

CA30CAN25NAM1



Type Selection



Housing diameter	Sensor type	Output type	Output function	Connection	Rated operating distance (S _n)	Ordering no. Standard	Ordering no. Dust alarm	Ordering no. Temperature alarm
M 30	Flush	NPN	NO+NC	Cable	0 - 16 mm	CA30CAF16NA		
M 30	Flush	NPN	NO+NC	M12 Plug	0 - 16 mm	CA30CAF16NAM1		
M 30	Flush	PNP	NO+NC	Cable	0 - 16 mm	CA30CAF16PA		
M 30	Flush	PNP	NO+NC	M12 Plug	0 - 16 mm	CA30CAF16PAM1		
M 30	Flush	PNP	NO	Cable	0 - 16 mm		CA30CAF16PODU ¹⁾	CA30CAF16POTA ¹⁾
M 30	Flush	PNP	NC	Cable	0 - 16 mm		CA30CAF16PCDU ¹⁾	CA30CAF16PCTA ¹⁾
M 30	Flush	PNP	NC	M12 Plug	0 - 16 mm		CA30CAF16PCM1DU ²⁾	
M 30	Non-Flush	NPN	NO+NC	Cable	0 - 25 mm	CA30CAN25NA		
M 30	Non-Flush	NPN	NO+NC	M12 Plug	0 - 25 mm	CA30CAN25NAM1		
M 30	Non-Flush	PNP	NO+NC	Cable	0 - 25 mm	CA30CAN25PA		
M 30	Non-Flush	PNP	NO+NC	M12 Plug	0 - 25 mm	CA30CAN25PAM1		
M 30	Non-Flush	PNP	NO	Cable	0 - 25 mm		CA30CAN25PODU ³⁾	CA30CAN25POTA ³⁾
M 30	Non-Flush	PNP	NC	Cable	0 - 25 mm		CA30CAN25PCDU ³⁾	CA30CAN25PCTA ³⁾

¹⁾ Replaced by CA30CAF16BPA2IO
²⁾ Replaced by CA30CAF16BPM1IO
³⁾ Replaced by CA30CAN25BPA2IO

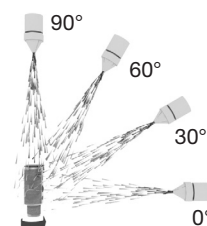
Specifications EN 60947-5-2

Rated operating distance (S _n) Non-flush mounted sensor	0 - 25 mm (factory setting 25 mm), (ref. target 75x75 mm ST37, 1 mm thick, grounded)	Flush mounted sensor	0 - 16 mm (factory setting 16 mm - non-flush mounted) (ref. target 48x48 mm ST37, 1 mm thick, grounded)
--	--	----------------------	--

Specifications (cont.) EN 60947-5-2

Sensitivity control	Adjustable by potentiometer	Connection	
Electrical adjustment	11 turns	Cable	PVC, Ø5.2 x 2 m, 4 x 0.34 mm ²
Mechanical adjustment	16 turns		Oil proof, grey
Adjustable distance		Plug (M1)	M12 x 1 - 4 pin
Flush types	2 to 20 mm	Temperature alarm output	60°C ± 5°C
Non-flush types	4 to 30 mm	Response time examples T _A = 25°C	16 sec @ T _{EXC} = 800°C 390 sec @ T _{EXC} = 80°C
Effective operating dist. (S_r)	0.9 x S _n ≤ S _r ≤ 1.1 x S _n	TRIPLESHIELD™	
Usable operating dist. (S_u)	0.85 x S _r ≤ S _u ≤ 1.15 x S _r	Exceeding the norms for capacitive sensors	
Repeat accuracy (R)	≤ 5%	Electrostatic discharge (EN61000-4-2)	> 40 kV
Hysteresis (H)	3 - 20%	Contact discharge	> 40 kV
Rated operational volt. (U_B)	10 to 40 VDC (ripple incl.)	Air discharge	> 40 kV
Ripple	≤ 10%	Electrical fast transients/burst (EN 61000-4-4)	±4kV
Output function	NPN or PNP	Surge (EN 61000-4-5)	Power-supply Sensor output
Output switching function	N.O. and N.C.		> 2kV (with 500 Ω) > 2kV (with 500 Ω)
Rated operational current (I_a)	≤ 200 mA (continuous)	Wire conducted disturbances (EN 61000-4-6)	> 20 Vrms
Capacitive load	100 nF	Power-frequency magnetic fields (EN 61000-4-8)	Continuous Short-time
No-load supply current (I_o)	≤ 12 mA		> 60 A/m, 75.9 μ tesla > 600 A/m, 759 μ tesla
Voltage drop (U_d)	≤ 2.0 VDC @ 200 mA DC	Radiated RF electromagnetic fields (EN 61000-4-3)	> 20 V/m
Minimum operational current (I_m)	≥ 0.5 mA	Shock (IEC 60068-2-32)	30 G / 11ms, 3 pos, 3 neg per axis
OFF state current (I_r)	≤ 100 μA	Rough handling shocks (IEC 60068-2-31)	twice from 1 m 100 times from 0.5 m
Protection	Short-circuit, reverse polarity, transients	Vibration (IEC 60068-2-6)	10 to 150 Hz, 1 mm / 15 G
Frequency of operating cycles (f)	50 Hz	Housing material	
Response time OFF-ON (t_{on})	≤ 10 ms	Body	PBT, grey, 30% glass reinforced
Response time ON-OFF (t_{off})	≤ 10 ms	Cable gland	PA12, black
Power ON delay (t_v)	≤ 200 ms	Fingernuts	PA12, black
Indication		Trimmershaft	Nylon
Target detected	LED, yellow	Weight	
Power and detection stability	LED, green	Cable version	190 g
Environment		Plug version	106 g
Installation category	III (IEC 60664, 60664A; 60947-1)	Approvals	cULus (UL508), ECOLAB
Degree of pollution	3 (IEC 60664, 60664A; 60947-1) 	CE-marking	Yes
Degree of protection	IP 67, IP 68/60 min., IP69K* 	MTTF_a	829 years @ 40°C (+104°F)
NEMA type	1, 2, 4, 4X, 5, 6, 6P, 12		
Operating temperature	-30 to +85°C (-22 to +185°F)		
Max. temperature on sensing face	120°C (248°F)		
Storage temperature	-40 to +85°C (-40 to +185°F)		
Rated insulation voltage	1 kVAC (rms) IEC protection class III		
Tightening torque	≤ 7.5 Nm		

* The IP69K test according to DIN 40050-9 for high-pressure, high-temperature wash-down applications. The sensor must not only be dust tight (IP6X), but also able to withstand high-pressure and steam cleaning. The sensor is exposed to high-pressure water from a spray nozzle that is fed with 80°C water at 8'000-10'000 KPa (80-100bar) and a flow rate of 14-6L/min. The nozzle is held 100-150 mm from the sensor at angles of 0°, 30°, 60° and 90° for 30s each. The test device sits on a turntable that rotates with a speed of 5 times per minute. The sensor must not suffer any damaging effects from the high pressure water in appearance and function.



Adjustment Guide

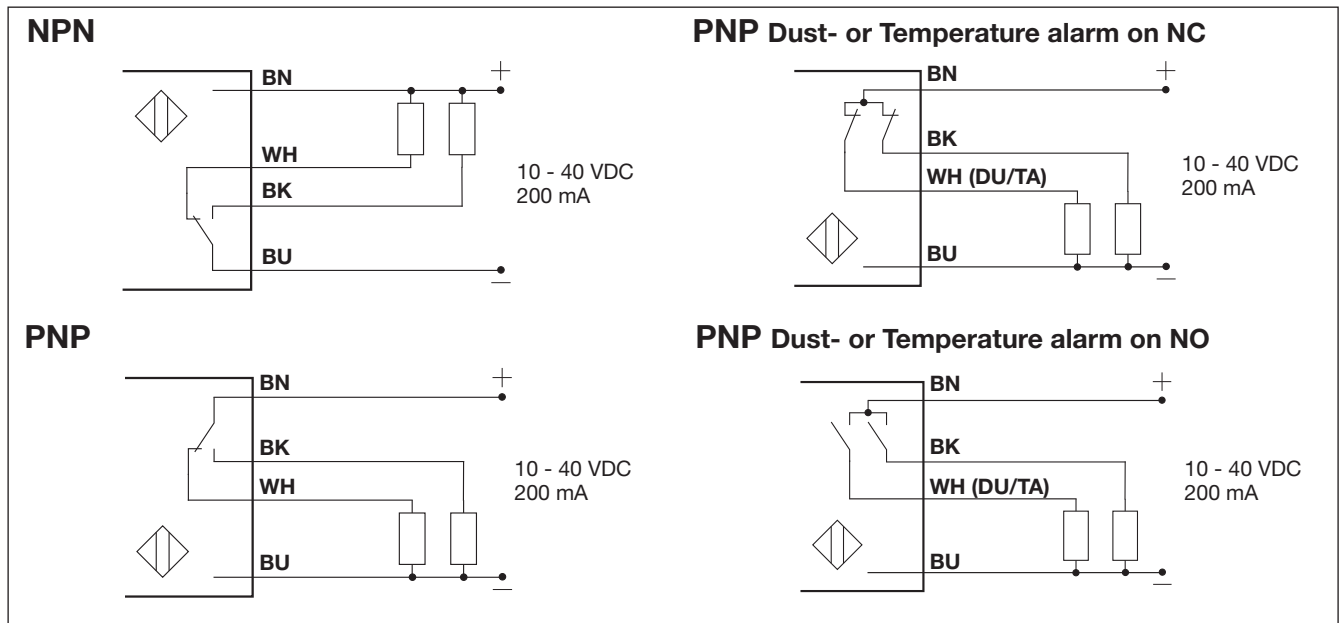
The environments in which capacitive sensors are installed can often be unstable as regards temperature, humidity, object distance and industrial (noise) interference. This is why Carlo Gavazzi offers, as a stand-

ard feature in all TRIPLESHIELD™ capacitive sensors, a user-friendly sensitivity adjustment instead of a fixed sensing range. Likewise, these sensors provide an extended sensing range to accommodate mechanically

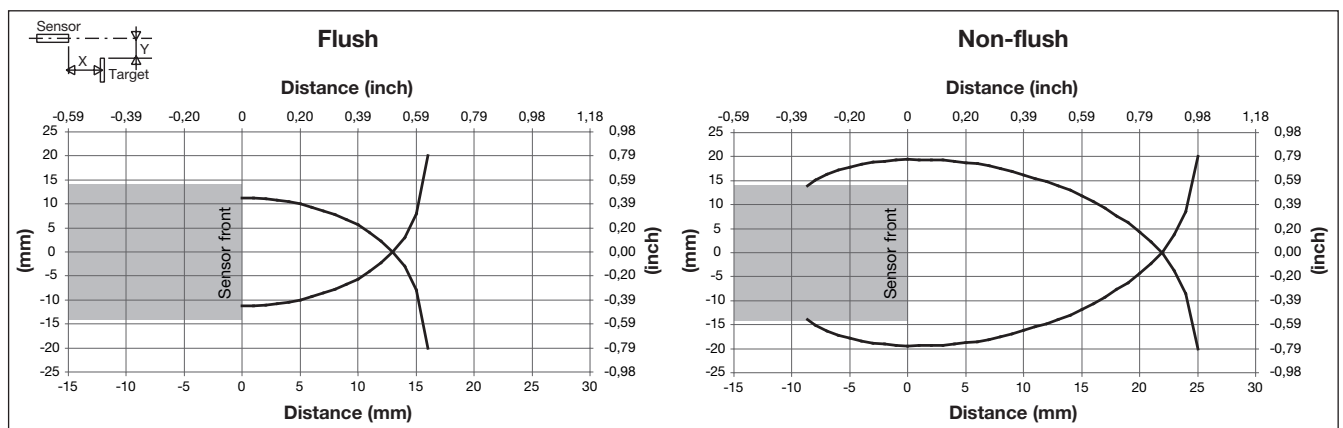
demanding areas and temperature stability to ensure high immunity to electromagnetic interference (EMI) and a minimum need for adjusting sensitivity if the temperature varies.

Note:
The sensors are factory set (default) to nominal sensing range S_n .

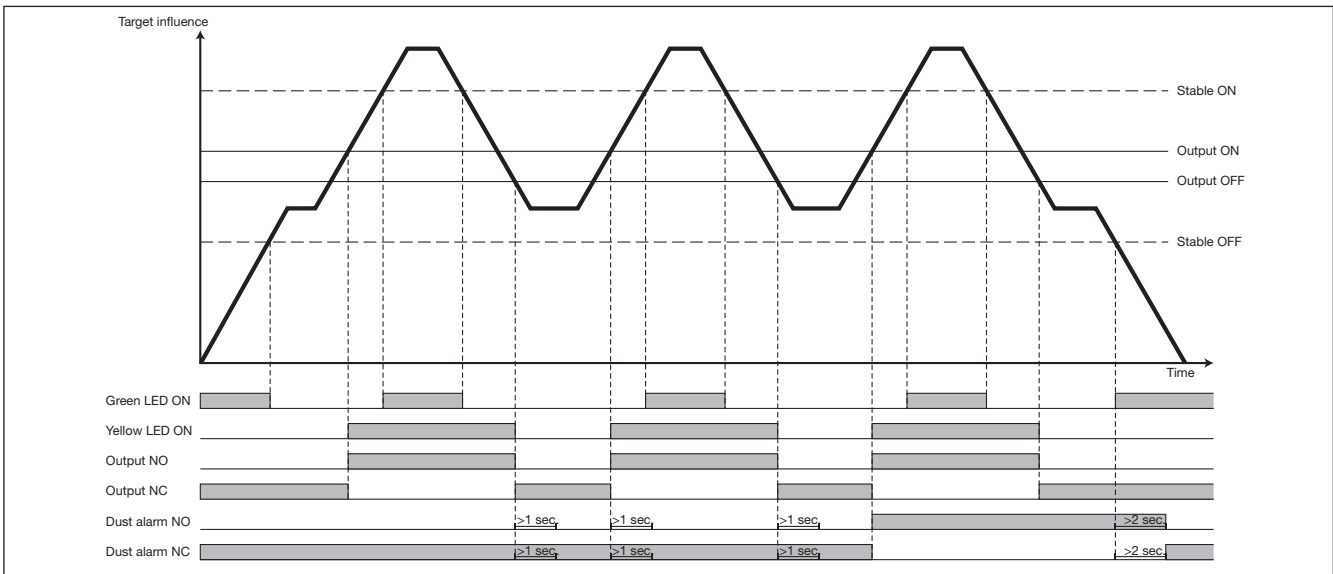
Wiring Diagram



Detection Diagram



Detection Stability Indication



Dimensions

