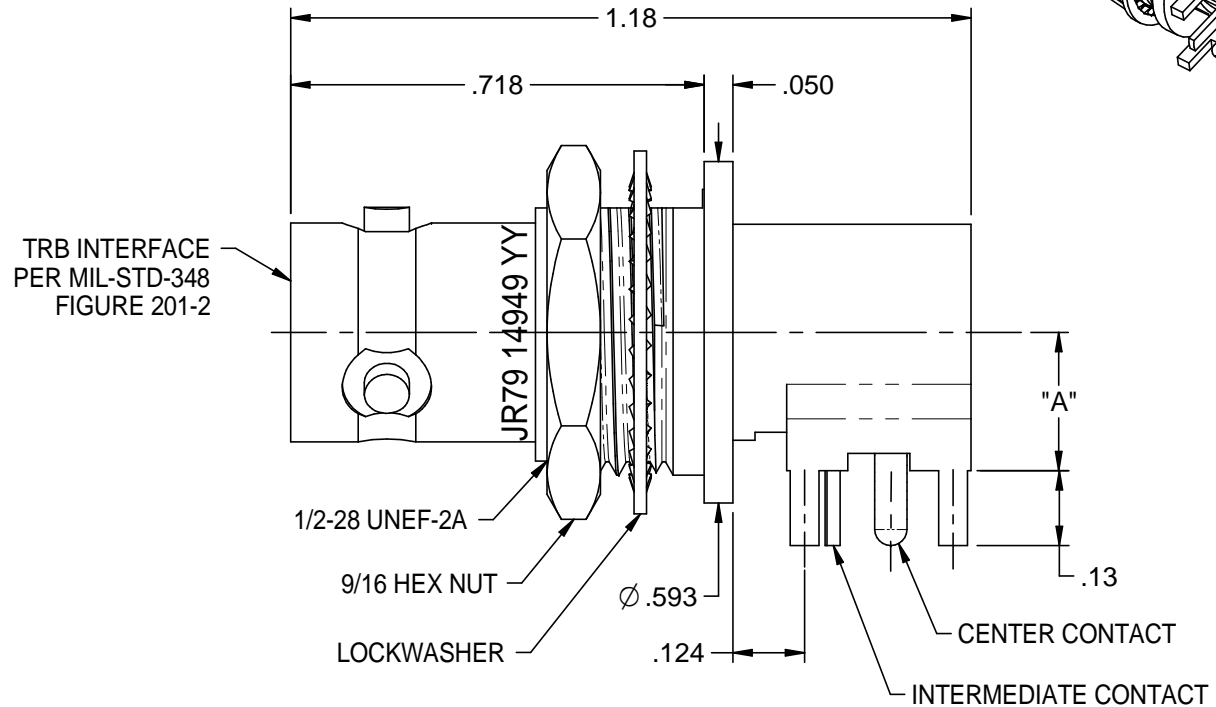
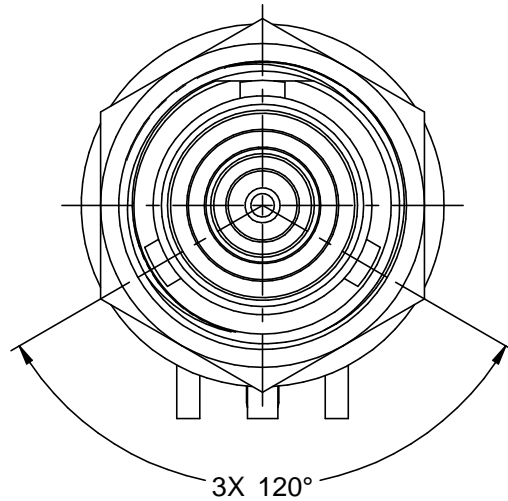
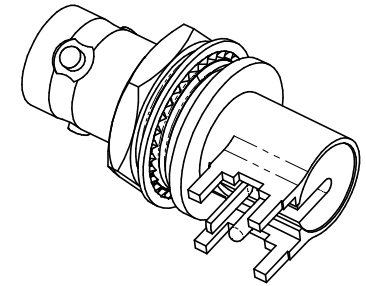


MODEL NO.	"A"	Ø "B"
CBBJR79	.24	.063
CBBJR79A	.34	.070



CBBJR79 SHOWN

NOTES: UNLESS OTHERWISE SPECIFIED

1. MATERIALS AND FINISH:

- 1.1 BODY: TIN PLATED BRASS
- 1.2 OUTER INSULATOR: PTFE (TEFLON)
- 1.3 INTERMEDIATE CONTACT: GOLD PLATED BRASS
- 1.4 DIELECTRIC: PTFE (TEFLON)
- 1.5 CENTER CONTACT: GOLD PLATED BERYLLIUM COPPER
- 1.6 MOUNTING HARDWARE: TIN PLATED COPPER ALLOY

2. ELECTRICAL:

- 2.1 IMPEDANCE: NON-CONSISTANT
- 2.2 FREQUENCY (MAX): 500 MHZ

3. PANEL THICKNESS (MAX): .125

4. PANEL NUT TORQUE (MAX): 35 INCH POUNDS

<p>RECOMMENDED PANEL CUTOUT</p>		<p>RECOMMENDED MTG HOLE PATTERN</p>	
<p>This PROPRIETARY document is property of Cinch Connectivity Solutions. It is confidential in nature, non-transferable, and issued with the clear understanding that it is not tracked or copied without permission and is retrievable upon demand.</p> <p>INTERPRET DRAWING IN ACCORDANCE WITH ASME Y14.5-2009.</p>		<p>3RD ANGLE PROJECTION</p> <p>RoHS2 <input checked="" type="checkbox"/> 2011/65/EU</p> <p>UNLESS OTHERWISE SPECIFIED UNITS: INCH</p> <p>.XX ±.02 .XXX ±.005 ANGLES ±2°</p>	
<p>TROMPETER</p> <p>Title: TRB RIGHT ANGLE CIRCUIT BOARD JACK</p>		<p>Model No. CBBJR79X</p>	
Size A	DO NOT SCALE DRAWING	Date: 11/4/2014	Sheet 1 of 1