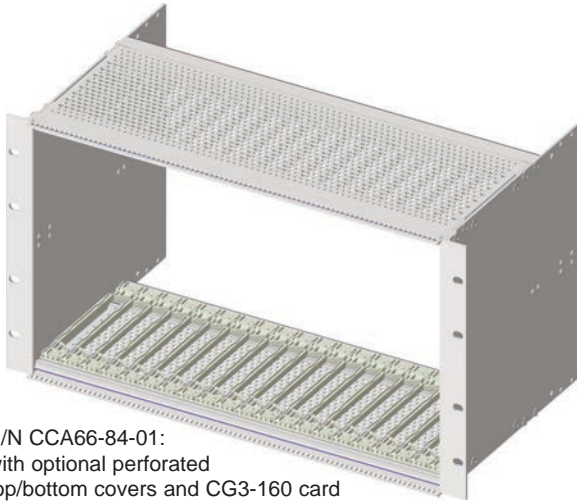


DIN Metric EMC & Non-EMC Rugged Subracks



P/N CCA66-84-01:
with optional perforated
top/bottom covers and CG3-160 card
guides installed

Subrack Contents (Generic): for 3U & 6U Subracks

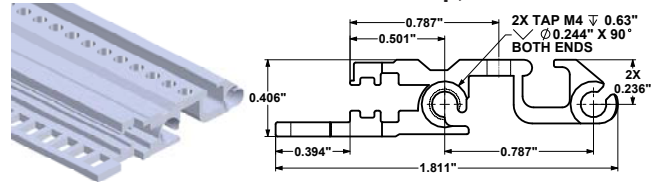
- 2 Front EMC Rugged Extrusions, P/N 1440-0131-84 or P/N 1440-0133-84
- 2 Rear EMC Rugged Extrusions, P/N 1440-0132-84
- 2 Aluminum side plates
- 4 M2.5 tapped nut strips for front and rear extrusions P/N 1404-0016-84
- 2 removable rack "ears" (left/right), P/N 1406-1006-01 (6U) OR 2 Removable rack "ears" (left/right), P/N 1406-1003-01 (3U)
- 2 Insulator strips, 0.030" thick PVC, P/N 5250998-84

Specify CCA for assembled or CCK for flat-pack kit. Card guides sold separately in packs of 12 (enough for 6 cards, on Page 29).

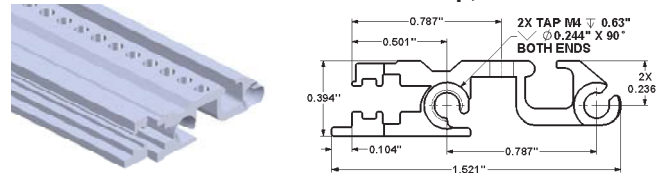
FEATURES :

- EMC subracks for cPCI, VME, VME64X or PXI backplanes
- Available off the shelf in assembled or kit form
- Standard 19" width (Rack mountable per ANSI/EIA-310-D)
- EMC versions are manufactured to IEEE 1101.1 / 1101.10
- Can accommodate 3U (single height, 3.937" or 100mm) and 6U (double height, 9.187" or 233.35mm) 0.062" to 0.100" thick boards.
- Subracks are sold fully assembled or in flat-pack kits.
- EMC requirements and have conductive connections on all metal components.

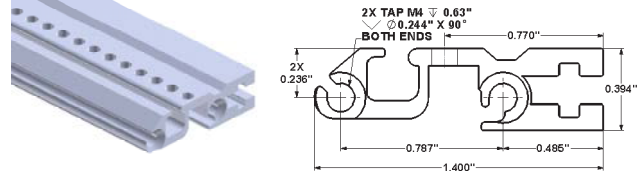
Front Extrusion with 10mm extended lip, IEEE 1101.10



Front Extrusion with 2.5mm extended lip, IEEE 1101.1



Rear Extrusion for backplane attachment, IEEE 1101.10 / 1101.1



IEEE 1101.10 EMC Style Subrack Ordering Info.

CCX XX - XX - XX

Model Numbers

A = assembled subracks
K = unassembled flat-packed kit

Module or Card Length / Sidewall Depth

- 3U**
- 60 = 160mm; 9.8"
 - 61 = 160mm; 11.2"
 - 62 = 220mm; 12.0"
 - 63 = 280mm; 15.0"
 - 64 = 340mm; 18.0"
 - 65 = 400mm; 20.0"

- 6U**
- 66 = 160mm; 9.8"
 - 67 = 160mm; 11.2"
 - 68 = 220mm; 12.0"
 - 69 = 280mm; 15.0"
 - 70 = 340mm; 18.0"
 - 71 = 400mm; 20.0"

Covers (Optional)

- 01 = Top & bottom, vented
- 02 = Rear fixed
- 03 = Both '01' & '02'
- 04 = Custom
- 05 = Solid Top & Bottom

Inside Width (not including flanges)

- 36 = 36HP [7.4"]
- 44 = 44HP [9.0"]
- 64 = 64HP [13.0"]
- 84 = 84HP [17.0"]

IEEE 1101.1 Non-EMC Style Subrack Ordering Info.

CCX XX - XX - XX

Model Numbers

A = assembled subracks
K = unassembled flat-packed kit

Module or Card Length / Sidewall Depth

- 3U**
- 72 = 160mm; 9.8"
 - 73 = 160mm; 11.2"
 - 74 = 220mm; 12.0"
 - 75 = 280mm; 15.0"
 - 76 = 340mm; 18.0"
 - 77 = 400mm; 20.0"

- 6U**
- 78 = 160mm; 9.8"
 - 79 = 160mm; 11.2"
 - 80 = 220mm; 12.0"
 - 81 = 280mm; 15.0"
 - 82 = 340mm; 18.0"
 - 83 = 400mm; 20.0"

Covers (Optional)

- 01 = Top & bottom, vented
- 02 = Rear fixed
- 03 = Both '01' & '02'
- 04 = Custom
- 05 = Solid Top & Bottom

Inside Width (not including flanges)

- 36 = 36HP [7.4"]
- 44 = 44HP [9.0"]
- 64 = 64HP [13.0"]
- 84 = 84HP [17.0"]

