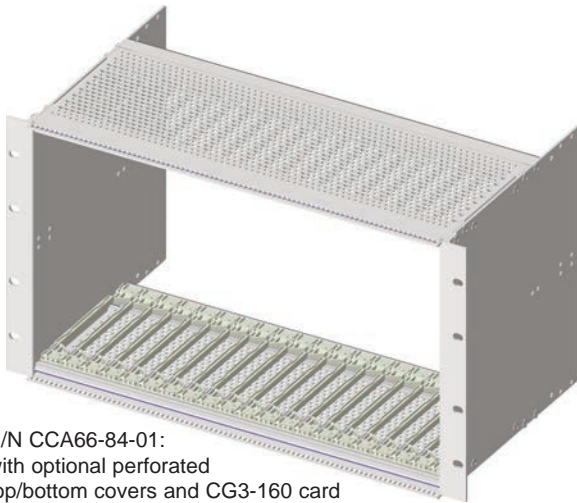


## DIN Metric EMC & Non-EMC Rugged Subracks



P/N CCA66-84-01:  
with optional perforated  
top/bottom covers and CG3-160 card  
guides installed

### Subrack Contents (Generic): for 3U & 6U Subracks

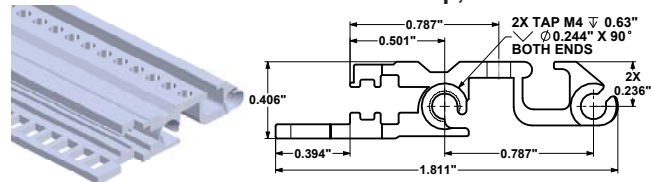
- 2 Front EMC Rugged Extrusions, P/N 1440-0131-84 or P/N 1440-0133-84
- 2 Rear EMC Rugged Extrusions, P/N 1440-0132-84
- 2 Aluminum side plates
- 4 M2.5 tapped nut strips for front and rear extrusions P/N 1404-0016-84
- 2 removable rack "ears" (left/right), P/N 1406-1006-01 (6U) OR 2 Removable rack "ears" (left/right), P/N 1406-1003-01 (3U)
- 2 Insulator strips, 0.030" thick PVC, P/N 5250998-84

Specify CCA for assembled or CCK for flat-pack kit. Card guides sold separately in packs of 12 (enough for 6 cards, on Page 29).

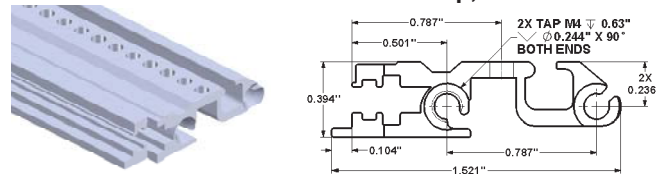
### FEATURES :

- EMC subracks for cPCI, VME, VME64X or PXI backplanes
- Available off the shelf in assembled or kit form
- Standard 19" width (Rack mountable per ANSI/EIA-310-D)
- EMC versions are manufactured to IEEE 1101.1 / 1101.10
- Can accommodate 3U (single height, 3.937" or 100mm) and 6U (double height, 9.187" or 233.35mm) 0.062" to 0.100" thick boards.
- Subracks are sold fully assembled or in flat-pack kits.
- EMC requirements and have conductive connections on all metal components.

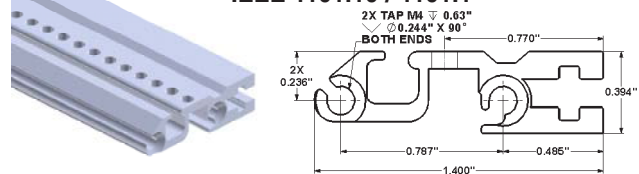
### Front Extrusion with 10mm extended lip, IEEE 1101.10



### Front Extrusion with 2.5mm extended lip, IEEE 1101.1



### Rear Extrusion for backplane attachment, IEEE 1101.10 / 1101.1



DIN Subracks

### IEEE 1101.10 EMC Style Subrack Ordering Info.

**CCX XX - XX - XX**

#### Model Numbers

A = assembled subracks  
K = unassembled flat-packed kit

#### Module or Card Length / Sidewall Depth

- 3U**
- 60 = 160mm; 9.8"
  - 61 = 160mm; 11.2"
  - 62 = 220mm; 12.0"
  - 63 = 280mm; 15.0"
  - 64 = 340mm; 18.0"
  - 65 = 400mm; 20.0"

- 6U**
- 66 = 160mm; 9.8"
  - 67 = 160mm; 11.2"
  - 68 = 220mm; 12.0"
  - 69 = 280mm; 15.0"
  - 70 = 340mm; 18.0"
  - 71 = 400mm; 20.0"

#### Covers (Optional)

- 01 = Top & bottom, vented
- 02 = Rear fixed
- 03 = Both '01' & '02'
- 04 = Custom
- 05 = Solid Top & Bottom

#### Inside Width (not including flanges)

- 36 = 36HP [ 7.4"]
- 44 = 44HP [ 9.0"]
- 64 = 64HP [13.0"]
- 84 = 84HP [17.0"]

### IEEE 1101.1 Non-EMC Style Subrack Ordering Info.

**CCX XX - XX - XX**

#### Model Numbers

A = assembled subracks  
K = unassembled flat-packed kit

#### Module or Card Length / Sidewall Depth

- 3U**
- 72 = 160mm; 9.8"
  - 73 = 160mm; 11.2"
  - 74 = 220mm; 12.0"
  - 75 = 280mm; 15.0"
  - 76 = 340mm; 18.0"
  - 77 = 400mm; 20.0"

- 6U**
- 78 = 160mm; 9.8"
  - 79 = 160mm; 11.2"
  - 80 = 220mm; 12.0"
  - 81 = 280mm; 15.0"
  - 82 = 340mm; 18.0"
  - 83 = 400mm; 20.0"

#### Covers (Optional)

- 01 = Top & bottom, vented
- 02 = Rear fixed
- 03 = Both '01' & '02'
- 04 = Custom
- 05 = Solid Top & Bottom

#### Inside Width (not including flanges)

- 36 = 36HP [ 7.4"]
- 44 = 44HP [ 9.0"]
- 64 = 64HP [13.0"]
- 84 = 84HP [17.0"]

