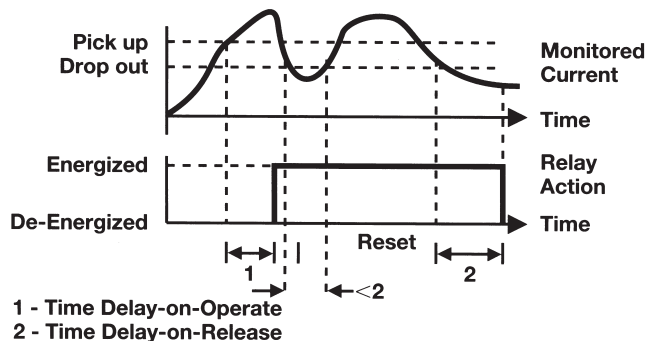


The **CDD Series** may be used as an **OVER CURRENT** Monitor **OR** an **UNDER CURRENT** Monitor. The CDD has **adjustable Delay-on-Operate** and **adjustable Delay-on-Release** time delays. When the current exceeds the preset current trip point for longer than the Delay-on-Operate time delay, the internal relay will energize (Pick-up). When the current drops below the preset current trip point for longer than the Delay-on-Release time delay, the internal relay will de-energize (Drop-out). When used as an Over Current Monitor the Delay-on-Operate time delay is used to override inrush periods. When used as an Under Current Monitor, the Delay-on-Release timer is used to override a temporary under current condition.

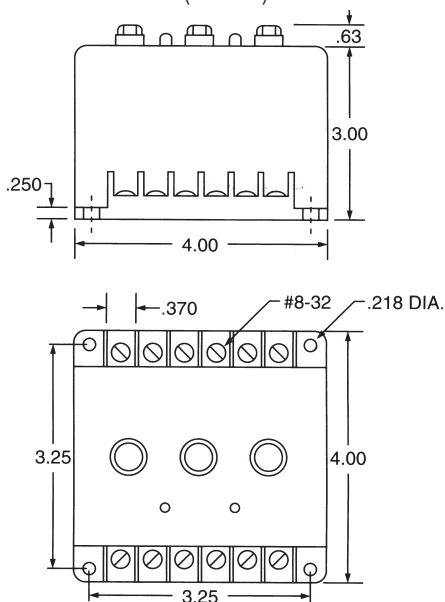


Universal DC Current Monitor

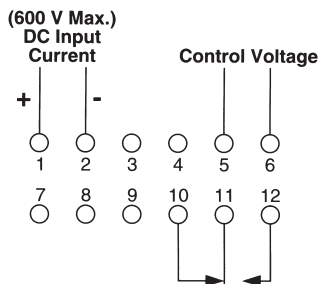
**CDD**



**DIMENSIONS (INCHES)**



**WIRING**



**SPECIFICATIONS**

<b>CONTROL VOLTAGE</b>	120 VAC, 50/60 Hz
<b>TRIP POINTS</b>	Over Current Pick-up See order information Drop-out 5% below Pick-up
<b>OUTPUT</b>	SPDT, 10 Amps @ 240 VAC Resistive
<b>HYSTERESIS</b>	5%
<b>RESPONSE TIME</b>	Operate 0.2 to 10 SEC, Adjustable Release 0.2 to 10 SEC, Adjustable
<b>INDICATORS</b>	Trip (Amber) Glows when current is above the trip point Relay (Green) Glows when Relay is energized
<b>RESET</b>	Automatic
<b>TEMPERATURE RATING</b>	Operate 32° to 131°F (0° to +55°C) Storage -49° to 185°F (-45° to +85°C)
<b>ENCLOSURE</b>	Lexan Surface Mounted; #8-32 Screw Terminals
<b>WEIGHT</b>	20 oz.

**MODEL NUMBER**

<b>MODEL NUMBER</b>	CDD	120	A	L	E	
<b>CONTROL VOLTAGE</b>	120 Volts	120				
<b>TYPE OF VOLTAGE</b>	AC		A			
<b>ADJUSTMENT</b>	Lockshaft			L		
<b>FEATURES</b>	0.2 to 1 amp adj.					1
	0.5 to 2.5 amps adj.					2.5
	1.0 to 5.0 amps adj.					5
	2.0 to 10 amps adj.					10
	4.0 to 20 amps adj.					20