

SERIES: CDS-4837-54XX | **DESCRIPTION:** SPEAKER

FEATURES

- double magnet design
- 4 ohm
- 84 dB at 1 m


SPECIFICATIONS

parameter	conditions/description	min	typ	max	units
input power			5.0	6.0	W
impedance	at 1 kHz, 2.0 V	3.4	4	4.6	Ω
resonant frequency (Fo)		136	170	204	Hz
frequency response		Fo		20,000	Hz
sound pressure level	at 1.0 W, 1 m, avg from 2~4 kHz	81	84	87	dB
distortion	at 2.0 kHz, 1.0 W			5	%
buzz, rattle, etc.	must be normal at sine wave between 100 Hz ~ 2 kHz			4.47	V
polarity	cone moves forward w/ positive dc current to "+" terminal				
dimensions	$\varnothing 48 \times 30.3$				mm
magnet	Nd-Fe-B				
frame material	ABS (black)				
cone material	paper (black)				
weight			76		g
operating temperature		-20		60	$^{\circ}\text{C}$
storage temperature		-25		70	$^{\circ}\text{C}$
hand soldering	for 3~5 seconds	370	380	390	$^{\circ}\text{C}$
RoHS	yes				

Notes: 1. All specifications measured at 23~25 $^{\circ}\text{C}$, humidity at 55% max, 86~106 kPa, unless otherwise noted.

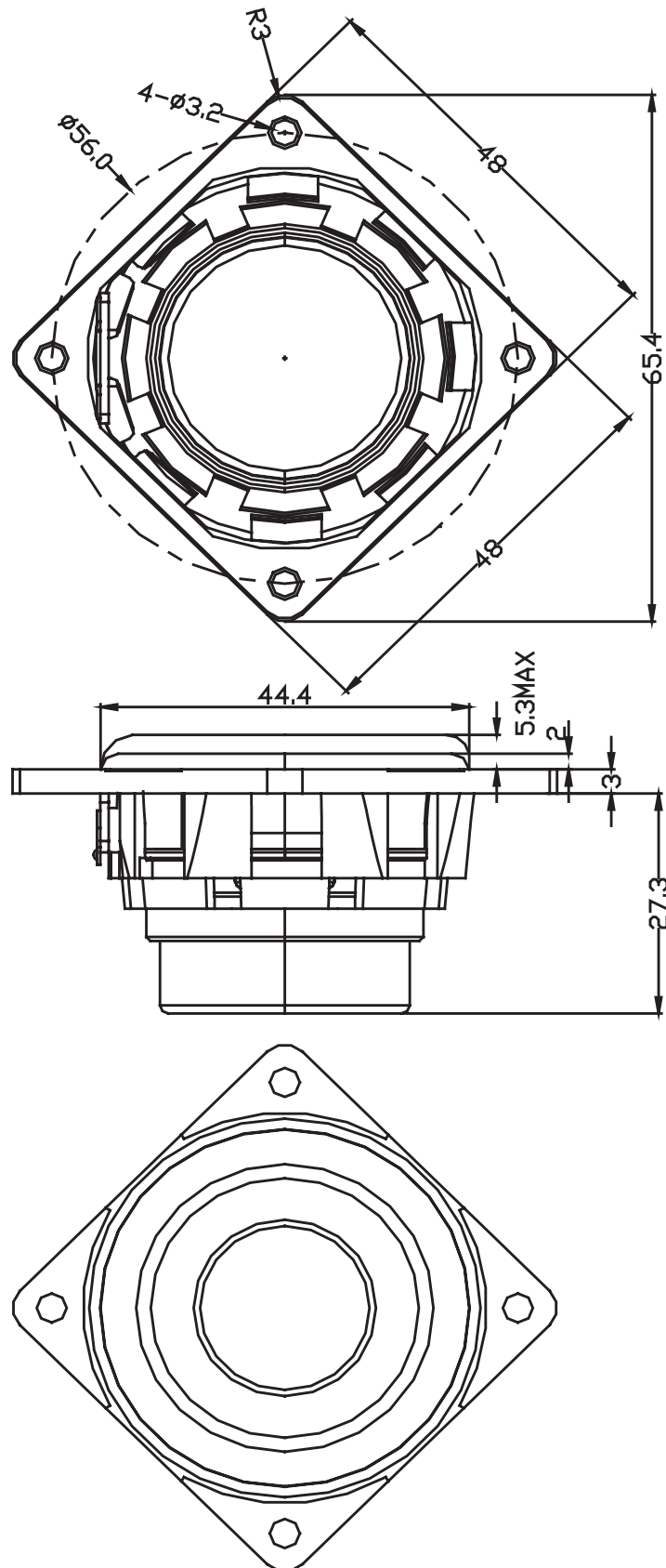
PART NUMBER KEY
CDS - 4837 - 54 XX

Base Number

 Termination Options:
 SP = solder terminals
 L100 = wire leads

MECHANICAL DRAWING (SOLDER TERMINALS)

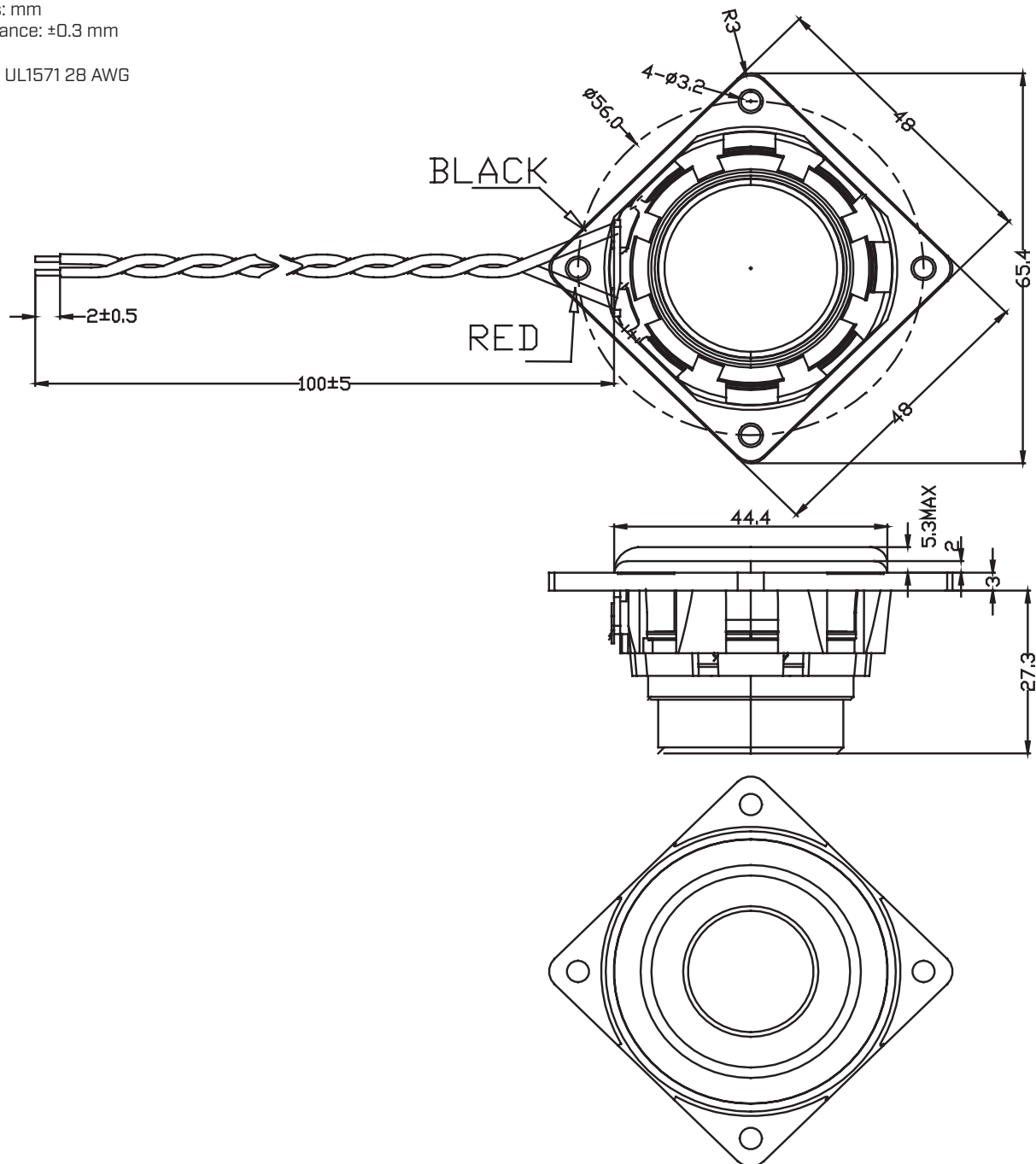
units: mm
tolerance: ± 0.3 mm



MECHANICAL DRAWING (WIRE LEADS)

units: mm
tolerance: ± 0.3 mm

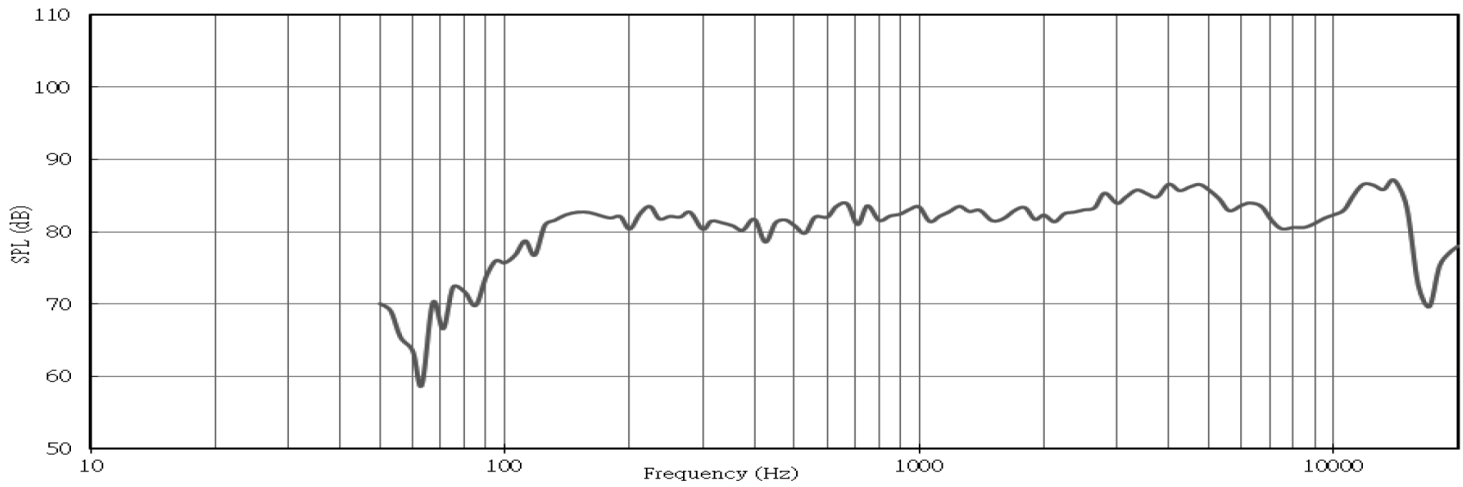
wire: UL1571 28 AWG



RESPONSE CURVES

Frequency Response Curve

Test Conditions: 1.0 W / 1.0 m (in anechoic chamber)



Total Harmonic Distortion Curve

Test Conditions: 1.0 W / 1.0 m (in anechoic chamber)

