
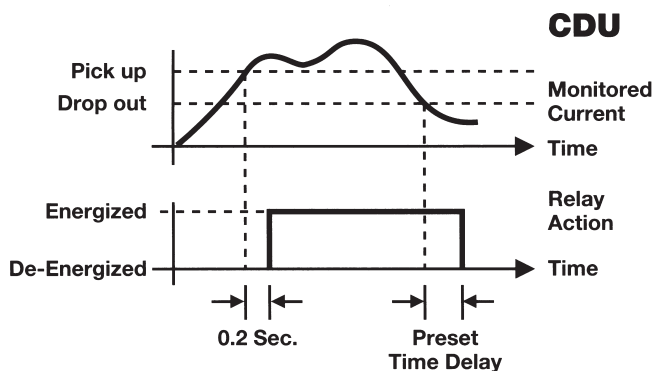


OPERATION

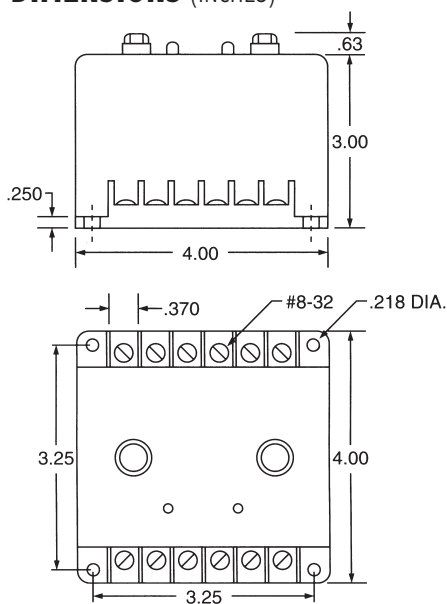
The **CDU Series** is used to detect **UNDER CURRENT** conditions. The internal relay is energized (Pick-up) when the monitored current is above the preset trip point. The relay de-energizes (Drop-out) when the current falls below the trip point for longer than the adjustable delay. The delay is incorporated to prevent nuisance tripping caused by momentary line dips. The relay re-energizes when the current rises 5% above the Drop-out trip point for longer than 0.2 seconds. The relay has the automatic reset feature.



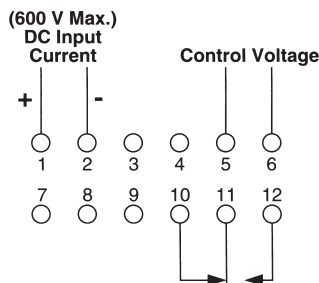
DC Under Current Monitor/Relays



DIMENSIONS (INCHES)



WIRING



SPECIFICATIONS

CONTROL VOLTAGE	120 VAC, 50/60 Hz	
TRIP POINTS	Over Current	
	Pick-up	5% above Drop-out
	Drop-out	See order information
OUTPUT	SPDT, 10 Amps @ 240 VAC Resistive	
HYSTERESIS	5%	
RESPONSE TIME	Operate	0.2 SEC
	Release	0.2 to 10 SEC, Adjustable
INDICATORS	Trip (Green)	Glow When Current is Above Preset Current Trip
	Relay (Green)	Glow when Relay is energized
RESET	Automatic	
TEMPERATURE RATING	Operate	32° to 131°F (0° to +55°C)
	Storage	-49° to 185°F (-45° to +85°C)
ENCLOSURE	Lexan Surface Mounted; #8-32 Screw Terminals	
WEIGHT	17 oz.	

MODEL NUMBER

MODEL NUMBER	CDU	120	A	L	E	
CONTROL VOLTAGE	120 Volts	120				
TYPE OF VOLTAGE	AC		A			
ADJUSTMENT	Lockshaft			L		
FEATURES	0.2 to 1 amp adj.					1
	0.5 to 2.5 amps adj.					2.5
	1.0 to 5.0 amps adj.					5
	2.0 to 10 amps adj.					10
	4.0 to 20 amps adj.					20