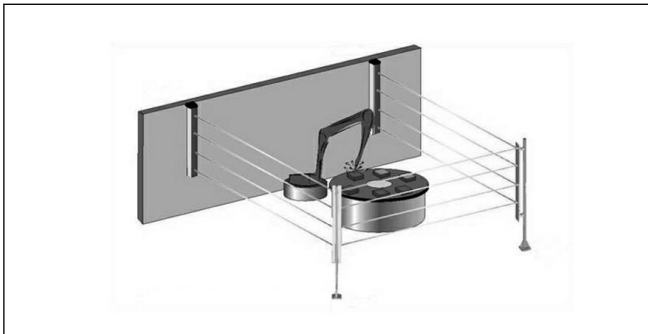
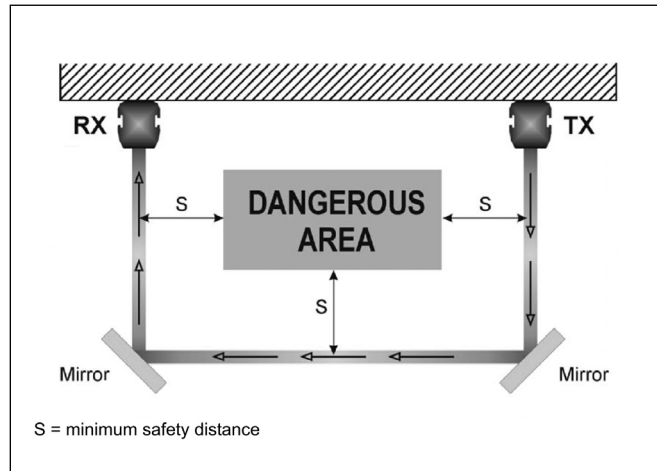


Safety Light Curtains Accessories

Deviating Mirrors

By installing the safety light curtains by direct alignment, it is possible to cover a dangerous area. The **SRN** mirrors, placed in right position, allow to reflect the beams emitted by the light curtains and consequently can be used to control more contiguous sides of hazardous zones, as shown in the pictures sideways and below.

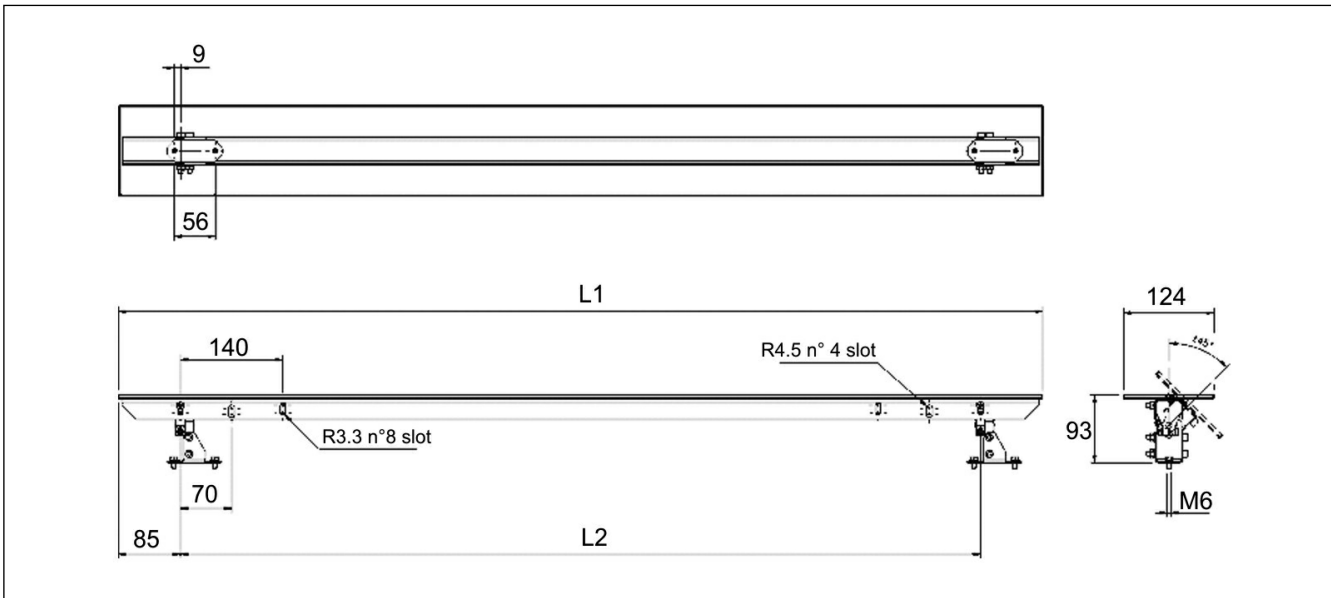
It is important to take into consideration that the introduction of mirrors causes the decrease of the operating distance of the safety light curtains by 15% for each reflection. Where needed, the use of the LASP laser pointer is advisable to make easier the alignment procedure.



Ordering Key

SRN-900

Deviating Mirror Series
Dimensions



Type Selection

Item number	L1 (mm)	L2 (mm)
SRN-500	554	384
SRN-600	704	534
SRN-800	904	734
SRN-900	1004	834
SRN-1200	1234	1094
SRN-1500	1604	1434
SRN-1650	1804	1634

Connectors

M12 Shielded connectors to be used for wiring the safety light curtains. Connectors for emitter units are provided with 4 poles while the version dedicated to receiver

units with 8 poles. Three standard cable lengths are given below, other lengths are available upon request.

Ordering Key

CFB-1A4/3MT

Female Connector _____

Diameter 12 mm _____

Axial _____

4 poles _____

Cable length _____

Type Selection

Cable Length

3 m
5 m
10 m

Ordering 4-pole connector (Tx)

CFB-1A4/3MT
CFB-1A4/5MT
CFB-1A4/10MT


Ordering 8-pole connector (Rx)

CFB-1A8/3MT
CFB-1A8/5MT
CFB-1A8/10MT

Laser pointer

For all those applications where the alignment of the safety light curtains can be difficult as consequence of the long distance between the emitter and the receiver units or the adoption of one or more deviating mirrors to protect contiguous sides of a dangerous area, the **LASP** laser pointer can be used. By inserting the **LASP** laser

pointer in the upper part of the emitting unit (and then in the lower one), using one of the two side slots of the profile (refer to drawing), the right alignment can be easily achieved thanks to the visible indication. The **LASP** laser pointer is powered by three 1.5 V LR-44 type batteries.



Floor stands

The floor stand of the **SPT** series can be used for the installation of both emitter and receiver units of the **SB2** and **SB4** safety light curtains series, as well as for the **SRN** deviating mirror series. Five versions with different

lengths are available in order to satisfy all application needs. Where needed, the **SPT** floor stand series can be also equipped with protective stands of the **CPZ** series.

Ordering Key

SPT-1200

Floor stand _____
Lenght (mm) _____

Type Selection

Item number	L (mm)
SPT-800	800
SPT-1000	1000
SPT-1200	1200
SPT-1500	1500
SPT-1800	1800

