



CFSA69383P/ CFSA69383P1

**Ultra-low Profile/Low PIM Ceiling Mount Antenna
698-960 MHz/1350-1550 MHz/1690-4000 MHz**

The CFSA69383P/CFSA69383P1 is a Low PIM indoor wideband omnidirectional low-profile ceiling mount antenna. It is designed to provide pattern coverage that is optimized for indoor coverage requirements at 698-960 MHz and 1690-3800 MHz for the GSM, DCS, UMTS, AWS-3 and LTE/WiMAX frequency bands.

The CFSA69383P/CFSA69383P1 is applicable for environments where aesthetics and wide-angle coverage are necessary for successful wireless deployment. The surprisingly small size and extreme low profile enables maximum mounting flexibility while maintaining desired in-building aesthetics.

FEATURES AND BENEFITS

- Ultra-low profile
- Aesthetically-neutral housing
- Optimized performance using Laird proprietary tools
- Supports AWS-3 frequency band
- Mounts directly and easily to ceiling tile (CFSA69383P1 is for hard ceiling mount installations)

APPLICATIONS

- FirstNet/Public Safety
- Small cells
- Meeting rooms
- Offices
- Hotels
- Museums
- iDAS
- Libraries
- Retails malls
- Bus terminals and train stations
- Other in-building areas

ELECTRICAL SPECIFICATION

Operating Frequency (MHz)	698-806	824-894	880-890	1350-1550	1690-1880	1850-1990	1910-2180	2300-2500	2500-2700	3300-3800	3800-4000
VSWR - Avg	<1.2:1	<1.2:1	<1.2:1	<1.6:1	<1.3:1	<1.3:1	<1.3:1	<1.2:1	<1.2:1	<1.6:1	<1.7:1
VSWR - Max	<1.5:1	<1.5:1	<1.5:1	<2.0:1	<1.5:1	<1.5:1	<1.5:1	<1.5:1	<1.5:1	<1.8:1	<2.0:1
Gain - Typ (dBi)	3.2	2.6	3.4	4.2	4.0	4.4	4.2	4.3	5.4	2.4	3.0
Gain - Max (dBi)	3.5	3.1	4.1	5.6	4.3	4.7	4.7	5.1	5.8	3.0	3.2
PIM - 2x20W - Avg (dBc)	< -159 (LTE low band)				< -157 (LTE high band)			< -160			
PIM - 2x20W - Max (dBc)	< -150 (LTE low band)				< -150 (LTE high band)			< -150			
Nominal Impedance (Ohms)	50										
Max Power - Ambient 25°C (W)	50										
Polarization	Linear Horizontal										
Azimuth 3 dB Beamwidth	360°										

MECHANICAL SPECIFICATIONS

Dimensions - height x diameter - mm (in.)	7.6 x 180 (0.3 x 7.1)
Weight - g (lbs.)	0.23 (0.5)
Antenna Color	White
Radome Material	PC, UL94-V0

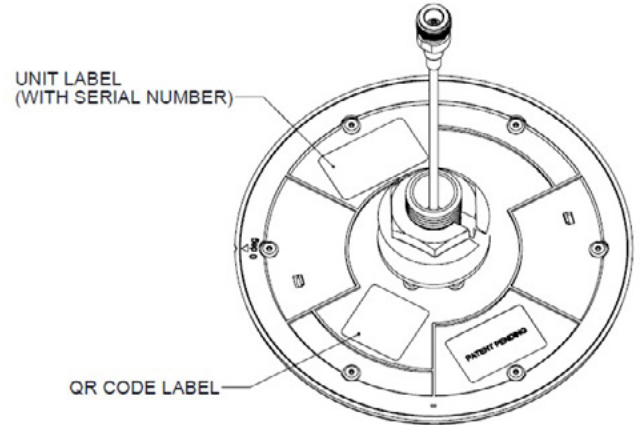
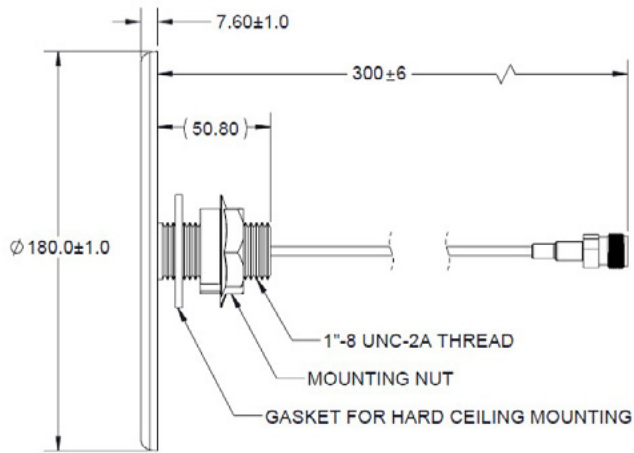
ENVIRONMENTAL SPECIFICATIONS

Operating Environment (Indoor or Outdoor)	Indoor
Operating Temperature - C° (F°)	-30 to +70 (-22 to +158)
Storage Temperature - C° (F°)	-40 to +85 (-40 to +185)
Material Substance Compliance	RoHS

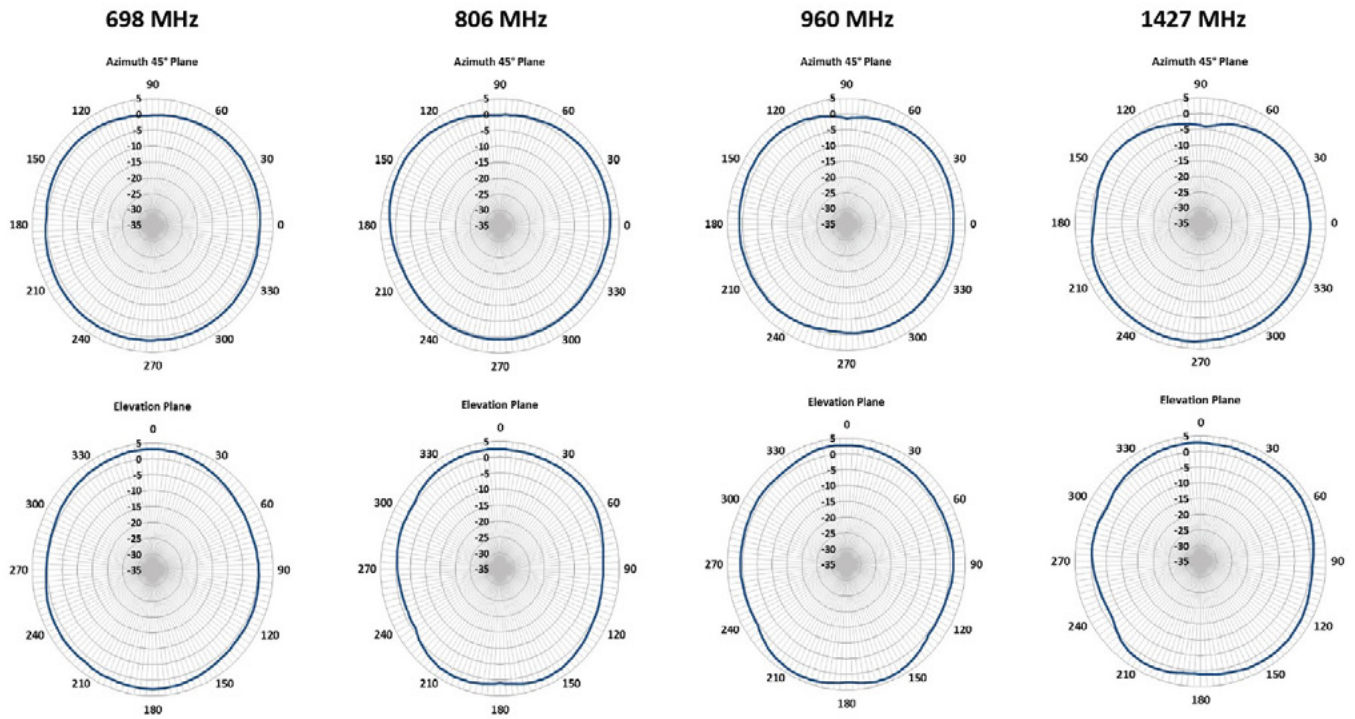
CONFIGURATION

PART NUMBER	CABLE LENGTH	CONNECTOR	MOUNTING	PACKAGING
CFSA69383P-30NF	30 cm (12 in.)	Type N-female	Ceiling tile	Unit
CFSA69383P-30D43F	30 cm (12 in.)	4.3-10 female	Ceiling tile	Unit
CFSA69383P-B30NF	30 cm (12 in.)	Type N-female	Ceiling tile	Bulk
CFSA69383P-B30D43F	30 cm (12 in.)	4.3-10 female	Ceiling tile	Bulk
CFSA69383P1-30NF	30 cm (12 in.)	Type N-female	Hard ceiling	Unit
CFSA69383P1-30D43F	30 cm (12 in.)	4.3-10 female	Hard ceiling	Unit
CFSA69383P1-B30NF	30 cm (12 in.)	Type N-female	Hard ceiling	Bulk
CFSA69383P1-B30D3F	30 cm (12 in.)	4.3-10 female	Hard ceiling	Bulk

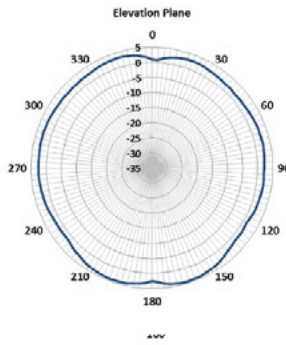
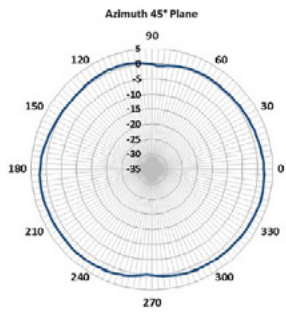
MECHANICAL DRAWING



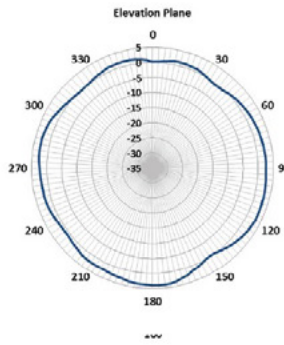
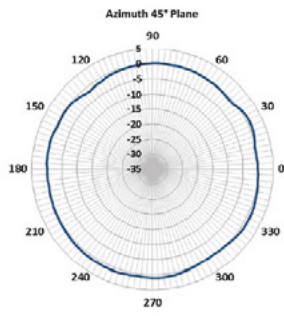
RADIATION PATTERNS



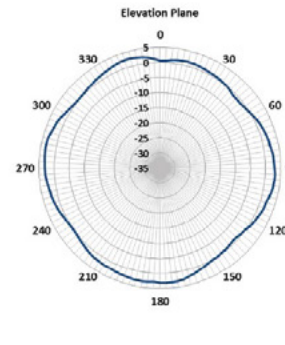
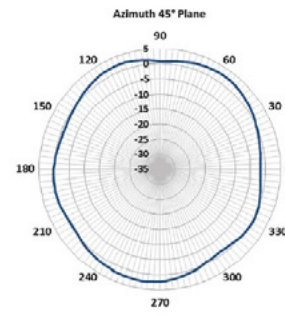
1710 MHz



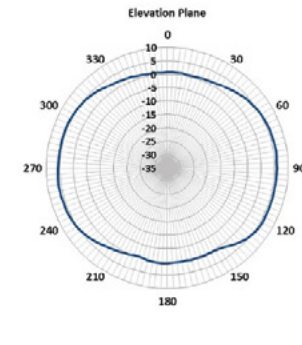
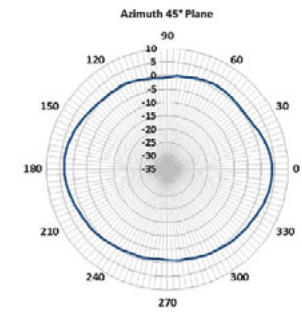
1880 MHz



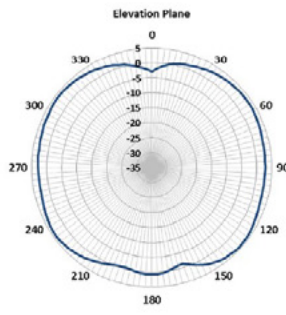
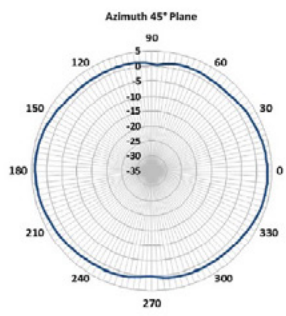
1990 MHz



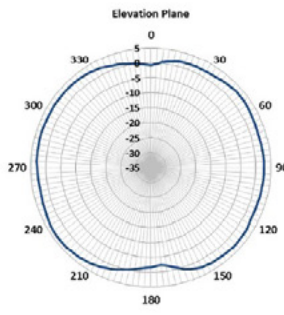
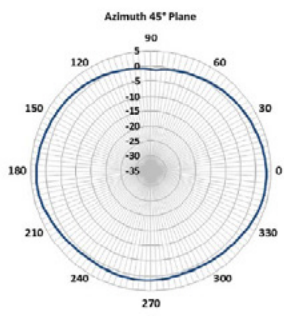
2180 MHz



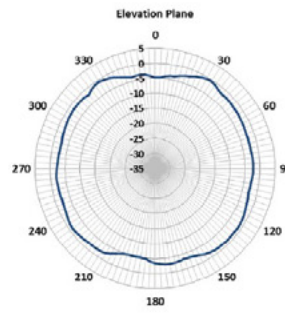
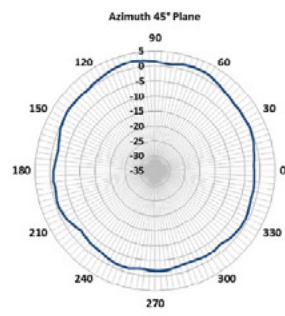
2412 MHz



2600 MHz



3500 MHz



4000 MHz

