

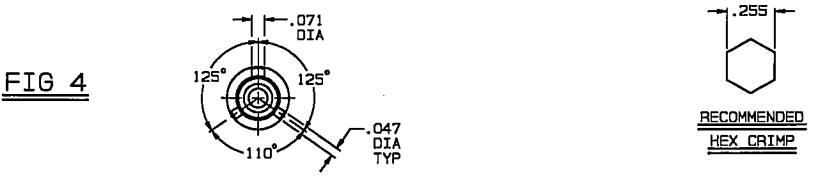
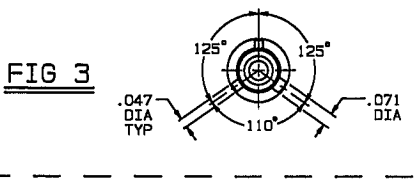
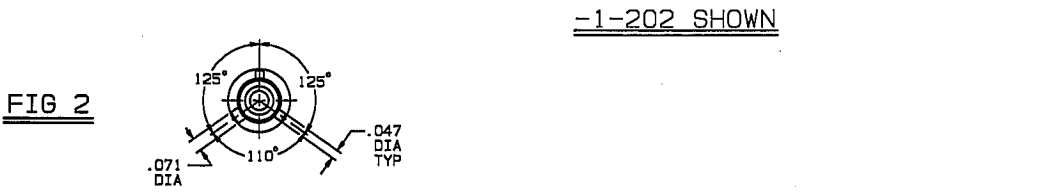
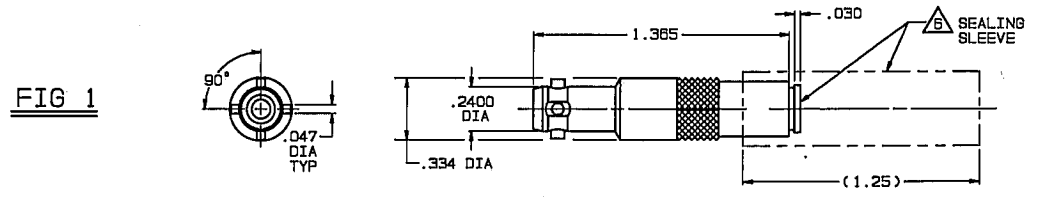
RED IS ORIGINAL

DIRK # H3
 DWG SIZE C
 DATA CONTAINED IN THIS DOCUMENT IS PROPRIETARY TO TROMPETER ELECTRONICS, INC. AND SHALL NOT BE DISCLOSED, COPIED OR USED FOR PROCUREMENT OR MANUFACTURE WITHOUT EXPRESS WRITTEN PERMISSION.

REV		EO	DESCRIPTION	REVISIONS		3-0132	SH 1
REV	EO	DESCRIPTION	DWN	APPROVED	DATE		
D	10050	PICTORIALLY CHANGED 1.00 FLARED SEALING SLEEVE TO STRAIGHT (1.25) LONG SEALING SLEEVE; GENERAL UPDATE	DKC	<i>DKC</i>	12/1/82		

TABLE 1			TABLE 2		
DASH NO	MODEL NO	CENTER CONTACT/INTMD CONTACT TYPE	CABLE GROUP NO	CABLES ACCOMMODATED	ASSEMBLE PER
-1	CJ450ACFLP	SOCKET/PIN	-201	M17/176-00002	TAI-162
-2	CJ450ACFLS	PIN/SOCKET	-202	TWC-78-1, TROMPETER	
-3	CJ450ACPP	SOCKET/PIN	-203	TWC-124-1A, TROMPETER	
-4	CJ450ACPS	PIN/SOCKET	-204	10602, RAYCHEM	
-5	CJ450ACRP	SOCKET/PIN	-205	TWAC-78-1F2, TROMPETER	
-6	CJ450ACRS	PIN/SOCKET	-206	782600130, RAYCHEM	
-7	CJ450ACWP	SOCKET/PIN	-208	202-3927, MICRODOT	
-8	CJ450ACWS	PIN/SOCKET	-209	202-3942, MICRODOT	
			-212	2524E0114, RAYCHEM	
			-217	GC875TM24H, GRUMMAN	
			-218	EPD22188B, RAYCHEM	
			-219	2526D1114, RAYCHEM	
			-220	GC875RR1, GRUMMAN	
			-221	10614, RAYCHEM	
			-222	10613, RAYCHEM	
			-223	HMS2-1149, HUGHES	

INCH	MM
.005	0.13
.030	0.76
.047	1.19
.071	1.80
.240	6.10
.255	6.48
.334	8.48
1.25	31.75
1.365	34.67



△ SEALING SLEEVE AND CRIMP BUSHING SUPPLIED LOOSE WITH EACH CONNECTOR EXCEPT NOT USED ON -205, -208 AND -223

5. EXAMPLE OF COMPLETE MODEL NO:
 CJ450AC W P -201
 BASIC MODEL NO (SEE TABLE 1)
 LUG POLARIZATION
 FL = 4-LUG, FIG 1
 P = 3-LUG, FIG 2
 R = 3-LUG, FIG 3
 W = 3-LUG, FIG 4
 CABLE GROUP NO (SEE TABLE 2)
 CENTER & INTERMEDIATE CONTACT TYPE (SEE TABLE 2)

4. EXAMPLE OF COMPLETE PART NO:
 3-0132 -1 -201
 BASIC PART NO
 DASH NO (LUG POLARIZATION, CENTER & INTMD CONTACT TYPE, SEE TABLE 1)
 CABLE GROUP NO (SEE TABLE 2)

3. CONCENTRIC TWINAX 4 PIECE ASSY, FULL CRIMP NONINSULATED CABLE JACK, SOCKET CENTER CONTACT AND PIN INTERMEDIATE CONTACT OR PIN CENTER CONTACT AND SOCKET INTERMEDIATE CONTACT

2. FINISH: TFS-1U (500 HOURS SALT SPRAY; NICKEL)

1. ALL DIM ARE IN INCHES

QTY	DESCRIPTION	PART NUMBER	ITEM
TOL UNLESS SPECIFIED .XX ± .03 .XXX ± .005 .XXXX ± .0010 ANGLES ± 0° 30'	TROMPETER ELECTRONICS, INC.	CJ450ACFLP/FLS, PP/PS, RP/RS, WP/WS	
DWN DKC 12-2-82	MATERIAL	CODE IDENT	DRAWING NO.
CHK		14949	3-0132
ENGR			D
NEXT ASSY	APPR <i>KJ</i> 12/2/82	SCALE 2/1	DATE 2-8-88 SHEET 1 OF 2