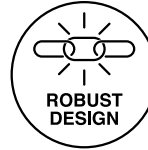


# CL Series

## Ø 0.555" (14mm) Watertight LED Indicator, IP67 and Vandal Resistant



Robust LED indicator with prominent bezel, especially suitable for high vibration environments and is ideal for heavy-duty applications.



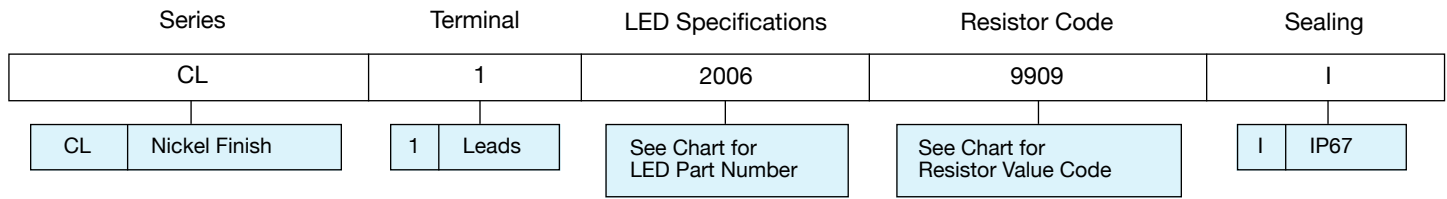
### Application

- Status Indication
- Signaling
- Remote Power Indication
- Maritime, Oil and Gas Industry
- Automation and Control
- Maintenance and Warning Indication
- Safety and Emergency
- Main Power Indication
- Aircraft/Military Instrumentation

### Key Features

- For panel hole diameter: 0.555" (14mm)
- Panel thickness up to .354" (9mm)
- Prominent LED indicator for increased visibility
- Internally potted-suitable for high vibration applications
- Designed for extreme, harsh and outdoor environments
- Available in operating voltage of 2V to 60V, 120VAC, and 240VAC
- Offered with 6" 24 AWG wire leads, red (anode) and black(cathode)
- Mil Spec MIL-W22759/33 wire
- Robust nickel-plated brass housing
- Available in four single colors: red, yellow, green, and blue
- Available in red/green bi-color
- Viewing angle: 20°-50° (dependent on model)
- Mounting hardware provided: hex nut, spacer, and gasket
- Thread size: M14\*1.0mm
- Mounting torque: 20 ± 2 in-lb ( 2.26 ± 0.23 N-mm )
- Resistant to vandal, shock, and vibration
- For custom cable length, connectors or colors contact VCC
- RoHS and REACH Compliant

# Ordering Data



Example:

**CL-1-2006-9909-I**

CL Nickel Finish, Wire Leads, Red LED 12 Volt, IP67

## LED Specification Chart Electrical and Optical Characteristics (TA = 25°C)

LED Part Numbers	Color	Luminous Intensity (mcd) Typ. @ IF (mA)	VF Typ. @ IF (mA)	Viewing Angle (2θ <sup>1/2</sup> )	Peak Wavelength (nm)
------------------	-------	---	-------------------	------------------------------------	----------------------

### SINGLE COLOR

2006	Red	100	20	2.0	20	30°	627
2007	Yellow	500.0	20	2.0	20	30°	590
2008	Green	100.0	20	2.1	20	30°	574
2004	Blue	400.0	20	3.3	20	20°	460

### BI-COLOR

2005	Red	750.0	20	1.95	20	50°	645
	Green	130.0	20	2.1	20		574

## Resistor Chart Operating Specification

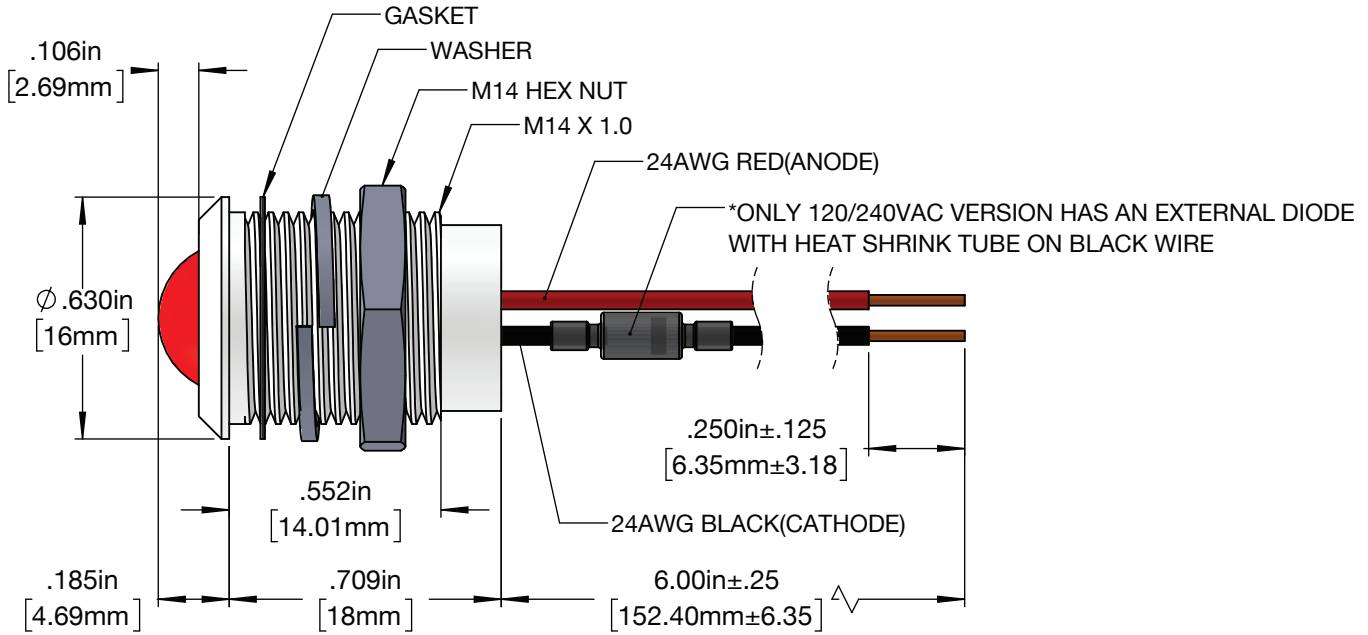
Resistor Value Code	Voltage	Current (mA)	Resistor Value (Ohms) Green, Yellow Red, Bicolor LED	Resistor Value (Ohms) Blue LED
---------------------	---------	--------------	--	--------------------------------

0000	2	20	None	Not Available
9907	5	20	150	
9922	5	20		65
9908	12	20	511	
9909	12	20		357
9910	24	20	1100	
9911	24	20		953
9912	48	9	4870	
9913	48	9		4530
9914	60	7	8250	
9915	60	7		7500
0120	120VAC	7	16500	Contact VCC
0240	240VAC	3.5	66400	Contact VCC

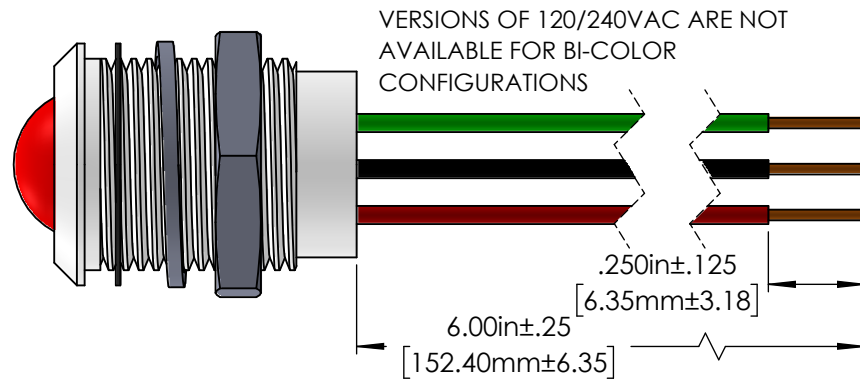
**Note:** Bi-Color not available in AC voltages

# Product Dimensions

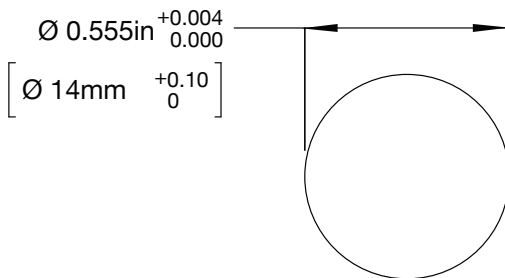
## CL Series Wire Leads



## CL Series Bi-Color



## Recommended Mounting Hole



### Notes:

1. All dimensions are in inches [millimeters]
2. Tolerance is  $\pm$ [0.25] 0.01 unless otherwise noted.
3. The specifications, characteristics and technical data described in the datasheet are subject to change without prior notice.