



## CMD69273P

### Low PIM 2-Port MIMO Ceiling Mount Antenna 698-960 MHz / 1710-2700 MHz

The CMD69273P, using patent-pending technology, is an indoor broadband low PIM 2-port MIMO omnidirectional ceiling mount antenna. It is designed to provide pattern coverage optimized for indoor requirements at 698-960 MHz and 1710-2700 MHz frequency bands. The individual antenna elements are designed with linear H/V-polarization components oriented to radiate a pattern that has been specifically shaped to deliver optimal performance from a ceiling mount location.

#### FEATURES AND BENEFITS

- Mounts directly and easily to ceiling tile
- Two radiating elements optimized for indoor MIMO applications
- Low cross correlation between radiating elements
- Low passive intermodulation
- Complete cellular and 3G/4G data communications
- Full Plenum rating allows for above-ceiling installations

#### ELECTRICAL SPECIFICATIONS

Operating Frequency (MHz)	698-806	824-894	880-960	1710-1880	1850-1990	1910-2170	2300-2500	2500-2700
VSWR - Avg	<1.7:1	<1.7:1	<1.7:1	<1.8:1	<1.7:1	<1.7:1	<1.5:1	<1.5:1
VSWR - Max	2.0:1							
Gain - Min (dBi)	3.1	3.1	2.8	5.9	4.5	4.3	5.9	6.9
Gain Horizon 30° - Max (dBi)	3.9	3.8	3.5	6.8	5.1	4.7	6.3	7.4
PIM - 2x20W - Typ (dBi)	< -154			< -155				
PIM - 2x20W - Max (dBi)	< -150							
Efficiency (%)								
Isolation - 2 (dB)	< -20	< -22	< -18	< -26	< -25	< -22	< -20	< -20
Nominal Impedance (Ohms)	-50							
Max Power - Ambient 25°C (W)	50							
Power Handling (W)								
Polarization	Linear H/V for each Radiator							
Azimuth Beamwidth	Omnidirectional							

## MECHANICAL SPECIFICATIONS

Dimensions - diameter x height - mm (in.)	218.7 (8.61) x 43.5 (1.71)
Weight - kg (oz.)	0.41 (14.46)
Radome	PC /ABS, UV stable
Mounting	Ceiling mount (flush mount with screws and anchors)

## ENVIRONMENT SPECIFICATIONS

Operating Temperature - °C (°F)	-30 to +70°C (-22 to +158°F)
Storage Temperature - °C (°F)	-40 to +85°C (-40 to +185°F)
Flammability Rating	UL 94V0 Materials
Material Substance Compliance	RoHS Compliant
Standard for Safety: Information Technology Equipment	UL/CSA/EN/IEC/CB-Scheme 60950-1 Listed
Standard for Safety: Fire and Smoke (Plenum)*	UL 2043 Certified

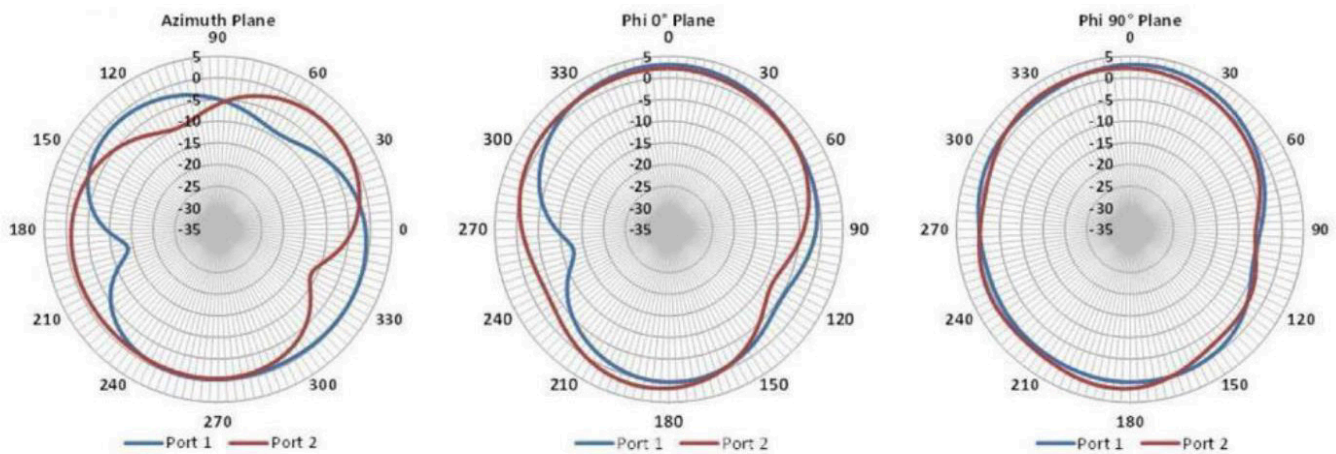
\* Antenna (with cables) - fully Plenum-compliant

## CONFIGURATION

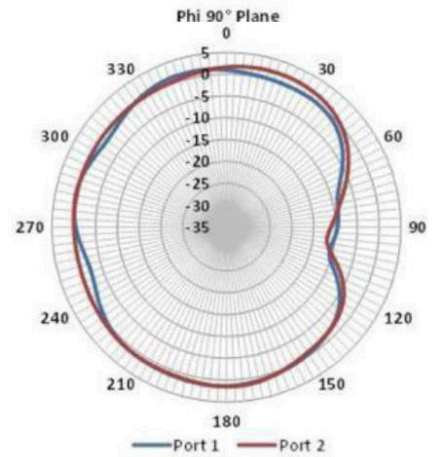
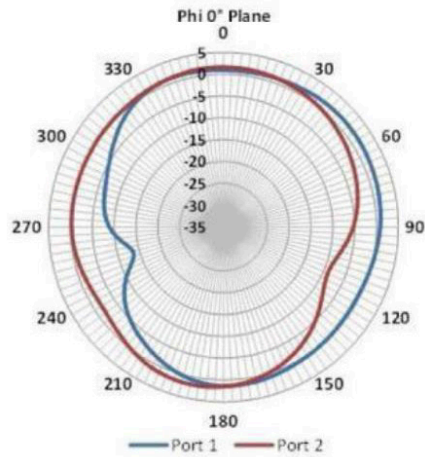
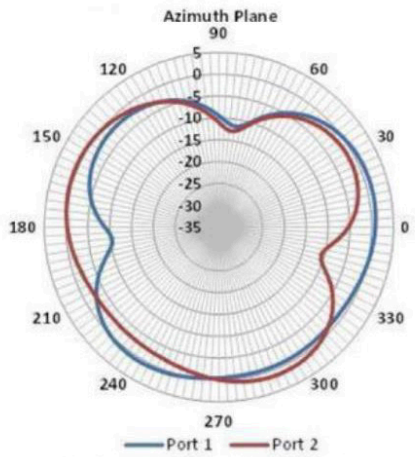
PART NUMBER	CABLE LENGTH	CONNECTOR
CMD69273P-FNF	N/A (direct connect)	Dual Type N-female
CMD69273P-30NF	Dual 30 cm (12 in.)	Dual Type N-female
CMD69273P-46NF	Dual 46 cm (18 in.)	Dual Type N-female
CMD69273P-30D41F	Dual 30 cm (12 in.)	Dual 4.1-9.5 DIN female
CMD69273P-30D43F	Dual 30 cm (12 in.)	Dual 4.3-10 DIN female

## RADIATION PATTERNS

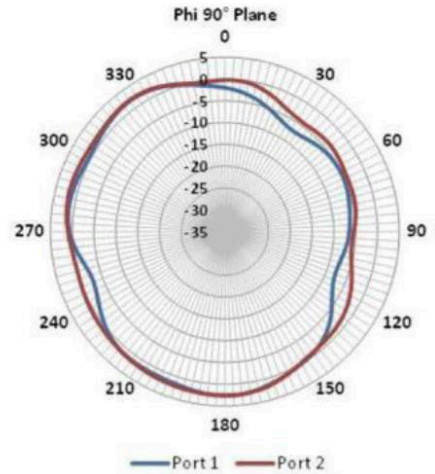
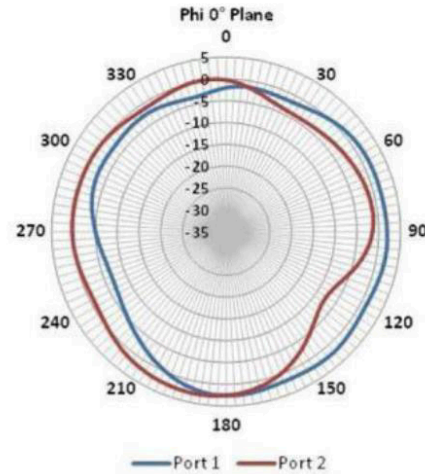
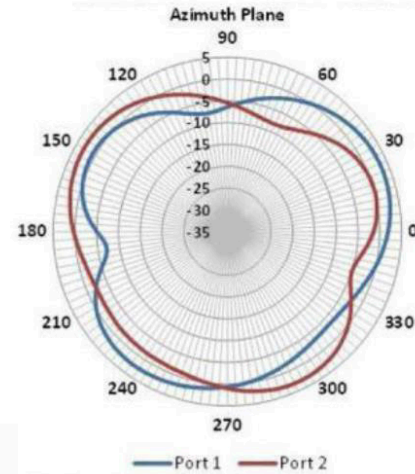
### 698 MHz



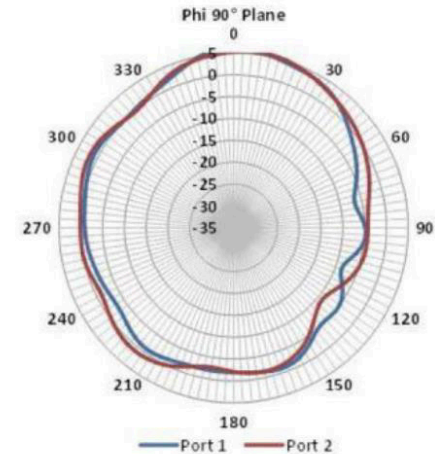
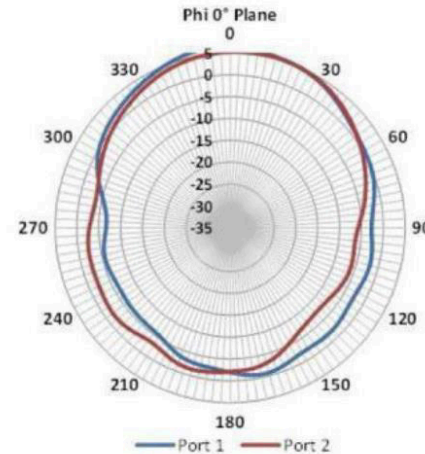
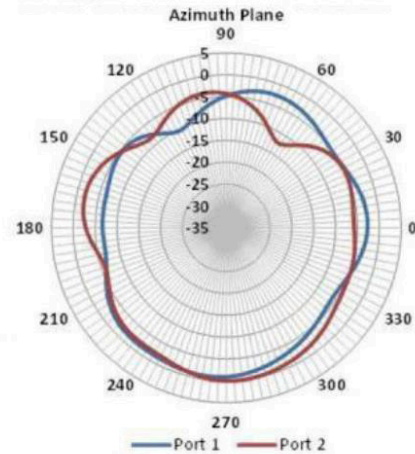
## 880 MHz



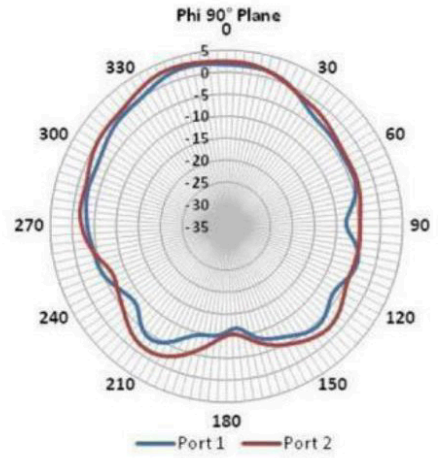
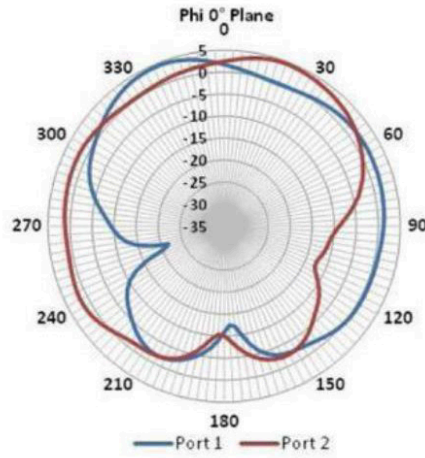
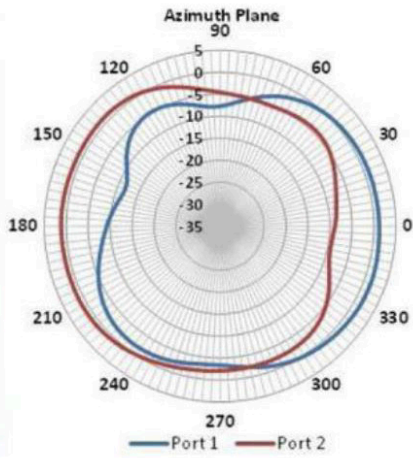
## 960 MHz



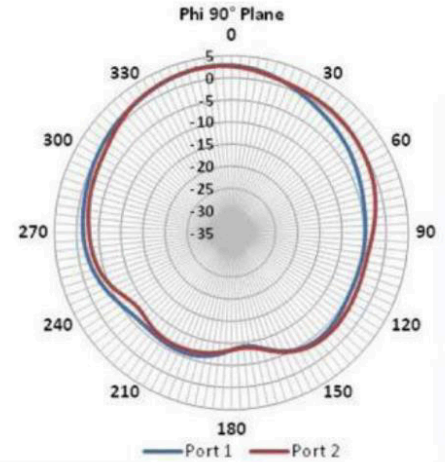
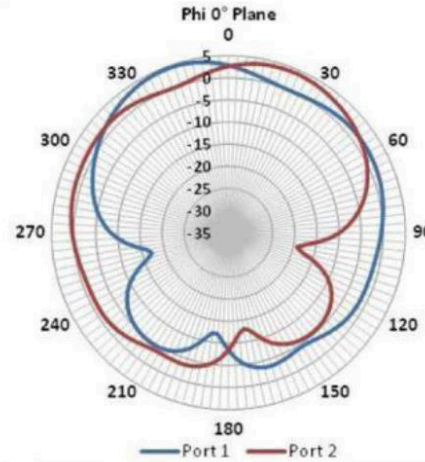
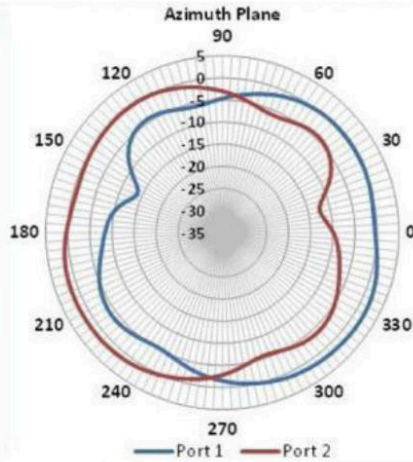
## 1710 MHz



## 1950 MHz



## 2170 MHz



## 2700 MHz

