



Features

- Radial leaded devices
- Aids compliance with:
 - ITU-T K.20/21/45
 - Telcordia GR-1089-CORE
 - UL 60950, 3rd Ed.
- Narrow resistance tolerance
- Agency recognition: [®]
- RoHS compliant*

Applications

Used as a secondary overcurrent protection device in:

- Customer Premise Equipment (CPE)
- Central Office (CO)
- Access equipment

CMF-RL Series - Telecom CPTC Resettable Fuses

Electrical Characteristics

Model	Induction Voltage Withstand	Rated Voltage (Vr)	Rated Resistance (Rn)		Packaging Resistance Matching	Hold Current	Trip Current	I _{max} @ 230 Vac	Time to Trip @ I _{max} / Vr
	VAC	Volts	Ohms	Tolerance	Ohms @ 25 °C	Amps @ 25 °C	Amps @ 25 °C	Amps @ 25 °C	Seconds @ 25 °C
CMF-RL10	600	60 Vdc	10	±20 %	± 0.5	0.15	0.30	3	≤ 0.45
CMF-RL10-10	600	60 Vdc	10	±10 %	± 0.5	0.15	0.30	3	≤ 0.45
CMF-RL25**	600	230 Vac	25	±20 %	± 0.5	0.100	0.200	3	≤ 0.3
CMF-RL25U**	600	230 Vac	25	±20 %	± 0.5	0.060	0.150	0.9	≤ 0.5
CMF-RL35	600	230 Vac	35	±20 %	± 0.5	0.080	0.220	3	≤ 0.15
CMF-RL35-10	600	230 Vac	35	±10 %	± 0.5	0.080	0.220	3	≤ 0.15
CMF-RL35A**	600	230 Vac	35	±20 %	± 0.5	0.080	0.220	3	≤ 0.15
CMF-RL35A-10**	600	230 Vac	35	±10 %	± 0.5	0.080	0.220	3	≤ 0.15
CMF-RL50	600	230 Vac	50	±20 %	± 0.5	0.065	0.150	3	≤ 0.15
CMF-RL50-10	600	230 Vac	50	±10 %	± 0.5	0.065	0.150	3	≤ 0.15
CMF-RL50A**	600	230 Vac	50	±20 %	± 0.5	0.050	0.100	3	≤ 0.1
CMF-RL50A-10**	600	230 Vac	50	±10 %	± 0.5	0.050	0.100	3	≤ 0.1
CMF-RL55	600	230 Vac	55	±20 %	± 0.5	0.060	0.150	3	≤ 0.15
CMF-RL55-10	600	230 Vac	55	±10 %	± 0.5	0.060	0.150	3	≤ 0.15
CMF-RL55A**	600	230 Vac	55	±20 %	± 0.5	0.050	0.100	3	≤ 0.1
CMF-RL55A-10**	600	230 Vac	55	±10 %	± 0.5	0.050	0.100	3	≤ 0.1

Operating Temperature Range: -40°C to +125 °C

** UL recognition pending

Test Procedures And Requirements For Model CMF-RL Series

Test	Primary Protection	Test Condition	Requirements
Mains Power Contact - ITU-T K.20, K.21	None	230 V rms, 10 ohms, 15 Min.	(Ri-Rf) / Ri < ±10 %
Power Induction - ITU-T K.20, K.21	None	600V rms, 600 ohms, 0.2 seconds, 10 cycles, every 1 Min.	(Ri-Rf) / Ri < ±10 %
Power Induction - ITU-T K.20, K.21	GDT	600 V rms, 600 ohms, 1 second, 10 cycles, every 1 Min.	(Ri-Rf) / Ri < ±10 %
Power Induction - ITU-T K.20, K.21	GDT	600 V rms, 200 ohms, 1 second, 10 cycles, every 1 Min.	(Ri-Rf) / Ri < ±10 %
Lightning Surge - ITU-T K.20, K.21		10/700 μs, 25 ohms, 1.0 kV, 10 Tests, every 1 Min.	(Ri-Rf) / Ri < ±10 %
Lightning Surge		10/1000 μs, 40 ohms, 1.0 kV, 30 Tests, every 3 Min.	(Ri-Rf) / Ri < ±10 %

Ri = R initial Rf = R final

Test	Model	Test Condition	Passing Criteria
UL 1950	CMF-RL50***	600 V / 2.2 A for 30 minutes 600 V / 7 A for 5 seconds 600 V / 40 A for 1.5 seconds	No charring cheesecloth indicator

***For other models, please contact Bourns.

UL File Number E307915 <http://www.ul.com/> Follow link to Online Certificates Directory, then enter UL File No. E307915 or [click here](#)

Environmental Characteristics

Moisture Sensitivity Level 1
ESD Classification (HBM) Class 6



WARNING Cancer and Reproductive Harm
www.P65Warnings.ca.gov

* RoHS Directive 2015/863, Mar 31, 2015 and Annex.

Specifications are subject to change without notice.

Users should verify actual device performance in their specific applications.

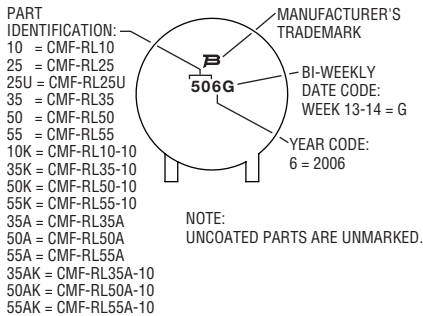
The products described herein and this document are subject to specific legal disclaimers as set forth on the last page of this document, and at www.bourns.com/docs/legal/disclaimer.pdf.

CMF-RL Series - Telecom CPTC Resettable Fuses



Typical Part Marking

Represents total content. Layout may vary.



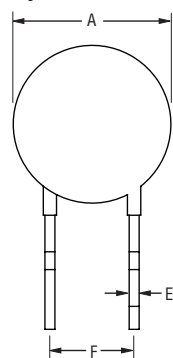
How to Order

Product Designator _____ **CMF - RL 50** _____ **A - 10 - 0**
Style _____
 RL = Telecom Radial Leaded CPTC
Rated Resistance (RN) _____
 10-55 (10 Ohms - 55 Ohms)
Uncoated Option _____
 U = Uncoated Part Blank = Standard Part
Size Option _____
 A = Reduced Size Blank = Standard Size
Rated Resistance Tolerance _____
 -10 = ±10 % Blank = ±20 % (Standard)
Packaging Options _____
 - 0 = Bulk Packaging - Tray or Bag
 Alternative tolerances, resistances and lead lengths available on request.

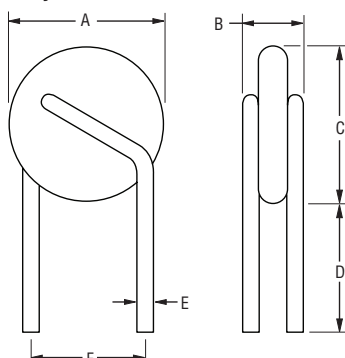
Product Dimensions

Model	A	B	C	D	E	F	Characteristics	
	Max.	Max.	Max.	Nom.	Nom.	Nom.	Material	Style
CMF-RL10 CMF-RL10-10	$\frac{9.8}{(0.366)}$	$\frac{5.0}{(0.197)}$	$\frac{14.0}{(0.551)}$	$\frac{2.84 \sim 3.84}{(0.112 \sim 0.151)}$	$\frac{0.6 \pm 0.05}{(0.024 \pm 0.002)}$	$\frac{5.0 \pm 1.5}{(0.197 \pm 0.059)}$	Sn/Cu	1
CMF-RL25	$\frac{9.8}{(0.386)}$	$\frac{5.0}{(0.197)}$	$\frac{14.0}{(0.551)}$	$\frac{2.84 \sim 3.84}{(0.112 \sim 0.151)}$	$\frac{0.6 \pm 0.05}{(0.024 \pm 0.002)}$	$\frac{5.0 \pm 1.5}{(0.197 \pm 0.059)}$	Sn/Cu	1
CMF-RL25U	$\frac{5.2}{(0.205)}$	$\frac{3.5}{(0.138)}$	$\frac{5.2}{(0.205)}$	$\frac{25}{(0.984)}$ MIN.	$\frac{0.6 \pm 0.05}{(0.024 \pm 0.002)}$	$\frac{5.0 \pm 1.5}{(0.197 \pm 0.059)}$	Sn/Cu	2
CMF-RL35 CMF-RL35-10	$\frac{9.8}{(0.386)}$	$\frac{5.0}{(0.197)}$	$\frac{14.0}{(0.551)}$	$\frac{2.84 \sim 3.84}{(0.112 \sim 0.151)}$	$\frac{0.6 \pm 0.05}{(0.024 \pm 0.002)}$	$\frac{5.0 \pm 1.5}{(0.197 \pm 0.059)}$	Sn/Cu	1
CMF-RL35A CMF-RL35A-10	$\frac{8.5}{(0.335)}$	$\frac{4.5}{(0.177)}$	$\frac{13.0}{(0.512)}$	$\frac{2.84 \sim 3.84}{(0.112 \sim 0.151)}$	$\frac{0.6 \pm 0.05}{(0.024 \pm 0.002)}$	$\frac{5.0 \pm 1.5}{(0.197 \pm 0.059)}$	Sn/Cu	1
CMF-RL50 CMF-RL50-10	$\frac{9.8}{(0.386)}$	$\frac{5.0}{(0.197)}$	$\frac{14.0}{(0.551)}$	$\frac{2.84 \sim 3.84}{(0.112 \sim 0.151)}$	$\frac{0.6 \pm 0.05}{(0.024 \pm 0.002)}$	$\frac{5.0 \pm 1.5}{(0.197 \pm 0.059)}$	Sn/Cu	1
CMF-RL50A CMF-RL50A-10	$\frac{7.5}{(0.295)}$	$\frac{4.5}{(0.177)}$	$\frac{13.0}{(0.512)}$	$\frac{2.84 \sim 3.84}{(0.112 \sim 0.151)}$	$\frac{0.6 \pm 0.05}{(0.024 \pm 0.002)}$	$\frac{5.0 \pm 1.5}{(0.197 \pm 0.059)}$	Sn/Cu	1
CMF-RL55 CMF-RL55-10	$\frac{9.8}{(0.386)}$	$\frac{5.0}{(0.197)}$	$\frac{14.0}{(0.551)}$	$\frac{2.84 \sim 3.84}{(0.112 \sim 0.151)}$	$\frac{0.6 \pm 0.05}{(0.024 \pm 0.002)}$	$\frac{5.0 \pm 1.5}{(0.197 \pm 0.059)}$	Sn/Cu	1
CMF-RL55A CMF-RL55A-10	$\frac{7.5}{(0.295)}$	$\frac{4.5}{(0.177)}$	$\frac{13.0}{(0.512)}$	$\frac{2.84 \sim 3.84}{(0.112 \sim 0.151)}$	$\frac{0.6 \pm 0.05}{(0.024 \pm 0.002)}$	$\frac{5.0 \pm 1.5}{(0.197 \pm 0.059)}$	Sn/Cu	1

Style 1



Style 2



DIMENSIONS: $\frac{\text{MM}}{\text{(INCHES)}}$

Bulk Packaging Specifications

CMF-RL25U &
 CMF-RL50A-10 700 pcs. per bag
 All other models..... 300 pcs. per tray