

**SERIES:** CMS-151135-076X | **DESCRIPTION:** SPEAKER**FEATURES**

- micro-speaker
- 6  $\Omega$  impedance
- rated 0.7 W
- 5 available termination options

**SPECIFICATIONS**

parameter	conditions/description	min	typ	max	units
input power	max power: as per IEC-268-5, in 1 cc box		0.7	1.0	W
impedance	at 2.0 kHz, 2.05 Vrms	5.1	6	6.9	$\Omega$
coil resistance		4.59	5.4	6.21	$\Omega$
resonant frequency (Fo)	at 1.0 Vrms in free air, 10 cm	480	600	720	Hz
	at 2.05 Vrms in 1 cc box, 10 cm	720	900	1,080	Hz
frequency response		100		20,000	Hz
sound pressure level	at 0.7 W, 10 cm, avg 0.8, 1.0, 1.5, 2.0 kHz, 1 cc box	89	92	95	dB
distortion	at 800~1,200 Hz, 2.05 Vrms, 10 cm			15	%
	at 1,201~5,000 Hz, 2.05 Vrms, 10 cm			10	%
buzz, rattle, etc.	must be normal at sine wave, 0.2~2 kHz, 1 cc box			2.05	Vrms
polarity	cone moves forward w/ positive dc current to "+" terminal				
dimensions	15 x 11 x 3.5				mm
magnet	Nd-Fe-B				
cone material	mylar				
weight			1.5		g
operating temperature		-20		70	$^{\circ}$ C
storage temperature		-40		85	$^{\circ}$ C
hand soldering	for maximum 3 seconds (N/A for spring contacts)			380	$^{\circ}$ C
RoHS	yes				

Notes: 1. All specifications measured at 15~35 $^{\circ}$ C, humidity at 25~75%, under 86~106 kPa pressure, unless otherwise noted.

**PART NUMBER KEY****CMS-151135-076 XX**

Base Number

Termination Options:

S = spring contacts

SP = solder pads

L100 = wire leads, no connector

L100A = wire leads with Molex housing 51021-0200

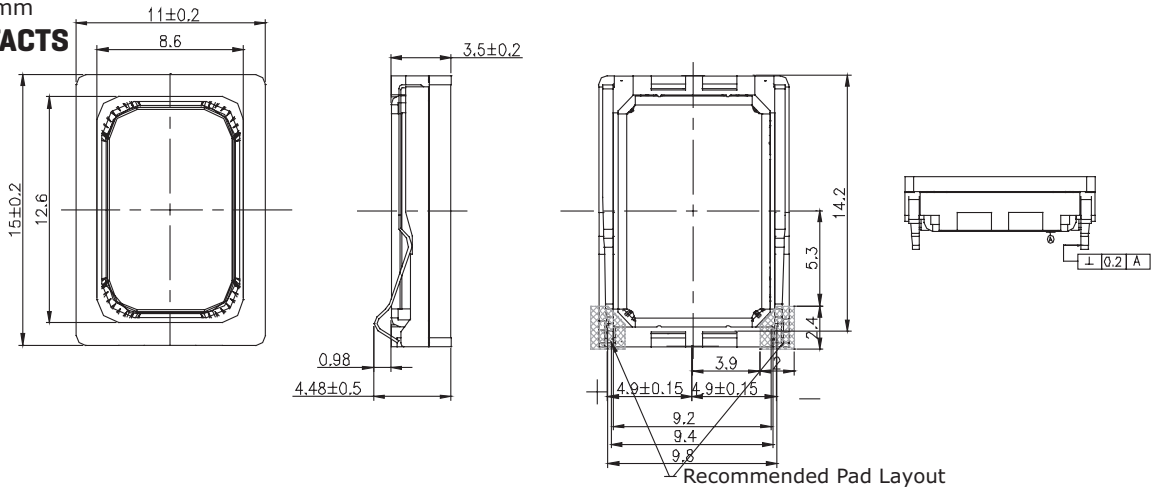
L100B = wire leads with JST housing SHR-02V-S-B

## MECHANICAL DRAWINGS

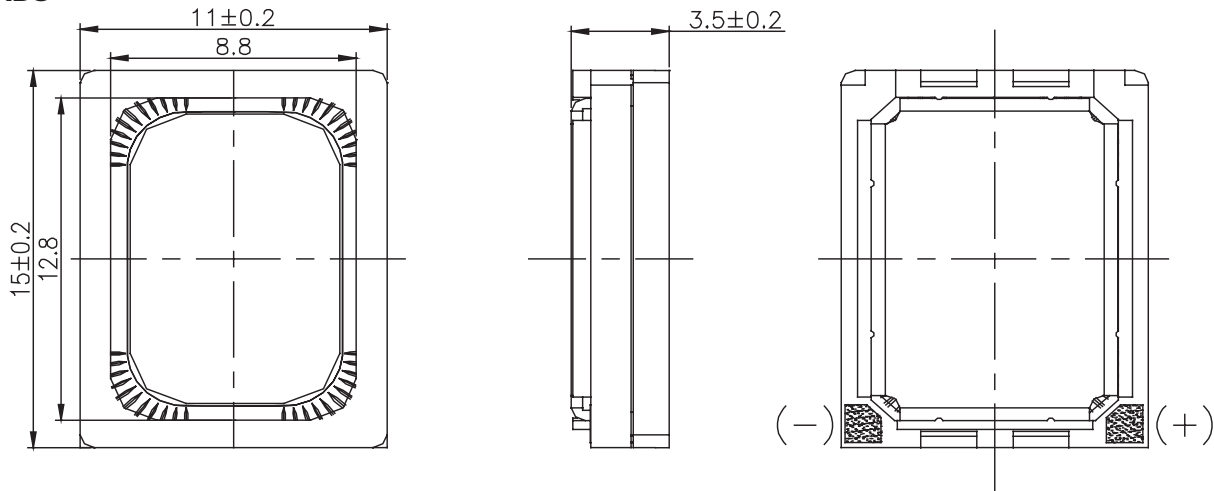
units: mm

tolerance:  $\pm 0.2$  mm

### SPRING CONTACTS



### SOLDER PADS

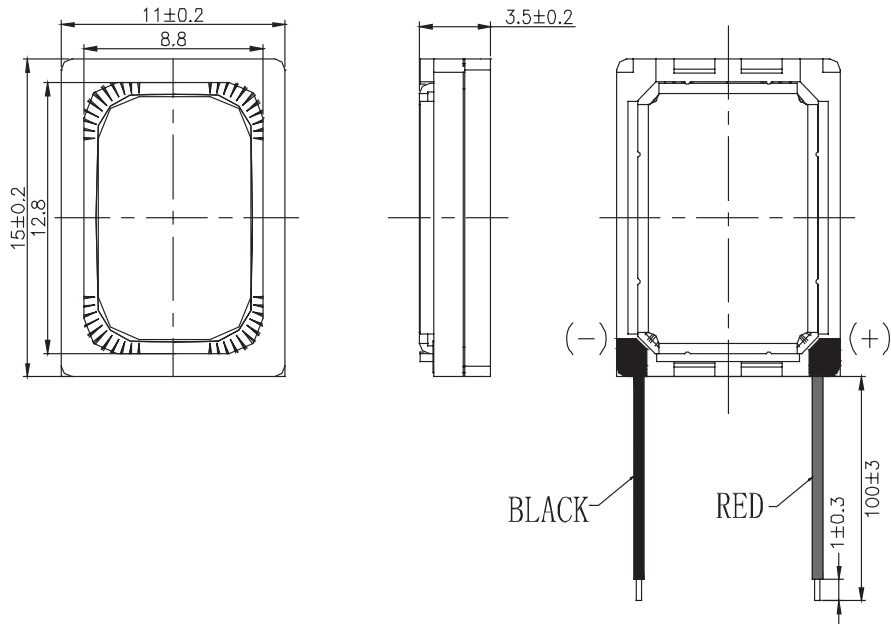


## MECHANICAL DRAWINGS (CONTINUED)

units: mm  
tolerance:  $\pm 0.2$  mm

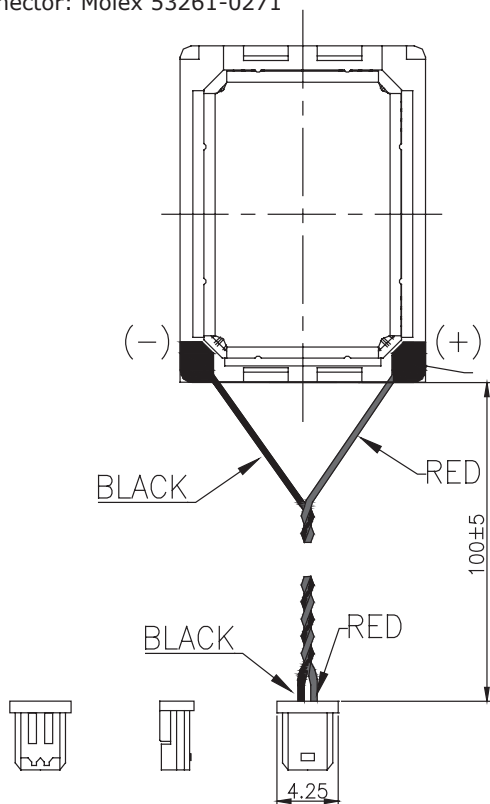
### WIRE LEADS, NO CONNECTOR

wire: UL 1571 32 AWG



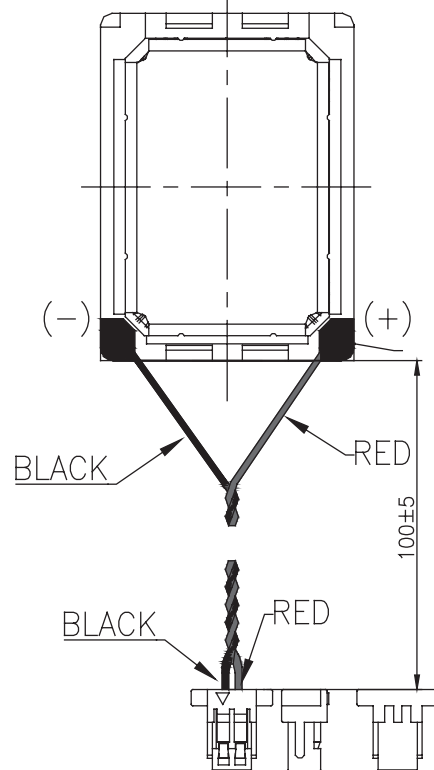
### WIRE LEADS WITH MOLEX CONNECTOR

wire: UL 1571 30 AWG  
connector: Molex 51021-0200  
mating connector: Molex 53261-0271



### WIRE LEADS WITH JST CONNECTOR

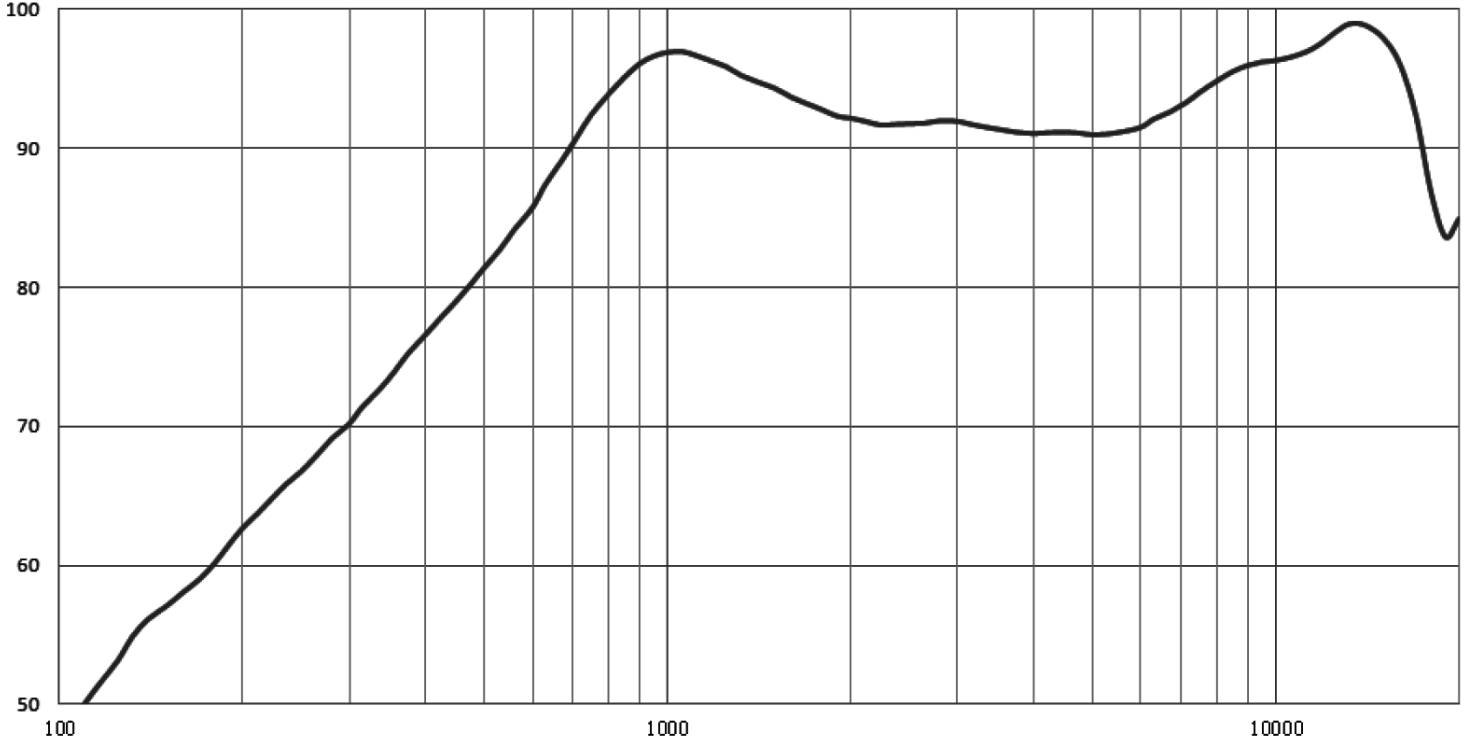
wire: UL 1571 30 AWG  
connector: JST SHR-02V-S-B  
mating connector: JST BM02B-SRSS-TB



## RESPONSE CURVES

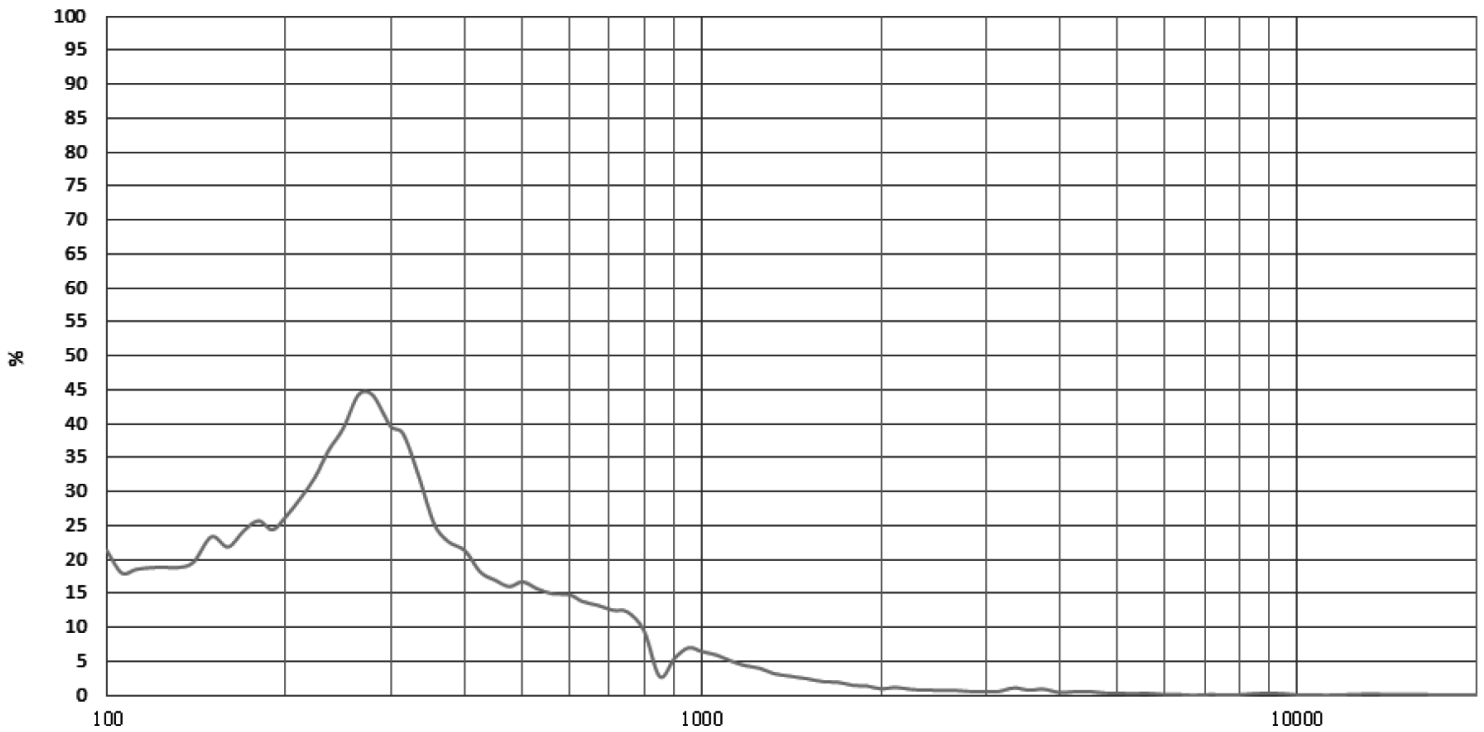
### Frequency Response Curve

Test Conditions: 2.05 Vrms / 10 cm in 1 cc box



### Total Harmonic Distortion Curve

Test Conditions: 2.05 Vrms / 10 cm in 1 cc box



## PACKAGING

units: mm

Tray Size: 290 x 215 mm  
 Tray QTY: 100 pcs per tray  
 Carton Size: 470 x 300 x 310 mm  
 Carton QTY: 5,000 pcs per carton

