

SERIES: CMS-40504N-L152 | **DESCRIPTION:** SPEAKER**FEATURES**

- low profile
- 500 Hz resonant frequency
- wire leads with connector options

**SPECIFICATIONS**

parameter	conditions/description	min	typ	max	units
input power	maximum power: IEC-60268-5, filter 60s on/120s off, 10 cycles at room temp		2.0	2.5	W
impedance	at 2.0 kHz, 1.0 V	3.4	4	4.6	Ω
resonant frequency (Fo)	at 1.0 V	400	500	600	Hz
frequency response	output SPL -10 dB	Fo		7,000	Hz
sound pressure level	at 1.0 W, 0.1 m ave, at 0.8 ,1.0, 1.2, 1.5 kHz	97	100	103	dB
	at 2.0 W, 0.5 m ave, at 0.8 ,1.0, 1.2, 1.5 kHz	86	89	92	dB
distortion	at 1.0 kHz, 1.0 W			5	%
buzz, rattle, etc.	must be normal at sine wave between Fo ~ 10,000 Hz		2.83		V
dimensions	\varnothing 40 x 5.0				mm
magnet	Nd-Fe-B				
material	metal				
cone material	mylar				
terminal	wire leads				
weight			12.4		g
operating temperature		-30		70	$^{\circ}$ C
storage temperature		-40		85	$^{\circ}$ C
hand soldering	for maximum 3 seconds	370	380	390	$^{\circ}$ C
RoHS	yes				

Notes: 1. All specifications measured at 15~35 $^{\circ}$ C, humidity at 45~85%, under 86~106 kPa pressure, unless otherwise noted.

PART NUMBER KEY**CMS-40504N-L152 X**

Base Number

Termination Options:

"blank" = wire leads, no connector

A = wire leads with Molex housing 51021-0200

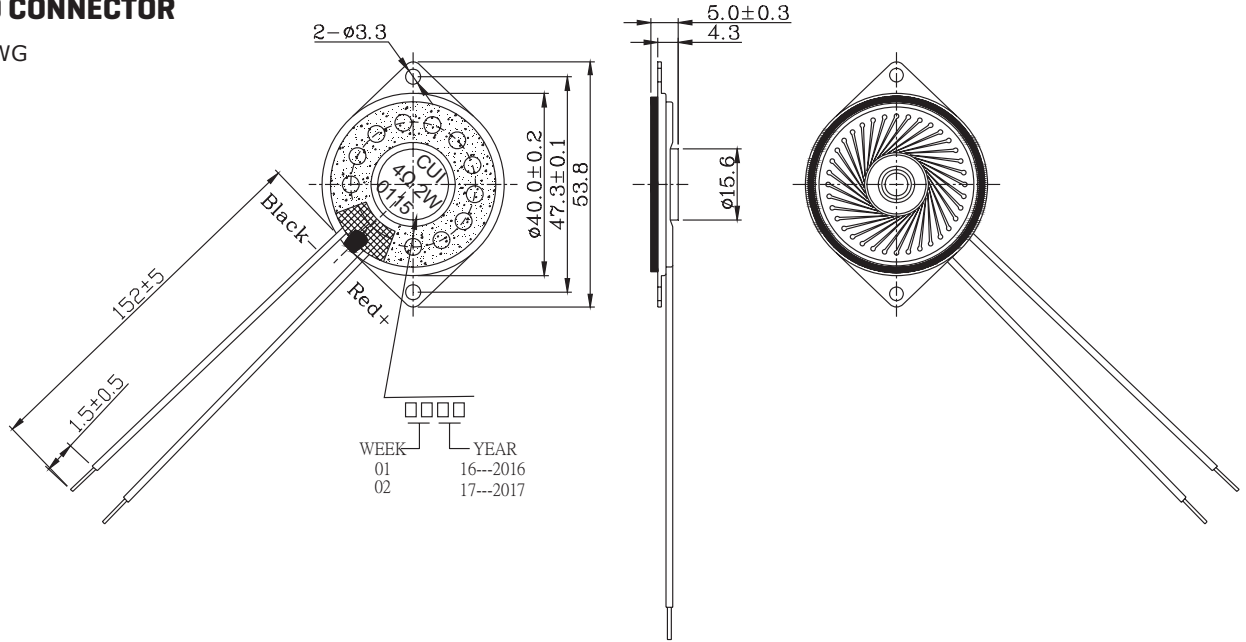
B = wire leads with JST housing SHR-02V-S-B

MECHANICAL DRAWINGS

units: mm
tolerance: ± 0.2 mm

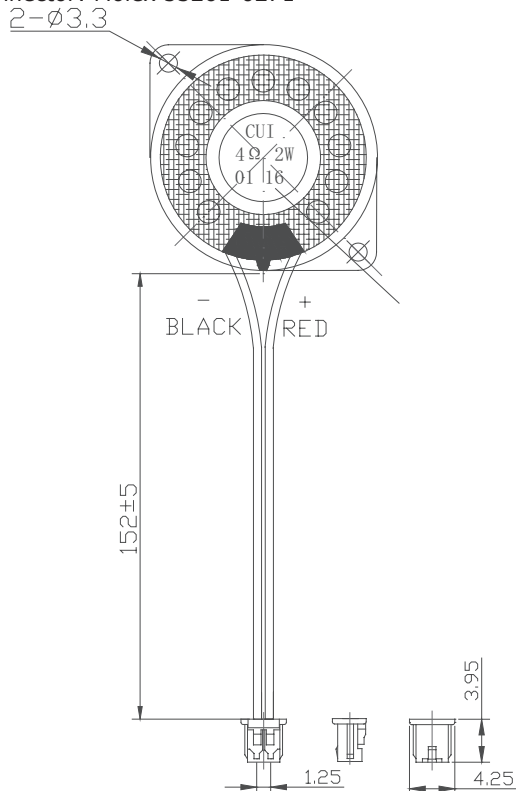
WIRE LEADS, NO CONNECTOR

wire: UL 1007 28 AWG



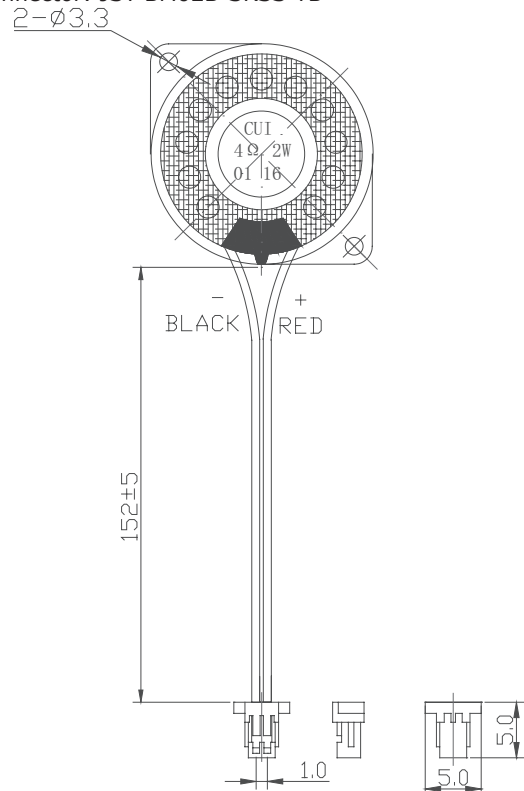
WIRE LEADS WITH MOLEX CONNECTOR

wire: UL 1571 28 AWG
connector: Molex 51021-0200
mating connector: Molex 53261-0271

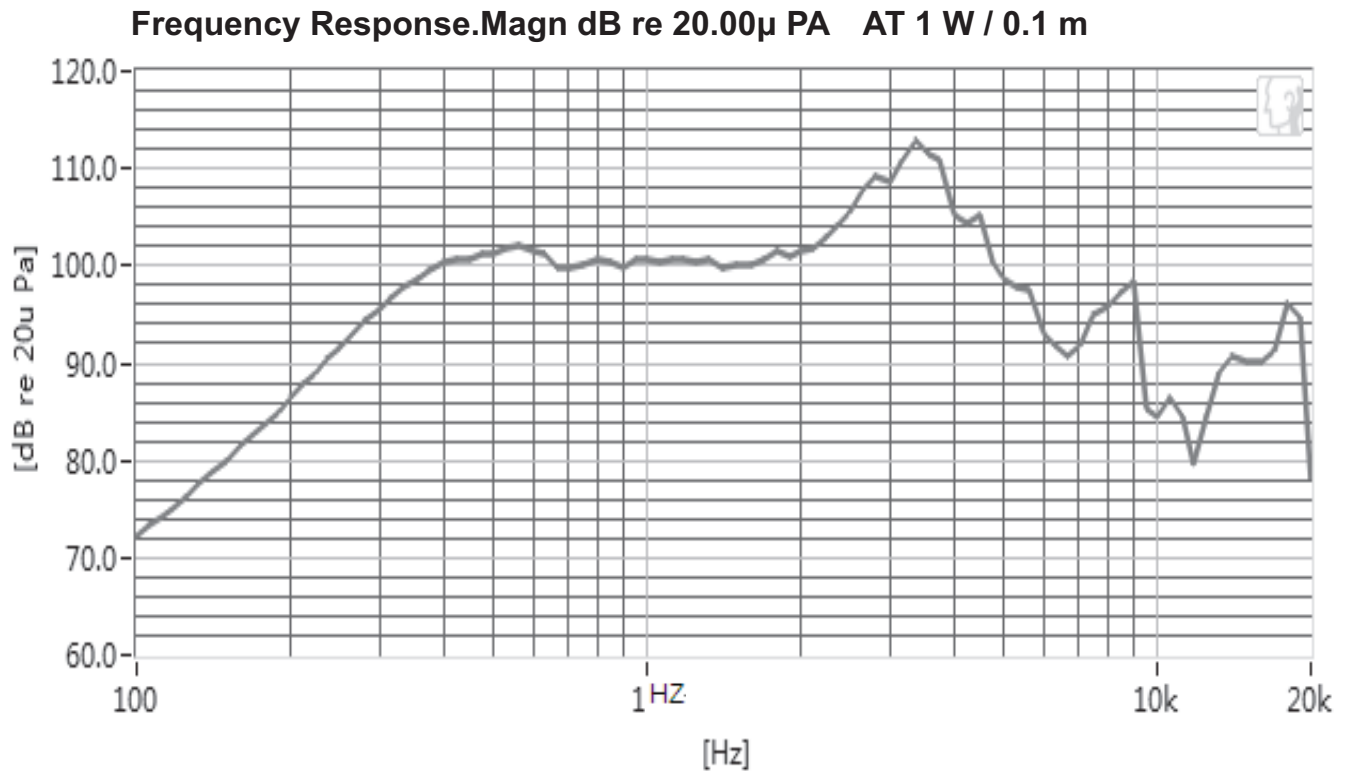


WIRE LEADS WITH JST CONNECTOR

wire: UL 1571 28 AWG
connector: JST SHR-02V-S-B
mating connector: JST BM02B-SRSS-TB



FREQUENCY RESPONSE CURVE



PACKAGING

units: mm

Tray Size: 330 x 250 X 13 mm
 Carton Size: 515 x 345 x 310 mm
 Tray QTY: 25 pcs per tray
 Carton QTY: 1,000 pcs per carton

