

FLORENTINA-HLD-RS

~10° real spot beam

SPECIFICATION:

Dimensions	285.6 x 19.5 mm
Height	9.5 mm
Fastening	clips
ROHS compliant	yes ⓘ

MATERIALS:


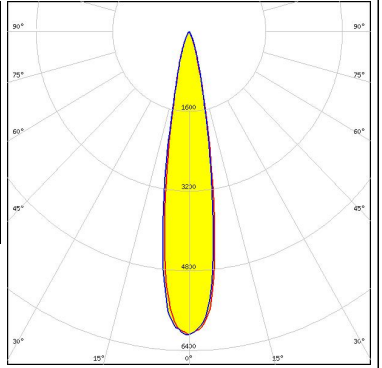

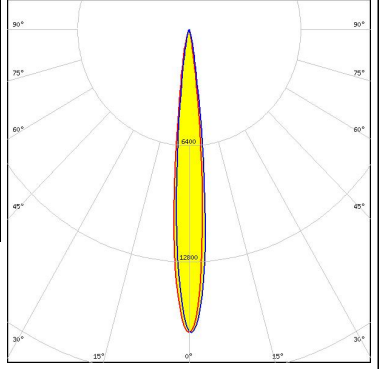

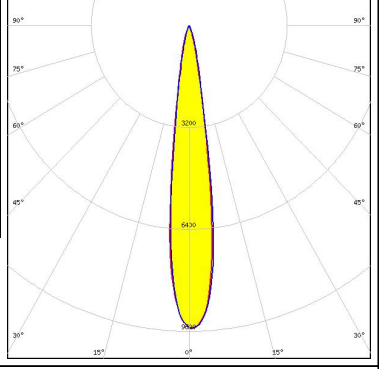

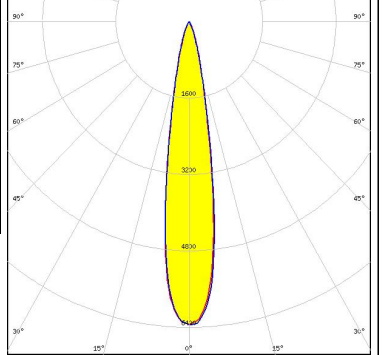
Component	Type	Material	Colour	Finish
TINA2-RS	Single lens	PMMA	clear	
FLORENTINA-HLD	Holder	PC	black	

ORDERING INFORMATION:

Component	Type	Qty in box	MOQ	MPQ	Box weight (kg)
CP14866_FLORENTINA-HLD-RS » Box size: 398 x 298 x 140 mm	Single lens	160	32	16	5.2



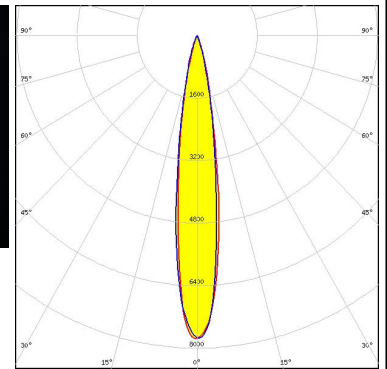
OPTICAL RESULTS (MEASURED):

<p>COMET ELECTRONICS</p> <p>LED QUICK FLUX LED FL-XG 1x12 xxx</p> <p>FWHM / FWTM 18.0° / 35.0°</p> <p>Efficiency 84 %</p> <p>Peak intensity 6.1 cd/lm</p> <p>LEDs/each optic 1</p> <p>Light colour White</p> <p>Required components: C14446_FLORENTINA-SHD</p>		
<p>CREE LEDs</p> <p>LED XP-E2</p> <p>FWHM / FWTM 11.0° / 21.0°</p> <p>Efficiency 84 %</p> <p>Peak intensity 16.7 cd/lm</p> <p>LEDs/each optic 1</p> <p>Light colour White</p> <p>Required components: C14446_FLORENTINA-SHD</p>		
<p>CREE LEDs</p> <p>LED XP-G2</p> <p>FWHM / FWTM 15.0° / 28.0°</p> <p>Efficiency 86 %</p> <p>Peak intensity 9.5 cd/lm</p> <p>LEDs/each optic 1</p> <p>Light colour White</p> <p>Required components: C14446_FLORENTINA-SHD</p>		
<p>CREE LEDs</p> <p>LED XP-G3</p> <p>FWHM / FWTM 18.0° / 35.0°</p> <p>Efficiency 84 %</p> <p>Peak intensity 6.4 cd/lm</p> <p>LEDs/each optic 1</p> <p>Light colour White</p> <p>Required components: C14446_FLORENTINA-SHD</p>		

OPTICAL RESULTS (MEASURED):

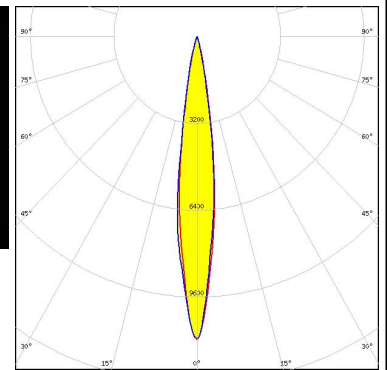
LUMILEDS

LED LUXEON Rebel ES
 FWHM / FWTM 16.0° / 32.0°
 Efficiency 82 %
 Peak intensity 7.8 cd/lm
 LEDs/each optic 1
 Light colour White
 Required components:
 C14446_FLORENTINA-SHD



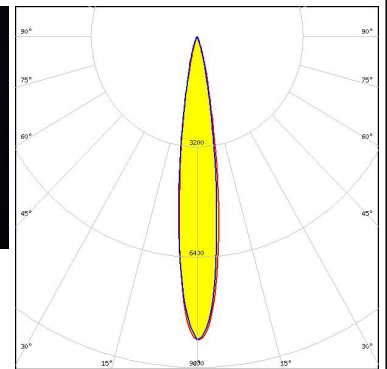

LUMILEDS

LED LUXEON Rebel Plus
 FWHM / FWTM 14.0° / 26.0°
 Efficiency 82 %
 Peak intensity 11.2 cd/lm
 LEDs/each optic 1
 Light colour White
 Required components:
 C14446_FLORENTINA-SHD



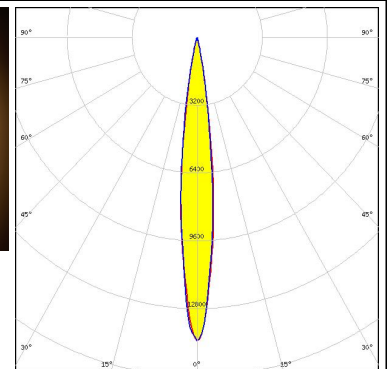
LUMILEDS

LED LUXEON TX
 FWHM / FWTM 15.0° / 30.0°
 Efficiency 83 %
 Peak intensity 8.8 cd/lm
 LEDs/each optic 1
 Light colour White
 Required components:
 C14446_FLORENTINA-SHD


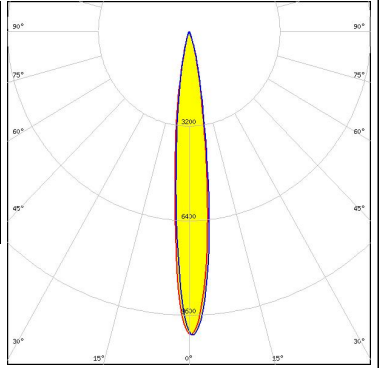

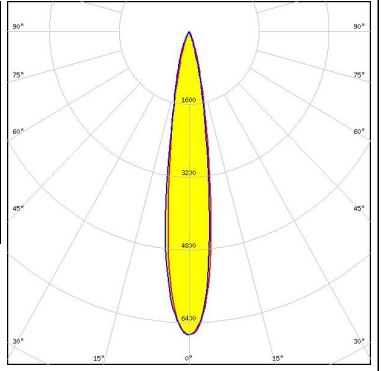

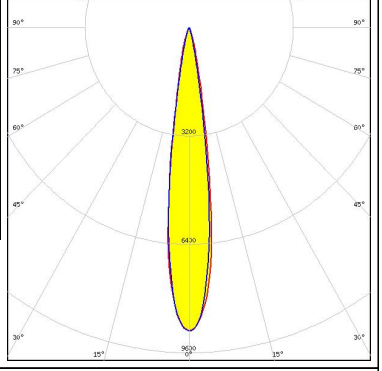

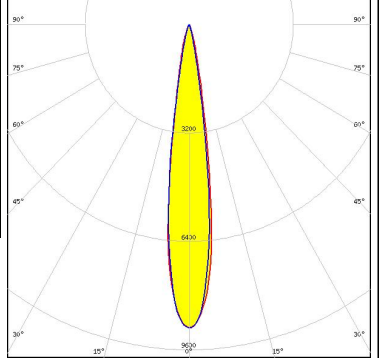


LUMILEDS

LED LUXEON Z ES
 FWHM / FWTM 13.0° / 24.0°
 Efficiency 84 %
 Peak intensity 14.3 cd/lm
 LEDs/each optic 1
 Light colour White
 Required components:
 C14446_FLORENTINA-SHD



OPTICAL RESULTS (MEASURED):

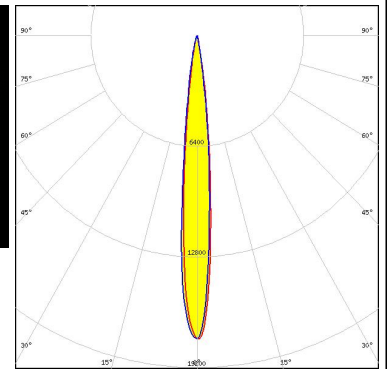
<p>NICHIA</p> <p>LED NCSxx19B FWHM / FWTM 13.0° / 28.0° Efficiency 80 % Peak intensity 10.3 cd/lm LEDs/each optic 1 Light colour White Required components: C14446_FLORENTINA-SHD</p>		
<p>NICHIA</p> <p>LED NVSxx19B/NVSxx19C FWHM / FWTM 16.0° / 34.0° Efficiency 79 % Peak intensity 6.7 cd/lm LEDs/each optic 1 Light colour White Required components: C14446_FLORENTINA-SHD</p>		
<p>OSRAM <small>Opto Semiconductors</small></p> <p>LED OSLON Square EC FWHM / FWTM 15.0° / 28.0° Efficiency 81 % Peak intensity 9 cd/lm LEDs/each optic 1 Light colour White Required components: C14446_FLORENTINA-SHD</p>		
<p>OSRAM <small>Opto Semiconductors</small></p> <p>LED OSLON Square EC FWHM / FWTM 15.0° / 28.0° Efficiency 81 % Peak intensity 9 cd/lm LEDs/each optic 1 Light colour White Required components: C14446_FLORENTINA-SHD</p>		

OPTICAL RESULTS (MEASURED):

OSRAM

Opto Semiconductors

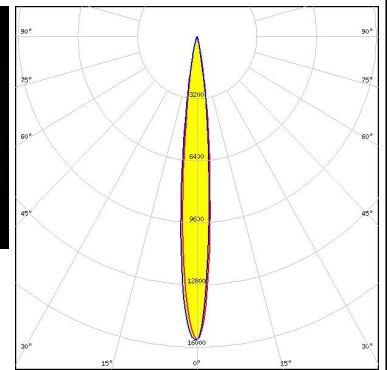
LED OSLOM SSL 150
 FWHM / FWTM 11.0° / 21.0°
 Efficiency 82 %
 Peak intensity 17.6 cd/lm
 LEDs/each optic 1
 Light colour White
 Required components:
 C14446_FLORENTINA-SHD



OSRAM

Opto Semiconductors

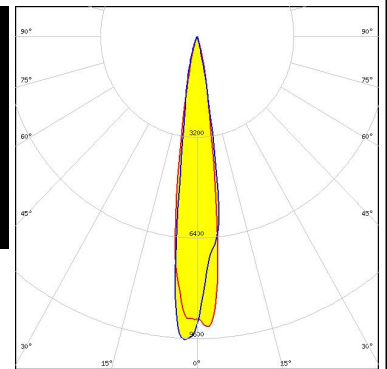

LED OSLOM SSL 150
 FWHM / FWTM 11.0° / 22.0°
 Efficiency 84 %
 Peak intensity 15.6 cd/lm
 LEDs/each optic 1
 Light colour White
 Required components:



OSRAM

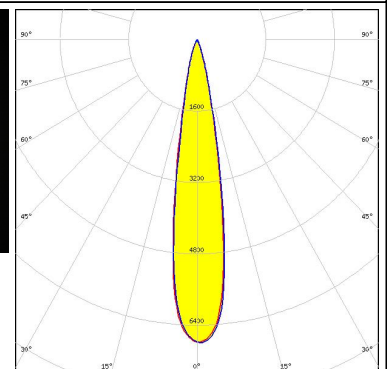

Opto Semiconductors

LED OSLOM SSL 80
 FWHM / FWTM 15.0° / 28.0°
 Efficiency 82 %
 Peak intensity 9.8 cd/lm
 LEDs/each optic 1
 Light colour White
 Required components:
 C14446_FLORENTINA-SHD



SAMSUNG

LED LH351B
 FWHM / FWTM 18.0° / 33.0°
 Efficiency 84 %
 Peak intensity 6.8 cd/lm
 LEDs/each optic 1
 Light colour White
 Required components:
 C14446_FLORENTINA-SHD

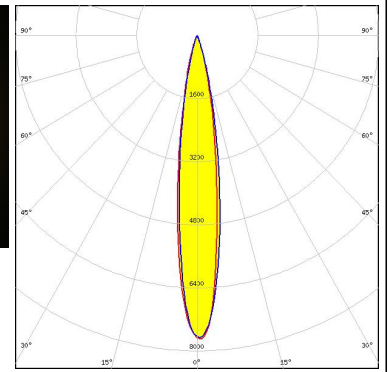



OPTICAL RESULTS (MEASURED):

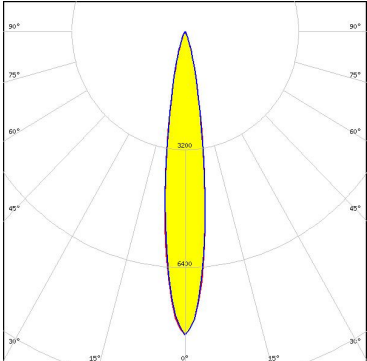
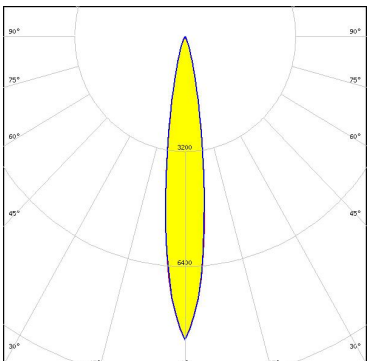
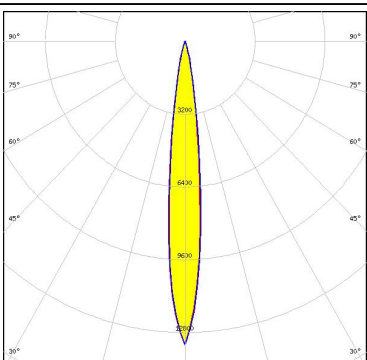
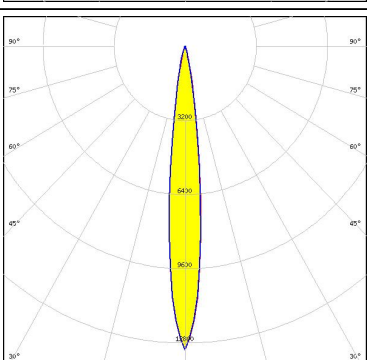
TOSHIBA

Leading Innovation >>>

LED	TL1L4
FWHM / FWTM	16.0° / 33.0°
Efficiency	82 %
Peak intensity	7.7 cd/lm
LEDs/each optic	1
Light colour	White
Required components:	
	C14446_FLORENTINA-SHD



OPTICAL RESULTS (SIMULATED):

<p>CREE LEDs</p> <p>LED J Series 3030 FWHM / FWTM 16.0° / 32.0° Efficiency 91 % Peak intensity 8.2 cd/lm LEDs/each optic 1 Light colour White Required components:</p>	
<p>CREE LEDs</p> <p>LED J Series 3030 FWHM / FWTM 16.0° / 32.0° Efficiency 88 % Peak intensity 8.4 cd/lm LEDs/each optic 1 Light colour White Required components: C14446_FLORENTINA-SHD</p>	
<p>CREE LEDs</p> <p>LED XB-D FWHM / FWTM 12.0° / 26.0° Efficiency 90 % Peak intensity 13.3 cd/lm LEDs/each optic 1 Light colour White Required components:</p>	
<p>CREE LEDs</p> <p>LED XD16 FWHM / FWTM 12.0° / 24.0° Efficiency 89 % Peak intensity 13.1 cd/lm LEDs/each optic 1 Light colour White Required components:</p>	

OPTICAL RESULTS (SIMULATED):

<p>NICHIA</p> <p>LED: NCSxE17A FWHM / FWTM: 11.0° / 22.0° Efficiency: 88 % Peak intensity: 22.4 cd/lm LEDs/each optic: 1 Light colour: White Required components: C14446_FLORENTINA-SHD</p>	
<p>NICHIA</p> <p>LED: NVSU119C FWHM / FWTM: 16.0° / 30.0° Efficiency: 92 % LEDs/each optic: 1 Light colour: UV-A Required components:</p>	
<p>NICHIA</p> <p>LED: NVSxE21A FWHM / FWTM: 13.0° / 26.0° Efficiency: 88 % Peak intensity: 14.7 cd/lm LEDs/each optic: 1 Light colour: White Required components: C14446_FLORENTINA-SHD</p>	
<p>NICHIA</p> <p>LED: NWSx229A FWHM / FWTM: 24.0° / 44.0° Efficiency: 86 % Peak intensity: 4 cd/lm LEDs/each optic: 1 Light colour: White Required components: C14446_FLORENTINA-SHD</p>	

OPTICAL RESULTS (SIMULATED):

