

### FLORENTINA-HLD-O-90

~35° + 15° oval beam. Variant with beam direction rotated 90°.

#### SPECIFICATION:

Dimensions	285.6 x 19.5 mm
Height	9.7 mm
Fastening	screw
ROHS compliant	yes ⓘ



#### MATERIALS:

Component	Type	Material	Colour	Finish
TINA2-XP-O	Single lens	PMMA	clear	
FLORENTINA-HLD	Holder	PC	black	

#### ORDERING INFORMATION:

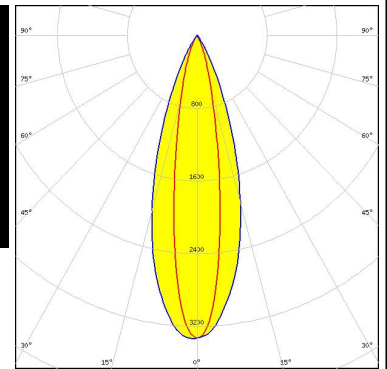

Component	Type	Qty in box	MOQ	MPQ	Box weight (kg)
CP15678_FLORENTINA-HLD-O-90 » Box size: 390 x 300 x 130 mm	Single lens	160	32	16	5.4



#### OPTICAL RESULTS (MEASURED):



**LED** QUICK FLUX LED FL-XG 1x12 xxx  
**FWHM / FWTM** 18.0 + 34.0° / 40.0 + 58.0°  
**Efficiency** 79 %  
**Peak intensity** 3.3 cd/lm  
**LEDs/each optic** 1  
**Light colour** White  
**Required components:**  
 C14446\_FLORENTINA-SHD



**LED** XP-E2  
**FWHM / FWTM** 35.0 + 12.0° / 83.0°  
**Efficiency** 83 %  
**Peak intensity** 5.1 cd/lm  
**LEDs/each optic** 1  
**Light colour** White  
**Required components:**  
 C14446\_FLORENTINA-SHD



**LED** XP-G2  
**FWHM / FWTM** 34.0 + 15.0° / 91.0°  
**Efficiency** 83 %  
**Peak intensity** 4.2 cd/lm  
**LEDs/each optic** 1  
**Light colour** White  
**Required components:**  
 C14446\_FLORENTINA-SHD



**LED** LUXEON Rebel ES  
**FWHM / FWTM** 33.0 + 17.0° / 94.0°  
**Efficiency** 79 %  
**Peak intensity** 3.6 cd/lm  
**LEDs/each optic** 1  
**Light colour** White  
**Required components:**  
 C14446\_FLORENTINA-SHD

#### OPTICAL RESULTS (MEASURED):

##### LUMILEDS

LED LUXEON Rebel Plus  
FWHM / FWTM 33.0 + 15.0° / 88.0°  
Efficiency 81 %  
Peak intensity 4.3 cd/lm  
LEDs/each optic 1  
Light colour White  
Required components:  
C14446\_FLORENTINA-SHD

##### LUMILEDS

LED LUXEON TX  
FWHM / FWTM 34.0 + 16.0° / 93.0°  
Efficiency 81 %  
Peak intensity 3.8 cd/lm  
LEDs/each optic 1  
Light colour White  
Required components:  
C14446\_FLORENTINA-SHD

##### LUMILEDS

LED LUXEON Z ES  
FWHM / FWTM 34.0 + 13.0° / 81.0°  
Efficiency 82 %  
Peak intensity 5.1 cd/lm  
LEDs/each optic 1  
Light colour White  
Required components:  
C14446\_FLORENTINA-SHD

##### NICHIA

LED NCSxx19B  
FWHM / FWTM 34.0 + 14.0° / 88.0°  
Efficiency 79 %  
Peak intensity 4.2 cd/lm  
LEDs/each optic 1  
Light colour White  
Required components:  
C14446\_FLORENTINA-SHD

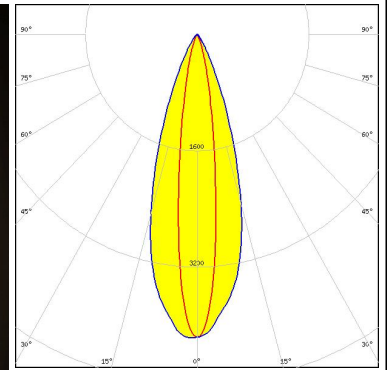

#### OPTICAL RESULTS (MEASURED):



LED NVSxx19B/NVSxx19C  
FWHM / FWTM 34.0 + 17.0° / 97.0°  
Efficiency 78 %  
Peak intensity 3.4 cd/lm  
LEDs/each optic 1  
Light colour White  
Required components:  
C14446\_FLORENTINA-SHD



LED OSLOM Square EC  
FWHM / FWTM 15.0 + 34.0° / 92.0°  
Efficiency 85 %  
Peak intensity 4.2 cd/lm  
LEDs/each optic 1  
Light colour White  
Required components:  
C14446\_FLORENTINA-SHD



LED OSLOM SSL 80  
FWHM / FWTM 33.0 + 15.0° / 91.0°  
Efficiency 79 %  
Peak intensity 4.1 cd/lm  
LEDs/each optic 1  
Light colour White  
Required components:  
C14446\_FLORENTINA-SHD



LED LH351B  
FWHM / FWTM 34.0 + 18.0° / 100.0°  
Efficiency 94 %  
Peak intensity 3.5 cd/lm  
LEDs/each optic 1  
Light colour White  
Required components:  
C14446\_FLORENTINA-SHD

## OPTICAL RESULTS (MEASURED):

### **TOSHIBA**

Leading Innovation >>

LED	TL1L4
FWHM / FWTM	34.0 + 17.0° / 95.0°
Efficiency	79 %
Peak intensity	3.6 cd/m
LEDs/each optic	1
Light colour	White

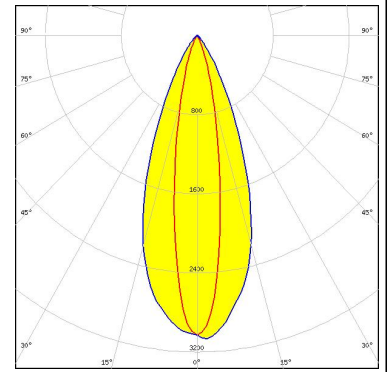
Required components:

C14446\_FLORENTINA-SHD

#### OPTICAL RESULTS (SIMULATED):



LED J Series 3030  
FWHM / FWTM 18.0 + 40.0° / 40.0 + 68.0°  
Efficiency 87 %  
Peak intensity 3.1 cd/lm  
LEDs/each optic 1  
Light colour White  
Required components:



LED XP-G2 HE  
FWHM / FWTM 36.0 + 18.0° / 66.0 + 39.0°  
Efficiency 84 %  
Peak intensity 3.4 cd/lm  
LEDs/each optic 1  
Light colour White  
Required components:  
C14446\_FLORENTINA-SHD

