

YASMEEN-70-RS


~10° spot beam with tight cutoff.

SPECIFICATION:

Dimensions	Ø 69.9 mm
Height	38.4 mm
ROHS compliant	yes ⓘ

MATERIALS:

Component	Type	Material	Colour	Finish
YASMEEN-70-RS	Single lens	PMMA		
YASMEEN-70-RS-CTR-LENS	Sublens	PMMA		



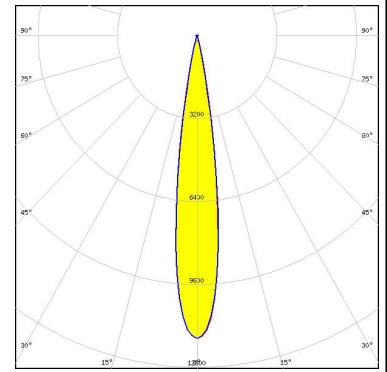
ORDERING INFORMATION:

Component	Qty in box	MOQ	MPQ	Box weight (kg)
CP18579_YASMEEN-70-RS » Box size: 476 x 273 x 305 mm	105	105	15	9.3

OPTICAL RESULTS (SIMULATED):

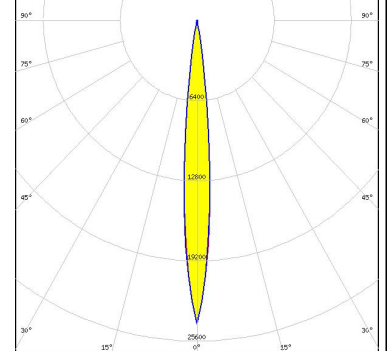
CITIZEN

LED CLL02x/CLU02x (LES10)
 FWHM / FWTM 16.0° / 26.0°
 Efficiency 95 %
 Peak intensity 11.7 cd/lm
 LEDs/each optic 1
 Light colour White
 Required components:



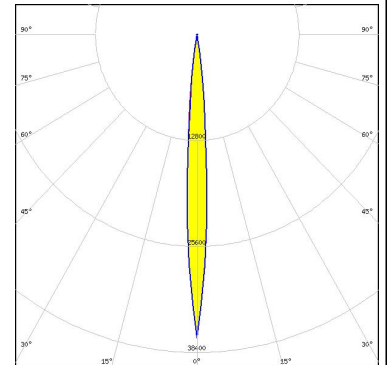
CITIZEN

LED CLU700/701/702/703
 FWHM / FWTM 10.0° / 18.0°
 Efficiency 95 %
 Peak intensity 24.2 cd/lm
 LEDs/each optic 1
 Light colour White
 Required components:



CITIZEN

LED CLU7A2/7A3
 FWHM / FWTM 8.0° / 16.0°
 Efficiency 94 %
 Peak intensity 36.6 cd/lm
 LEDs/each optic 1
 Light colour White
 Required components:



SAMSUNG

LED LC003D / LC006D / LC009D / LC013D
 FWHM / FWTM 16.0° / 26.0°
 Efficiency 95 %
 Peak intensity 11.3 cd/lm
 LEDs/each optic 1
 Light colour White
 Required components:

