


CPDH5V0P-HF

RoHS Device

Halogen Free

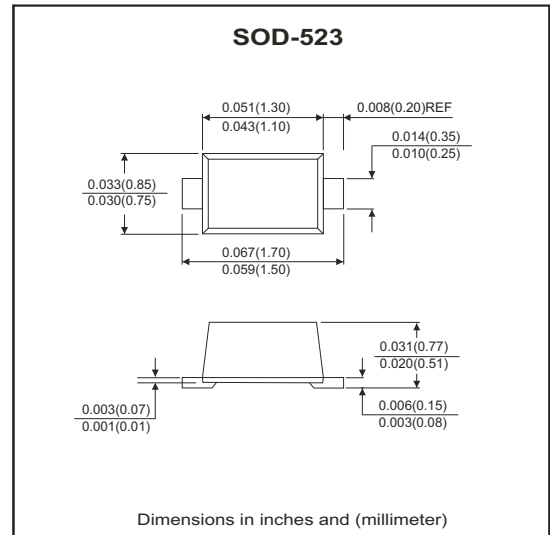


Features

- IEC 61000-4-2 (ESD): Contact ± 12 KV.
- Bi-directional ESD protection of one line.
- Fast response time.
- Low Leakage current.
- Low reverse clamping voltage.
- Low capacitance: 3pF(Typ.)

Mechanical data

- Case: SOD-523 standard package, molded plastic.
- Terminals: Solderable per MIL-STD-750, method 2026.
- Marking Code: HD
- Mounting position: Any
- Weight: 0.0012 grams(approx.).



Circuit Diagram



Maximum Rating (at TA=25°C unless otherwise noted)

Parameter	Symbol	Value	Unit
ESD per IEC 61000-4-2 (Air)	V _{ESD} ⁽¹⁾	± 12	KV
ESD per IEC 61000-4-2 (Contact)		± 12	
JESD22-A114-B ESD Voltage Per Human Body Model		± 16	
ESD Voltage Per Machine Model		± 0.4	
Peak Pulse Power	P _{PP} ⁽²⁾	39	W
Peak Pulse Current	I _{PP} ⁽²⁾	3	A
Lead Solder Temperature Maximum (10 Second Duration)	T _L	260	°C
Junction temperature range	T _J	-40 to +150	°C
Storage temperature range	T _{STG}	-55 to +150	°C

Electrical Characteristics (at TA=25°C unless otherwise noted)

Parameter	Conditions	Symbol	Min	Typ	Max	Unit
Reverse stand-off voltage		V _{RWM} ⁽³⁾			5	V
Reverse leakage current	V _{RWM} = 5 V	I _R			1	μA
Breakdown voltage	I _T = 1 mA	V(BR)	5.6		8	V
Clamping voltage	I _{PP} = 3 A	V _C ⁽²⁾			13	V
Junction capacitance	V _R = 0V , F = 1MHz	C _J		3		pF

Notes: 1. Device stressed with ten non-repetitive ESD pulses.
 2. Non-repetitive current pulse 8/20μs exponential decay waveform according to IEC61000-4-5.
 3. Other voltages available upon request.

RATING AND CHARACTERISTIC CURVES (CPDH5V0P-HF)

Fig.1 - 8/20us Peak Pulse Current Waveform ACC. IEC 61000-4-5

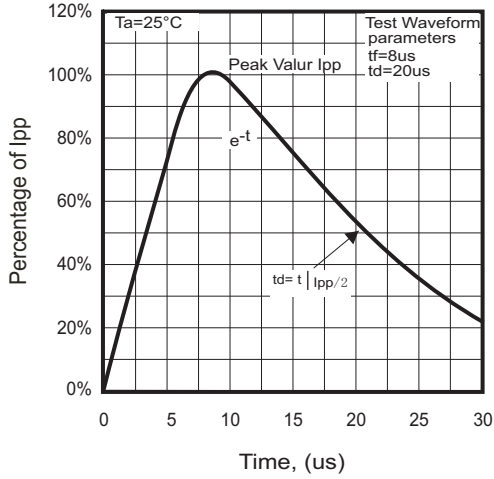


Fig.2 - Typical Capacitance Characteristics

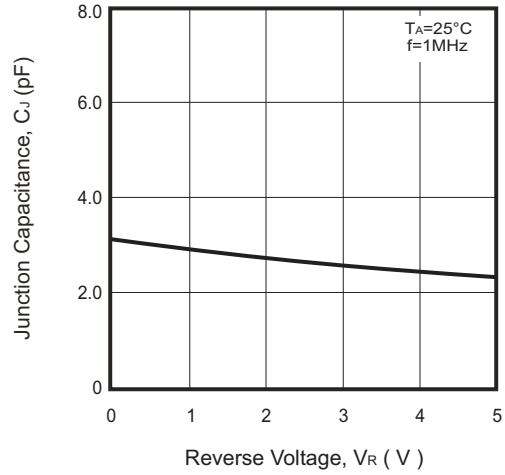
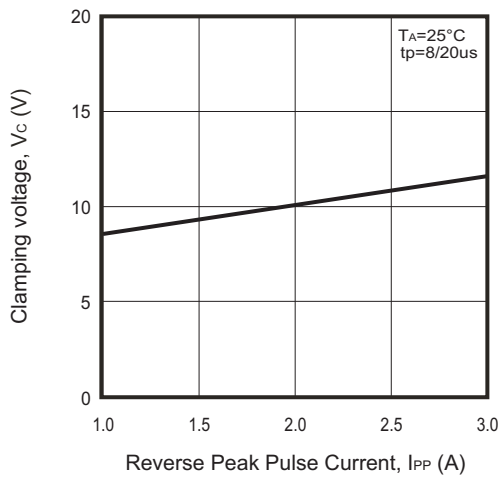
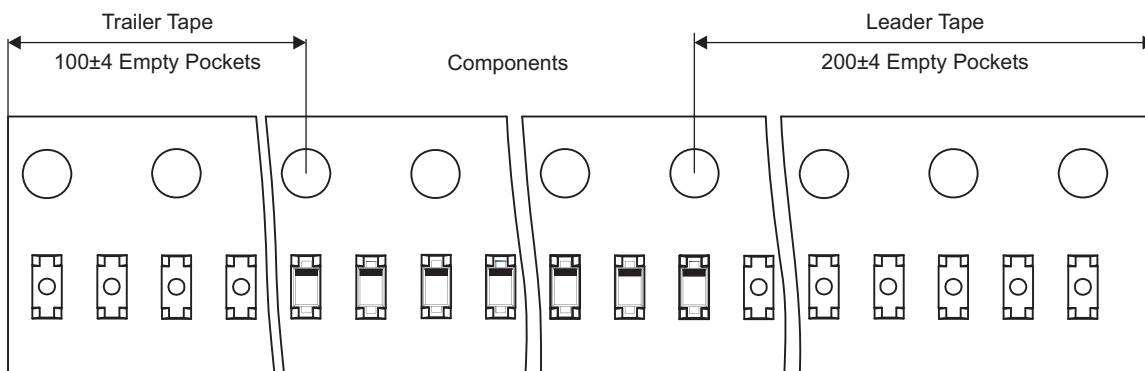
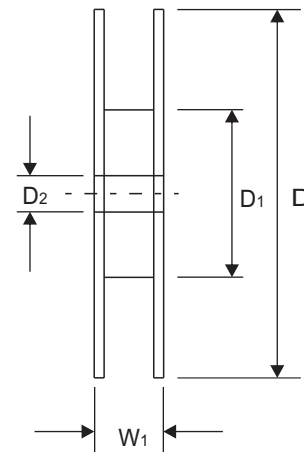
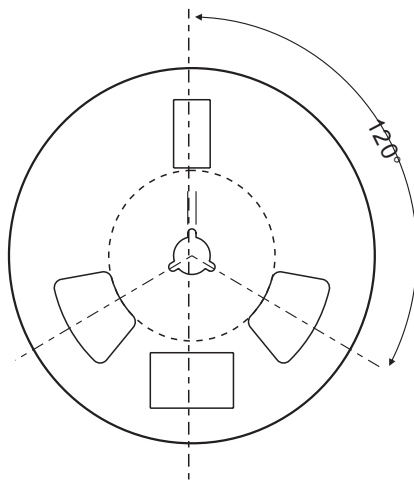
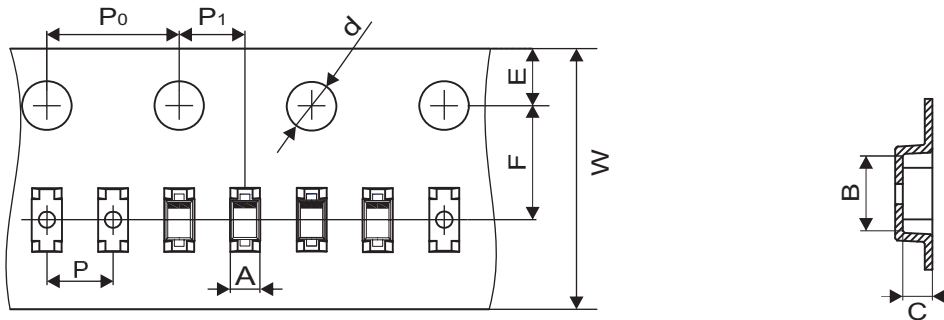


Fig.3 - Clamping Voltage Vs. Peak Pulse Current



Reel Taping Specification



SOD-523	SYMBOL	A	B	C	d	D	D1	D2
	(mm)	0.90 ± 0.10	1.94 ± 0.10	0.73 ± 0.10	1.50 ± 0.10	178 ± 1.00	54.40 ± 0.40	13.00 ± 0.20
	(inch)	0.035 ± 0.004	0.076 ± 0.004	0.029 ± 0.004	0.059 ± 0.004	7.008 ± 0.039	2.142 ± 0.016	0.512 ± 0.008

SOD-523	SYMBOL	E	F	P	P0	P1	W	W1
	(mm)	1.75 ± 0.10	3.50 ± 0.05	2.00 ± 0.10	4.00 ± 0.10	2.00 ± 0.10	8.00 + 0.30 / - 0.10	12.30 ± 1.00
	(inch)	0.069 ± 0.004	0.138 ± 0.002	0.079 ± 0.004	0.158 ± 0.004	0.079 ± 0.004	0.315 + 0.012 / - 0.004	0.484 ± 0.039