

## CPDZC3V3AU-HF

**RoHS Device**  
**Halogen Free**



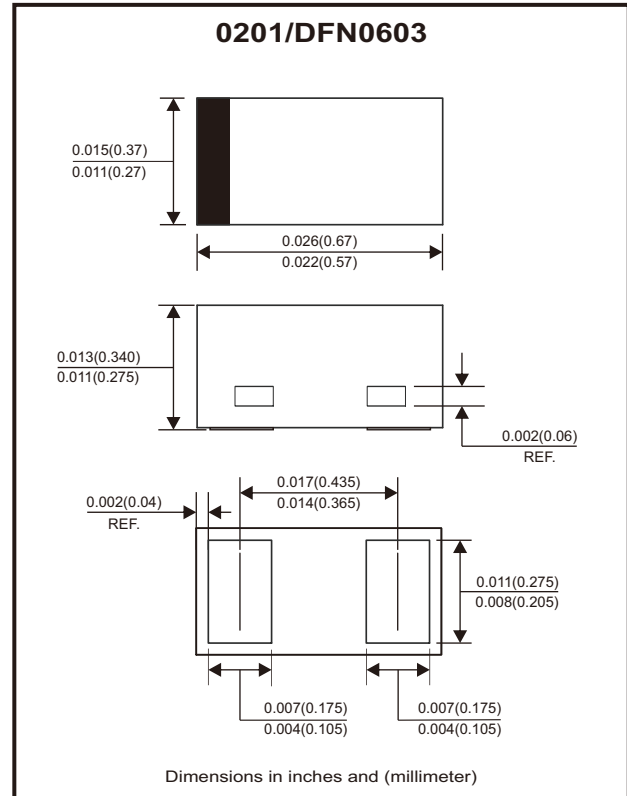
### Features

- Uni-directional ESD protection.
- IEC 61000-4-5 (surge) ;  $I_{pp}=4A$
- IEC 61000-4-2 (ESD) ;  $\pm 20KV$ (contact)
- Low clamping voltage.
- Low leakage current.

### Mechanical data

- Case: 0201/DFN0603 package, molded plastic.
- Terminals: Gold plated, solderable per MIL-STD-750, method 2026.
- Polarity: Color band denotes cathode end.
- Mounting position: Any.
- Weight: 0.0004 grams (approx.).

### Circuit Diagram



### Maximum Rating (at $T_A=25^\circ C$ unless otherwise noted)

Parameter	Conditions	Symbol	Value	Unit
Peak pulse power	$T_P = 8/20\mu s$	$P_{PP}$	56	W
Peak pulse current	$T_P = 8/20\mu s$	$I_{PP}$	4	A
ESD capability	IEC 61000-4-2(air)	ESD	$\pm 20$	kV
	IEC 61000-4-2(contact)	ESD	$\pm 20$	
Operating temperature range		$T_j$	-55 ~ +125	$^\circ C$
Storage temperature range		$T_{STG}$	-55 ~ +150	$^\circ C$

### Electrical Characteristics (at $T_A=25^\circ C$ unless otherwise noted)

Parameter	Conditions	Symbol	Min	Typ	Max	Unit
Working peak reverse voltage		$V_{RWM}$			3.3	V
Breakdown voltage	$I_T = 1mA$	$V_{BR}$	4.2			V
Forward voltage	$I_F = 15mA$	$V_F$			1.2	V
Reverse leakage current	$V_{RWM} = 3.3V$	$I_R$			100	nA
Clamping voltage	$I_{PP} = 1A, T_P = 8/20\mu s$	$V_C$			10	V
	$I_{PP} = 4A, T_P = 8/20\mu s$	$V_C$			14	V
Junction capacitance	$V_R = 0V, f = 1MHz$	$C_J$		0.45	0.60	pF

## Rating and Characteristic Curves (CPDZC3V3AU-HF)

Fig.1 - 8/20 $\mu$ s Peak Pulse Current Waveform Acc. IEC 61000-4-5

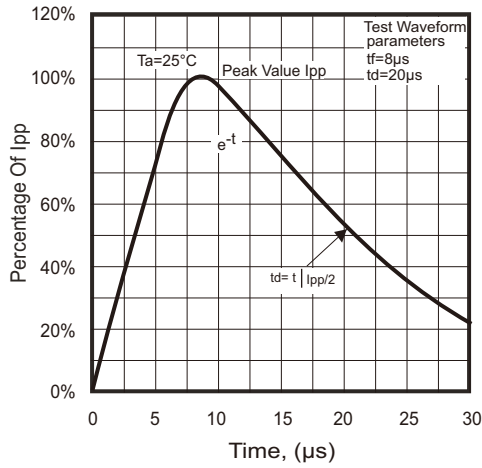


Fig.2 - Power Rating Derating Curve

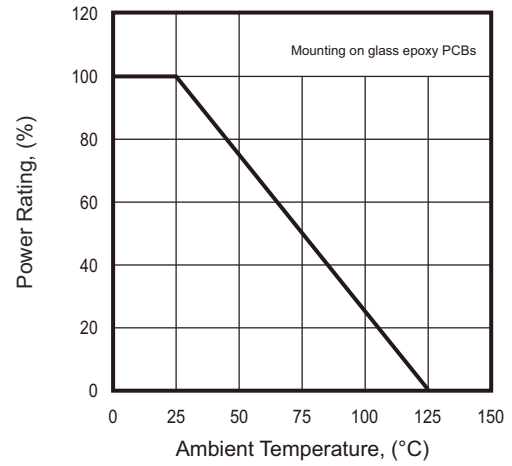


Fig.3 - Typical Clamping Voltage vs. Peak Pulse Current

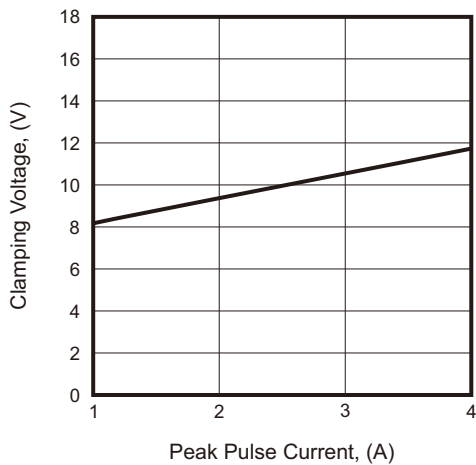


Fig.4 - Forward Characteristic

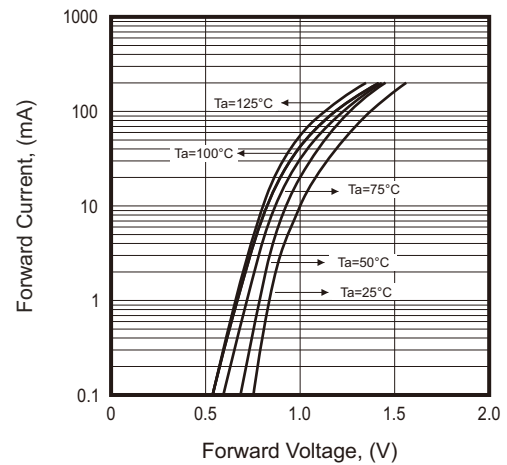
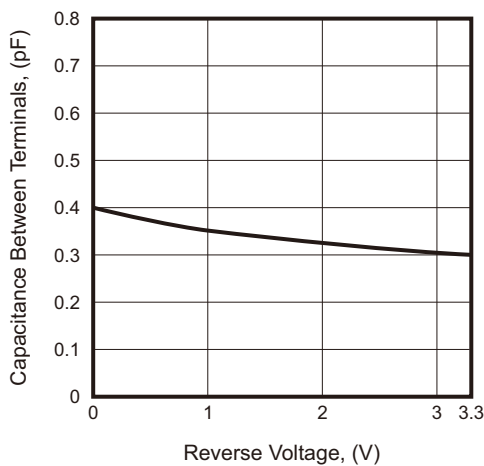
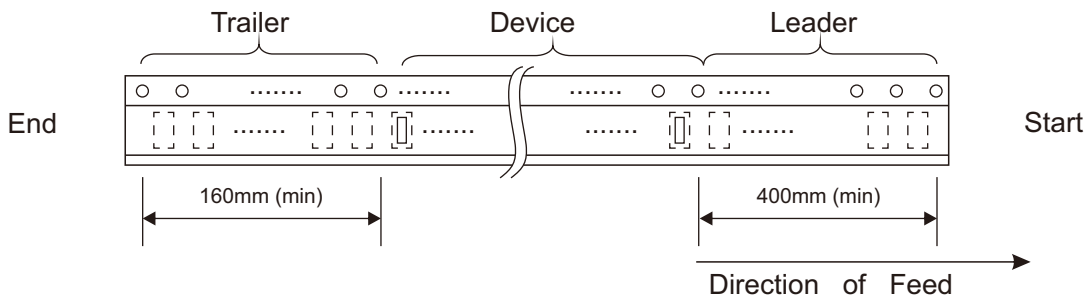
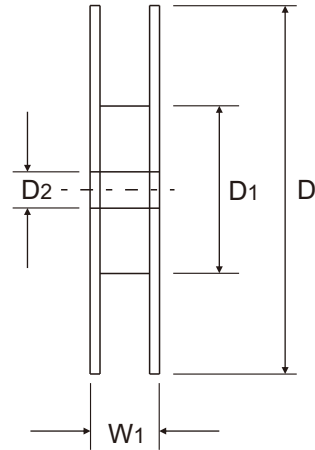
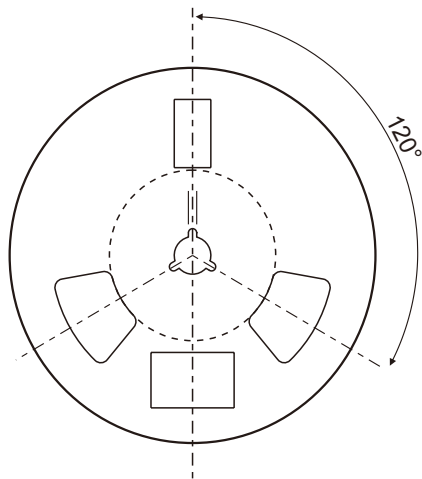
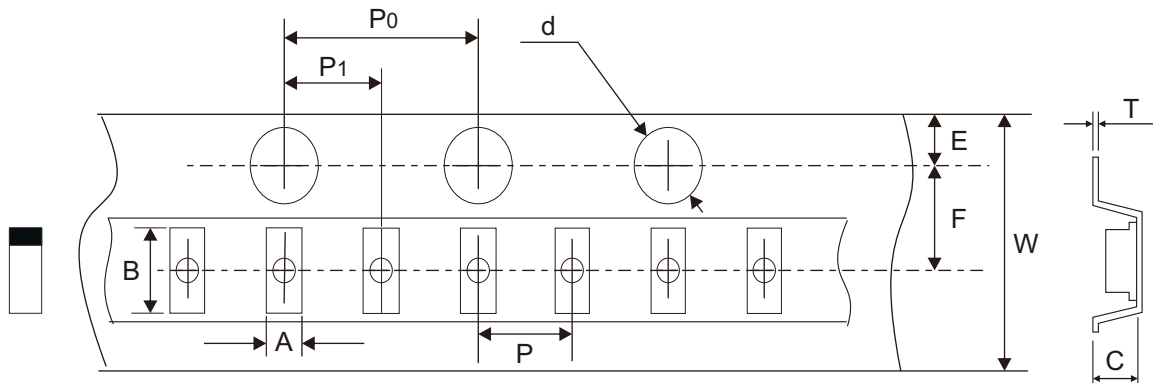


Fig.5 - Typical Capacitance Between Terminals Characteristics



## Reel Taping Specification



0201 (DFN0603)	SYMBOL	A	B	C	d	D	D1	D2
	(mm)	$0.44 \pm 0.03$	$0.74 \pm 0.03$	$0.40 \pm 0.03$	$1.50^{+0.10}_{-0.00}$	$178.00 \pm 1.00$	$60.00 \pm 0.50$	$13.50 \pm 0.20$
	(inch)	$0.017 \pm 0.001$	$0.029 \pm 0.001$	$0.016 \pm 0.001$	$0.059^{+0.004}_{-0.000}$	$7.008 \pm 0.039$	$2.362 \pm 0.020$	$0.531 \pm 0.008$

0201 (DFN0603)	SYMBOL	E	F	P	P0	P1	T	W	W1
	(mm)	$1.75 \pm 0.10$	$3.50 \pm 0.05$	$2.00 \pm 0.05$	$4.00 \pm 0.10$	$2.00 \pm 0.05$	$0.20 \pm 0.03$	$8.00^{+0.30}_{-0.10}$	$12.00^{+0.50}_{-0.00}$
	(inch)	$0.069 \pm 0.004$	$0.138 \pm 0.002$	$0.079 \pm 0.002$	$0.157 \pm 0.004$	$0.079 \pm 0.002$	$0.008 \pm 0.001$	$0.315^{+0.012}_{-0.004}$	$0.472^{+0.020}_{-0.000}$