

MODEL NUMBER  
CPL-5214-20-SMA-79

NOTES:

1.0 ELECTRICAL SPECIFICATIONS:

1.1 FREQUENCY RANGE: 4.0 to 8.0 GHz

1.2 FREQ. SENSITIVITY:  $\pm 0.50$ dB

1.3 COUPLING: 20dB  $\pm 1.0$

1.4 VSWR (MAX): 1.25:1

1.5 INSERTION LOSS (EXC. COUPLED POWER):  
0.35dB MAX.

1.6 DIRECTIVITY: 20dB MIN.

1.7 POWER: INPUT: 50 WATTS

REF: 50 WATTS

PEAK: 4,000 WATTS

1.8 RF IMPEDANCE: 50 OHMS

1.9 WIEGHT: 0.60 Oz (17.0 GRAMS)

2.0 FINISHING:

2.1 GREY OVER MIL-E-15090 TYPE II, CLASS 2

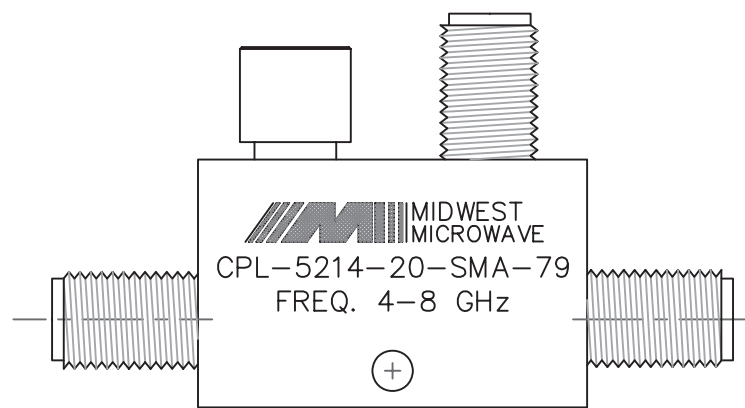
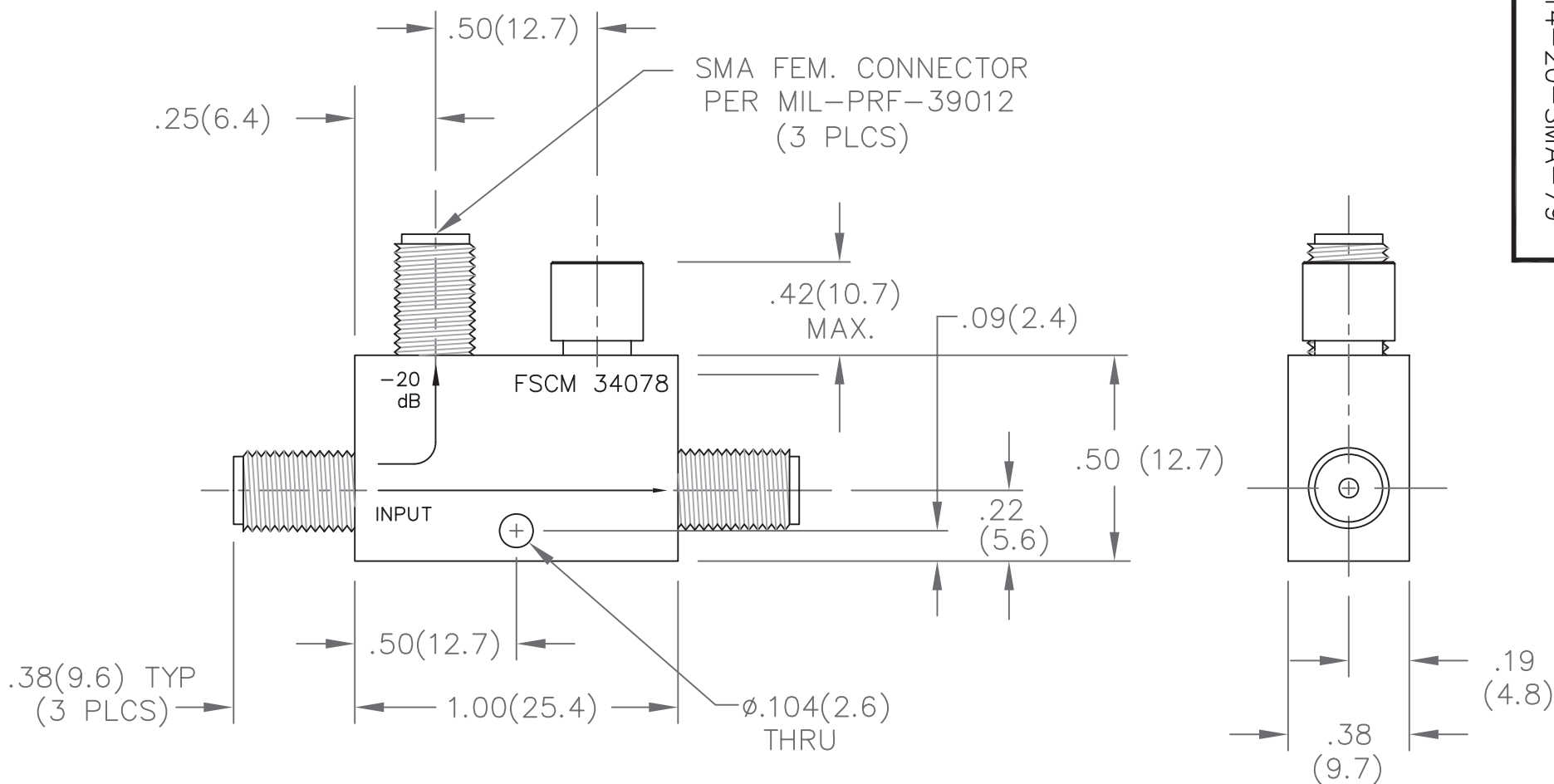
OVER MIL-C-5541 CLASS 3A

MEETS MIL-F-14072

MEETS MIL-E-5400 AND MIL-E-16400V.

2.2 MARK UNIT AS SHOWN.

3.0 DIMENSIONS IN PARENTHESIS ARE  
IN MILLIMETERS.



BACKSIDE MARKING

**NOTICE: The information contained in this drawing is proprietary and must not be used without the permission of Cinch Connectivity Solutions.**

UNLESS OTHERWISE NOTED DIMENSIONS ARE IN INCHES AND TOLERANCES ARE:

3 PLACE DECIMALS  $\pm .005$

2 PLACE DECIMALS  $\pm .02$

FRACTIONS  $\pm 1/64$

PARALLELITY: T.I.R. \_\_\_\_\_

FLATNESS: T.I.R. \_\_\_\_\_


CONCENTRICITY: T.I.R. \_\_\_\_\_

ANGLES AND PERPENDICULARITY:  $\pm 1^\circ$

CAGE CODE

34078

MIDWEST MICROWAVE



**cinch**  
CONNECTIVITY SOLUTIONS  
a bel group

TITLE

DIRECTIONAL COUPLER  
OUTLINE DRAWING

DRAWN/DATE

A.BEATTY  
8/9/91

ENG./DATE

T.MATTHEWS  
8/13/91

CHECKED/DATE

C.RICKARD  
8/12/91

APPROVED/DATE

DRAWING NUMBER

CPL-5214-20-SMA-79-01

REV.

G1

SCALE: 2=1

SHEET 1 of 1

REV.	DESCRIPTION	DATE
-	RELEASED	8/13/91
A	ECN 15615	12/4/96
A1	ADDED TITLEBLOCK	4/15/05
G	ECO 22706	12/6/10
G1	ECO 23119	12/27/10