



## FEATURES AND PATTERN

[www.dbmlighting.com](http://www.dbmlighting.com)

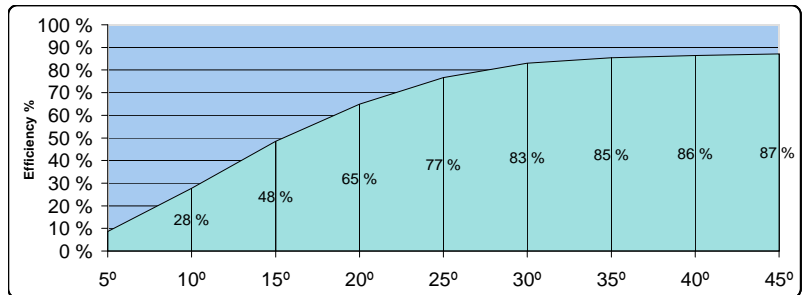
### Medium Beam for Cree MT-G

Lens Reference	CR-001
Tested with LED	CREE MT-G 36V & 6V
Lens Material	PMMA
Operating temperature	-40°C+90°C



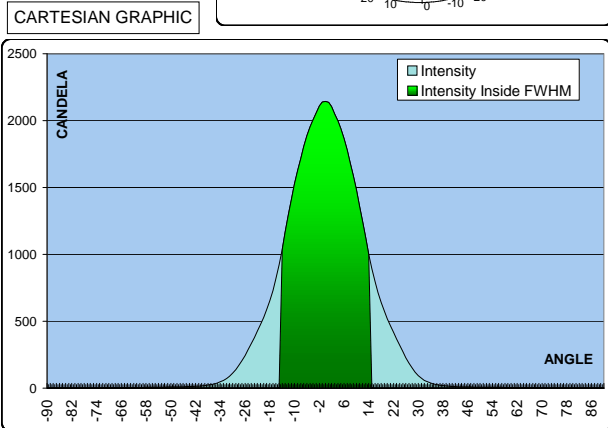
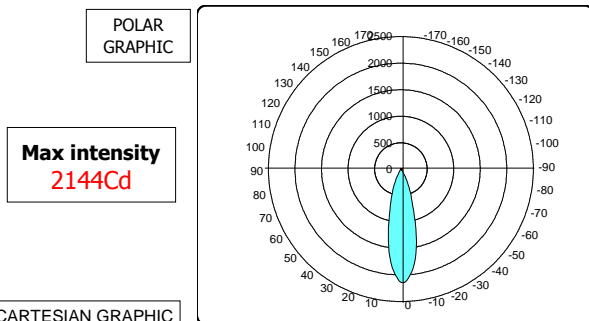
## OPTICAL EFFICIENCY

<b>FWHM:</b>	<b>27.0 deg</b>
<b>Collection Efficiency:</b>	<b>89 %</b>
<b>Cd/Lm:</b>	<b>3.20</b>



## OUTPUT DISTRIBUTION

LED Flux: 670 lumens at 7W for 36V version and 8W for the 6V version



## ILLUMINANCE

ILLUMINANCE VALUES AT VARIOUS DISTANCES			
RANGE	1.0 m	2.0 m	3.0 m
ILLUMINANCE	2144 Lux	536 Lux	238 Lux
MULTIPLICATOR RATE LED+LENS / LED ONLY	<b>10 X</b>		

