


FEATURES AND PATTERN

www.dbmlighting.com

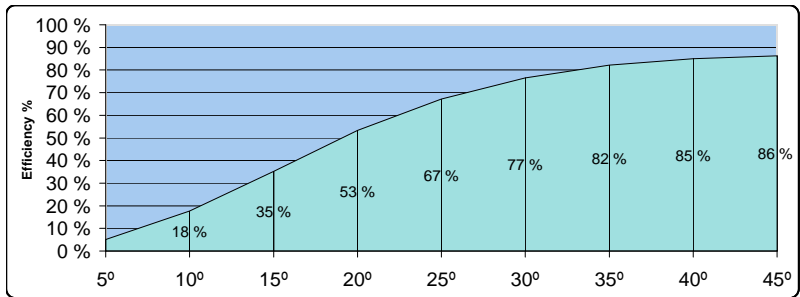
Wide Beam for Cree MT-G

| | |
|-----------------------|--------------------|
| Lens Reference | CR-003 |
| Tested with LED | CREE MT-G 36V & 6V |
| Lens Material | PMMA |
| Operating temperature | -40°C+90°C |



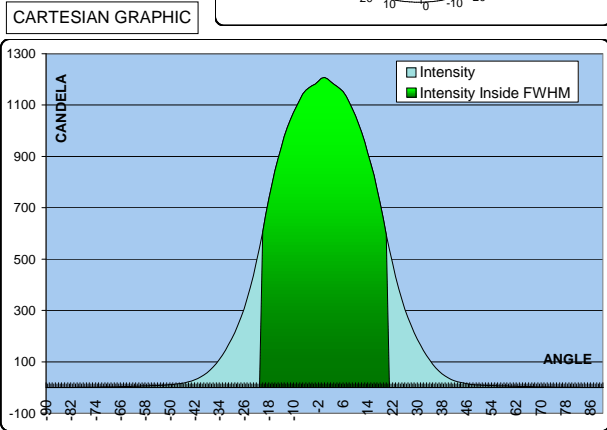
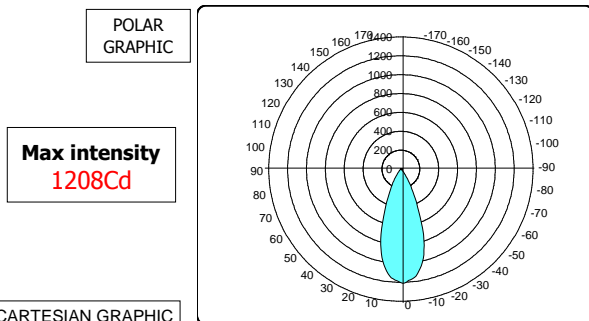
OPTICAL EFFICIENCY

| | |
|-------------------------------|---------------|
| FWHM: | 40 deg |
| Collection Efficiency: | 89 % |
| Cd/Lm: | 1.80 |



OUTPUT DISTRIBUTION

LED Flux: 670 lumens at 7W for 36V version and 8W for the 6V version



ILLUMINANCE

| ILLUMINANCE VALUES AT VARIOUS DISTANCES | | | |
|---|------------|---------|---------|
| RANGE | 1.0 m | 2.0 m | 3.0 m |
| ILLUMINANCE | 1208 Lux | 302 Lux | 134 Lux |
| MULTIPLICATOR RATE LED+LENS / LED ONLY | 6 X | | |

