

FEATURES AND PATTERN

www.dbmlighting.com

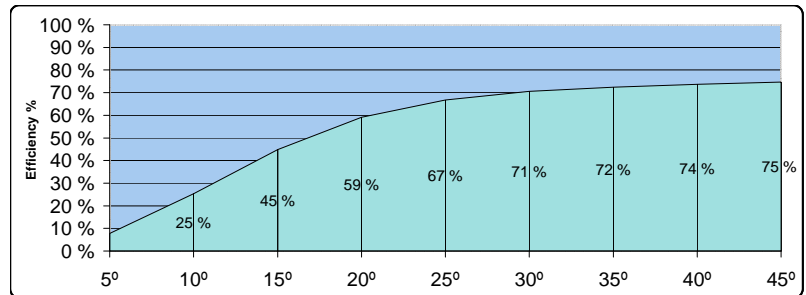
CR-101 + Cree MK-R

Lens part number	CR101
Tested with LED	Cree MK-R
Lens Material	PMMA
FWMHP	29



OPTICAL EFFICIENCY

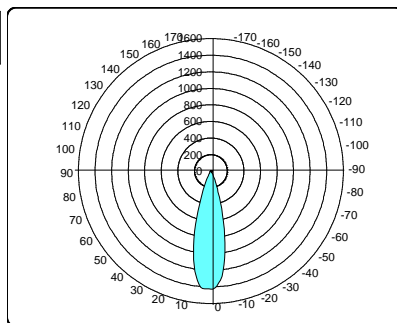
Half Angle Divergence:	14.5 deg
HAD Efficiency:	33 %
Collection Efficiency:	78 %



OUTPUT DISTRIBUTION

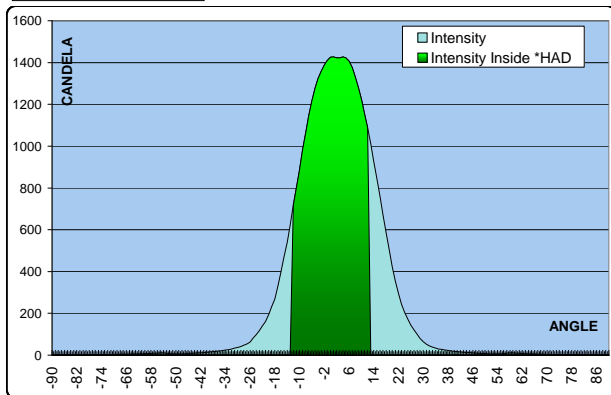
LED Flux: 510 Lumens at 350 mA

POLAR GRAPHIC



Max intensity
1428Cd

CARTESIAN GRAPHIC



ILLUMINANCE

LED Flux: 510 Lumens at 350 mA

ILLUMINANCE VALUES AT VARIOUS DISTANCES

RANGE	1.0 m	2.0 m	3.0 m
ILLUMINANCE	1425 Lux	356 Lux	158 Lux
MULTIPLICATOR RATE LED+LENS / LED ONLY	9 X		

