


Flyback Transformer

for Maxim MAX17497A/B Peak-Current-Mode Converters



- Low profile, surface mount flyback transformer
- Developed for use with the Maxim MAX17497A/MAX17497B AC-DC and DC-DC Peak-Current-Mode Converters for wide input-voltage nonisolated power supplies to supply multiple output rails for smart meters, industrial control and similar applications.
- Universal input; multiple outputs
- Meets functional insulation class for use in nonisolated applications.
- 1000 Vrms isolation, one minute from primary to secondary

Core material Ferrite

Terminations RoHS matte tin over nickel over phos bronze

Weight 5.1 g

Ambient temperature -40°C to +85°C

Storage temperature Component: -40°C to +85°C.

Tape and reel packaging: -40°C to +80°C

Moisture Sensitivity Level (MSL) 1 (unlimited floor life at <30°C / 85% relative humidity)

Failures in Time (FIT) / Mean Time Between Failures (MTBF)

38 per billion hours / 26,315,789 hours, calculated per Telcordia SR-332

Packaging 200/13" reel Plastic tape: 44 mm wide, 0.4 mm thick, 28 mm pocket spacing, 9.6 mm pocket depth

PCB washing Tested with pure water or alcohol only. For other solvents, see Doc787_PCB_Washing.pdf

| Part number ¹ | Inductance at 0 Adc ² ±10% (µH) | Inductance at 0.4 Adc ² typ (µH) | DCR max (Ohms) | Leakage inductance max (µH) | Turns ratio Pri : 15 V : 7.5V : 5 V | Output | Isolation ³ (Vrms) |
|--------------------------|--|---|--|-----------------------------|-------------------------------------|--|-------------------------------|
| CR8076-AL_ | 250 | 237.5 | 0.044 (pins 7 – 8) 0.016 (pins 6 – 7) 0.030 (pins 5 – 6) 0.306 (pins 1 – 4) | 2.7 | 1 : 0.125 : 0.042 : 0.083 | 15 V, 0.65 A 7.5 V, 0.7 A 5 V, 0.7 A | 1000 |

1. When ordering, please specify **packaging** code:

CR8076-ALD

Packaging: **D** = 13" machine ready reel. EIA-481 embossed plastic tape (200 parts per full reel). Quantities less than full reel available: in tape (not machine ready) or with leader and trailer (\$25 charge).

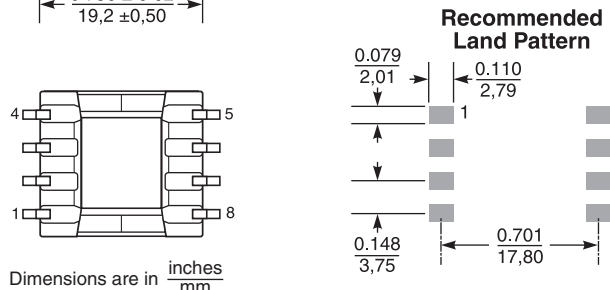
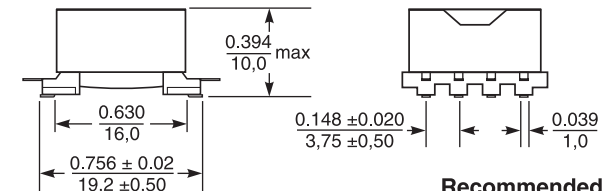
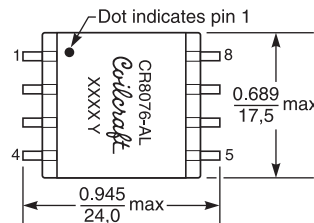
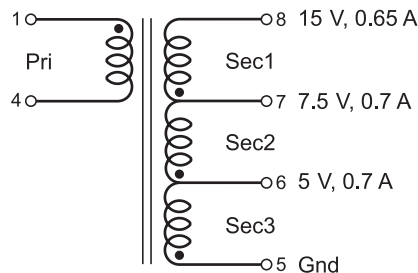
B = Less than full reel. In an effort to simplify our part numbering system, Coilcraft is eliminating the need for multiple packaging codes. When ordering, simply change the last letter of your part number from B to D.

2. Inductance is for the primary, measured at 250 kHz, 0.1 Vrms.

3. Isolation is from primary to secondary, tested for one minute.

4. Operating temperature range -40°C to +85°C.

5. Electrical specifications at 25°C.



www.coilcraft.com

US +1-847-639-6400 sales@coilcraft.com

UK +44-1236-730595 sales@coilcraft-europe.com

Taiwan +886-2-2264 3646 sales@coilcraft.com.tw

China +86-21-6218 8074 sales@coilcraft.com.cn

Singapore + 65-6484 8412 sales@coilcraft.com.sg

Document 1035 Revised 02/25/13

© Coilcraft Inc. 2020

This product may not be used in medical or high risk applications without prior Coilcraft approval. Specification subject to change without notice. Please check web site for latest information.