

### STRADELLA

**Cost efficient and dense lens arrays for street, area and industrial lighting**

STRADELLA is a cost-efficient product family of single lenses and dense lens arrays for street, area and industrial lighting. Bigger lens arrays come with an integrated silicone gasket for dusty and dump environments with ingress protection. Offering a huge amount of light from a relatively small area they are an ideal option for up to 3535 size mid- and high-power LEDs and CSP LEDs.

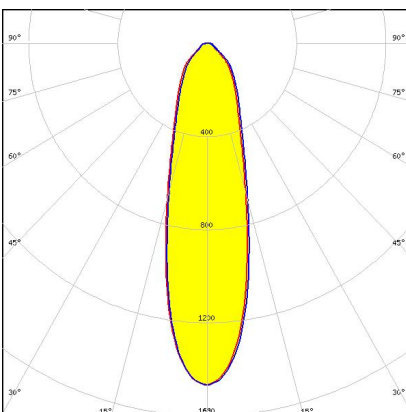
### STRADELLA-IP-28

**100 x 100 mm ingress protected 28 lens array for up to 3535 size mid- and high-power LEDs**



### PRODUCTS:

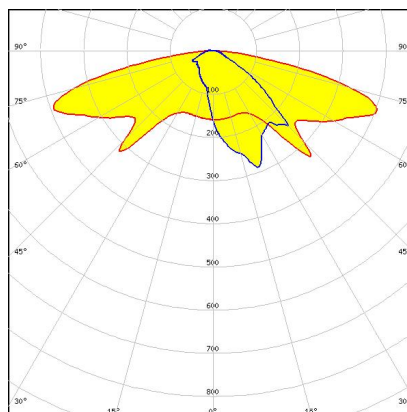
CS16328\_STRADELLA-IP-28-HB-S-PC



**Dimensions: 100.0 mm x 100.0 mm**  
**Height: 9.50 mm**

~30° spot beam. Variant made from PC.

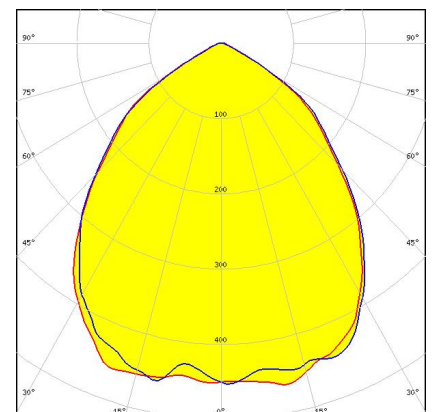
CS16691\_STRADELLA-IP-28-SCL-PC



**Dimensions: 100.0 mm x 100.0 mm**  
**Height: 9.50 mm**

Type II/III (long) beam for very wide pole to pole distances. Ideal for pedestrian paths and residential roads. EN13201 P-classes. Variant made from PC.

CS16324\_STRADELLA-IP-28-HB-W

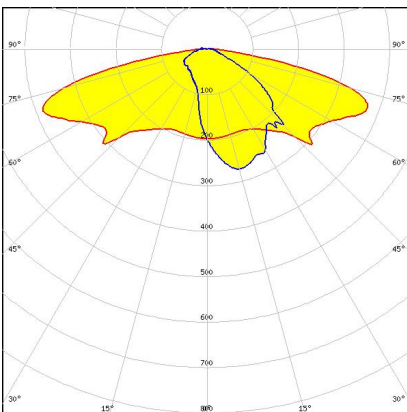


**Dimensions: 100.0 mm x 100.0 mm**  
**Height: 9.50 mm**

~90° wide beam. Variant made from PMMA.

### PRODUCTS:

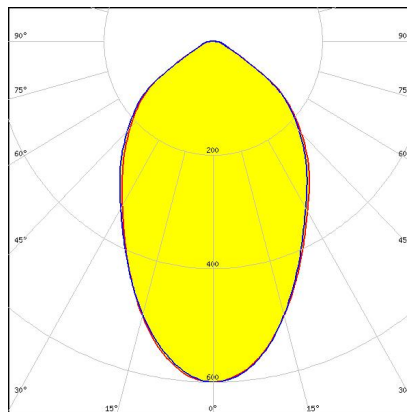
CS16690\_STRADELLA-IP-28-SCL



**Dimensions: 100.0 mm x 100.0 mm**  
**Height: 9.50 mm**

Type II/III (long) beam for very wide pole to pole distances. Ideal for pedestrian paths and residential roads. EN13201 P-classes.

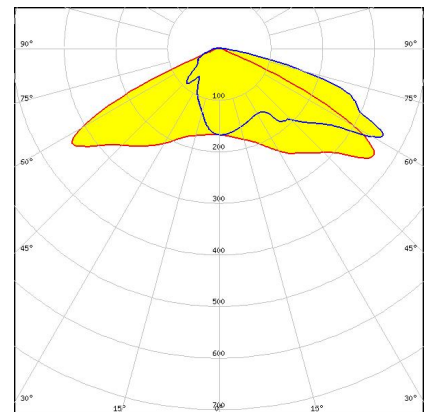
CS16323\_STRADELLA-IP-28-HB-M



**Dimensions: 100.0 mm x 100.0 mm**  
**Height: 9.50 mm**

~65° wide beam. Variant made from PMMA.

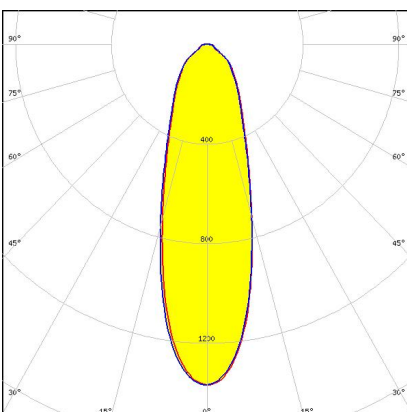
CS16582\_STRADELLA-IP-28-T4B-PC



**Dimensions: 100.0 mm x 100.0 mm**  
**Height: 9.40 mm**

Wide IESNA Type IV forward-throw beam for wide area lighting like car parks. Variant made from PC.

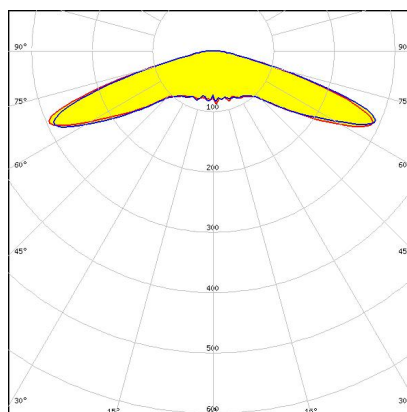
CS16322\_STRADELLA-IP-28-HB-S



**Dimensions: 100.0 mm x 100.0 mm**  
**Height: 9.50 mm**

~30° spot beam. Variant made from PMMA.

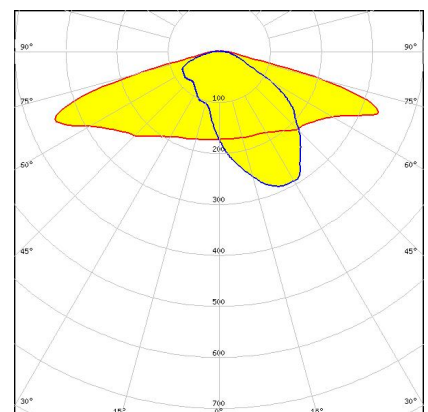
CS16581\_STRADELLA-IP-28-VSM-PC



**Dimensions: 100.0 mm x 100.0 mm**  
**Height: 9.50 mm**

IESNA Type V (square) beam for wide areas lighting such as car parks. Variant made from PC.

CS16104\_STRADELLA-IP-28-T3-PC

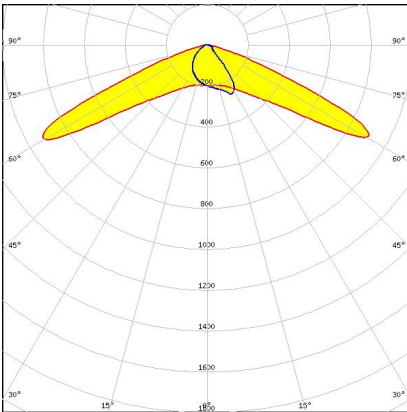


**Dimensions: 100.0 mm x 100.0 mm**  
**Height: 9.20 mm**

IESNA Type III (medium) beam for roads that are equal to or wider than mounting height. Variant made from PC.

### PRODUCTS:

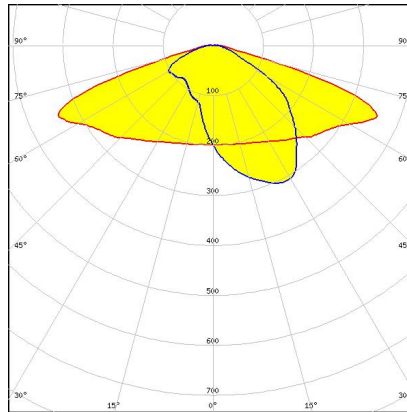
CS16579\_STRADELLA-IP-28-T1-A-PC



**Dimensions: 100.0 mm x 100.0 mm**  
**Height: 9.50 mm**

Asymmetric IESNA Type I (short) beam.  
Results a Type II beam with tilted poles.  
Targeted for Indian market. Variant made from PC.

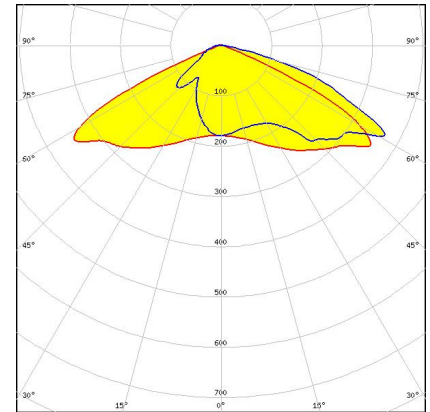
CS16102\_STRADELLA-IP-28-T3



**Dimensions: 100.0 mm x 100.0 mm**  
**Height: 9.20 mm**

IESNA Type III (medium) beam for roads that are equal to or wider than mounting height. Variant made from PMMA.

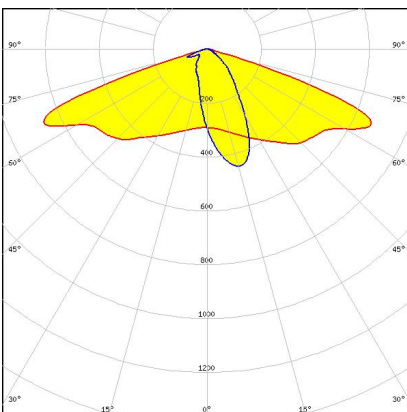
CS16578\_STRADELLA-IP-28-T4B



**Dimensions: 100.0 mm x 100.0 mm**  
**Height: 9.40 mm**

Wide IESNA Type IV forward-throw beam for wide area lighting like car parks.

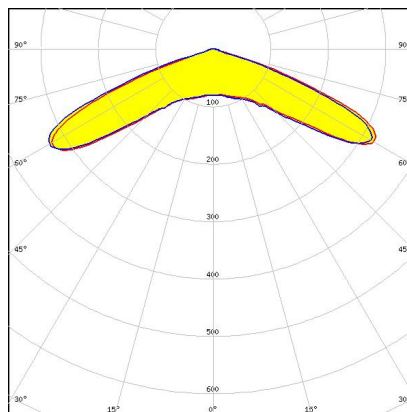
CS16034\_STRADELLA-IP-28-T2



**Dimensions: 100.0 mm x 100.0 mm**  
**Height: 9.20 mm**

IESNA Type II (medium) beam, applicable for European P-class standard pedestrian lighting and M-class roads. Variant made from PMMA.

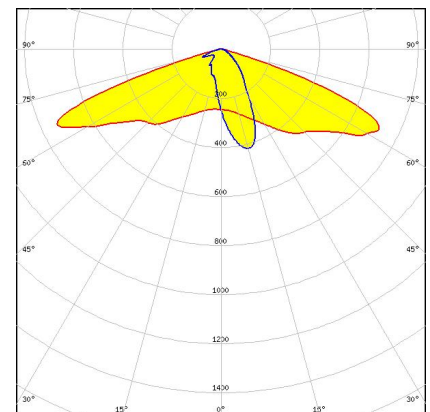
CS16577\_STRADELLA-IP-28-VSM



**Dimensions: 100.0 mm x 100.0 mm**  
**Height: 9.50 mm**

IESNA Type V (square) beam for wide areas lighting such as car parks. Variant made from PMMA.

CS15911\_STRADELLA-IP-28-T2-PC

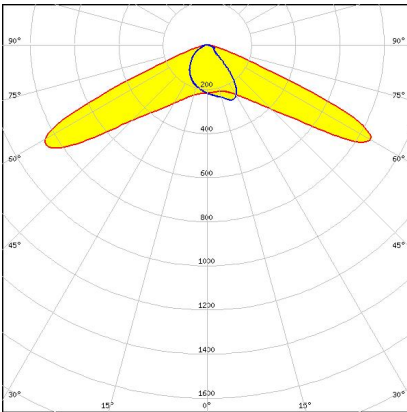


**Dimensions: 100.0 mm x 100.0 mm**  
**Height: 9.20 mm**

IESNA Type II (medium) beam, applicable for European P-class standard pedestrian lighting and M-class roads. Variant made from PC.

### PRODUCTS:

CS16575\_STRADELLA-IP-28-T1-A



**Dimensions: 100.0 mm x 100.0 mm**

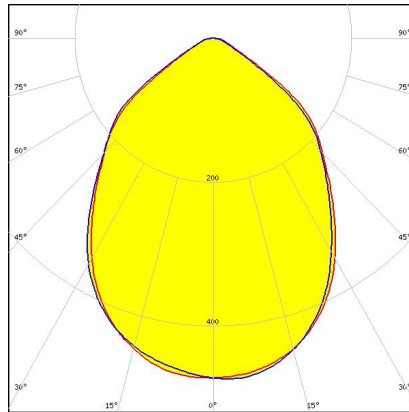
**Height: 9.50 mm**

Asymmetric IESNA Type I (short) beam.

Results a Type II beam with tilted poles.

Targeted for Indian market. Variant made from PMMA.

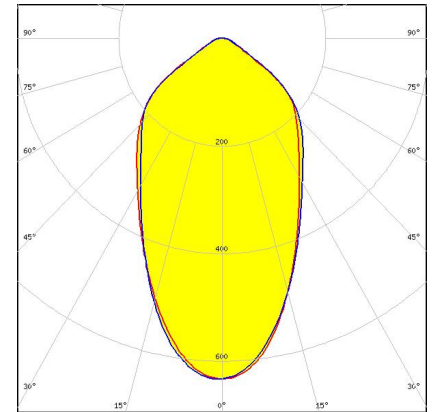
CS16330\_STRADELLA-IP-28-HB-W-PC CS16329\_STRADELLA-IP-28-HB-M-PC



**Dimensions: 100.0 mm x 100.0 mm**

**Height: 9.50 mm**

~90° wide beam. Variant made from PC.



**Dimensions: 100.0 mm x 100.0 mm**

**Height: 9.50 mm**

~65° medium beam. Variant made from PC.