



Current Sense / Low Frequency Transformers

CSE185L

Description:

Triad's low frequency current sense transformers are designed to monitor current from 0.1 to 3 ampere at frequencies from 50 Hz to 400 Hz.

Electrical Specifications at 25° C:

Turns ratio: Primary to sense 1: 50

Suggested burden resistor: 60Ω

Typical output: 110mV/Amp

Primary DCR: 19.5 mΩ maximum

Sense DCR: 23 Ω maximum

Operating Temperature: -30°C to 95°C

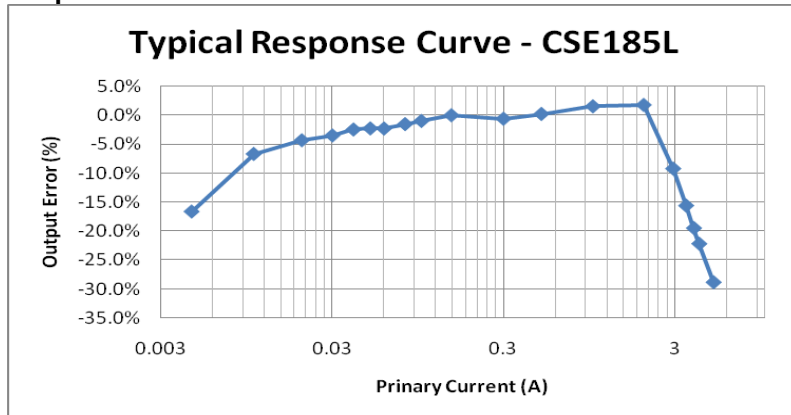
Storage Temperature: -50°C to 125°C

Maximum input: 3Arms, 0-240VAC circuit

Maximum output voltage: 4.0Vrms. Burden resistor value must be selected to not exceed this voltage.

Energy Time (E.T.): 30000V μS

Response Curve:



Construction:

These transformers are provided with Recognized Component electrical insulation system (OBJY2), Class 130 (B), designated "B3". Products are designed, built and 100% tested for a hi-pot of 2500V, winding to winding and 1250V, winding to core.

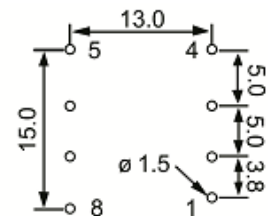
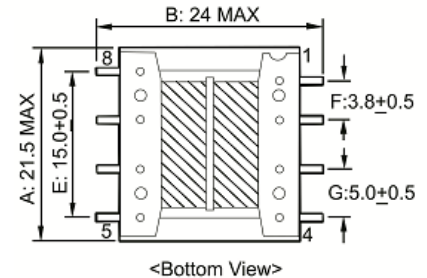
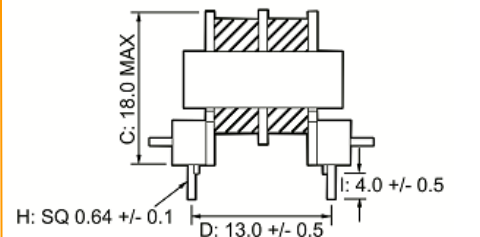

Agency Files:

UL file E50476 – Electrical Insulation Systems, Class "B3", 130C


UL file E205349 – Component, Instrument Transformer (XODW2)

RoHS Compliance: As of manufacturing date February 2016, all standard products meet the requirements of 2015/863/EU, known as the RoHS 3 initiative.

*Upon printing, this document is considered "uncontrolled". Please contact Triad Magnetics website for the most current version. For soldering and washing information please see <http://www.com.triadmagnetics.com/faq.html>



PC BOARD LAYOUT



SCHEMATIC

web: www.com.triadmagnetics.com
 Phone 951-277-0757
 Fax 951-277-2757

460 Harley Knox Blvd.
 Perris, California 92571

Publish Date: April 18, 2019