

## CSE187L - P

### Description:

Triad's low frequency current sense transformers are designed to monitor current from 0.1 to 30 amperes at frequencies from 50 Hz to 400 Hz. This product is also available in open coil construction as CSE187L.

### Electrical Specifications at 25° C:

**Turns ratio:** Primary to sense 1: 500

**Suggested burden resistor:** 60Ω for 110mV/A

**Primary DCR:** 270 micro ohms maximum

**Sense DCR:** 21 ohms maximum

**Operating Temperature:** -40°C to 105°C

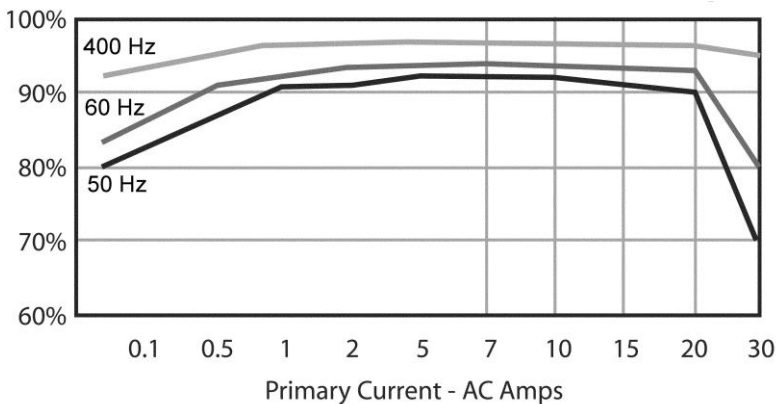
**Storage Temperature:** -50°C to 125°C

**Maximum input:** 30Arms, 0-240VAC circuit

**Maximum output voltage:** 4.0Vrms. Burden resistor value must be selected to not exceed this voltage.

**Energy Time (E.T.):** 30000V μS Max

### Response Curve:



### Construction:

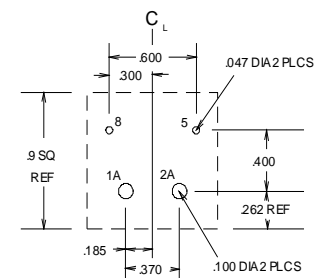
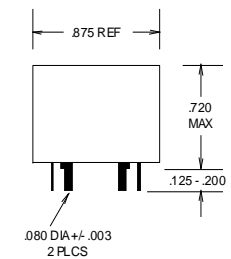
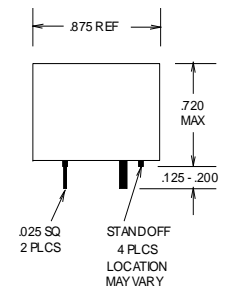
These transformers are provided with Recognized Component electrical insulation system (OBJY2), Class 130 (B), designated "B3". Products are designed, built and 100% tested for a hi-pot of 4000V winding to winding.

### Agency Files:

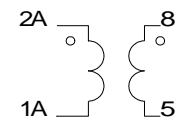
UL file E50476 – Electrical Insulation Systems, Class "B3", 130C  
UL file E205349 – Component, Instrument Transformer (XODW2)

**RoHS Compliance:** As of manufacturing date February 2016, all standard products meet the requirements of 2015/863/EU, known as the RoHS 3 initiative.

\*Upon printing, this document is considered "uncontrolled". Please contact Triad Magnetics website for the most current version. For soldering and washing information please see <http://www.com.triadmagnetics.com/faq.html>



MOUNTING HOLE PATTERN  
TOP OF PCB



SCHEMATIC