

# CSHV SERIES

005999  
Issue 4

## Open Loop Current Sensors

### DESCRIPTION

The CSHV Series are open loop current sensors that use Hall-effect sensing and patented Honeywell technology to bring the best combination of performance and reliability for current sensing applications.

These products are non-intrusive and electrically isolated from the monitored circuit. This ensures a simple sensing method. They are rated for a primary current measurement range of  $\pm 100$  A to  $\pm 1500$  A dc.

The CSHV Series is AEC-Q100 qualified to meet higher quality and reliability. For motor control applications, the current measurement is directly proportional to the motor torque. Current measurement can also be used to determine the speed at which the motor is turning. Such speed information can be calculated by understanding how the control algorithm affects the current level.

### CUSTOMIZATION

The CSHV Series may be customized to best meet specific application needs. Solutions may be tailored to exact specifications for improved time to market, lower total system costs, and enhanced reliability.

Honeywell provides global technical assistance and engineering/service support.

### DIFFERENTIATION

- **Accuracy:** Hall-effect sensing and stable amplification circuitry for improved accuracy over the full operating temperature range.
- **Magnetic immunity:** Optimized magnetic circuit allows for excellent performance in diverse magnetic environments.
- **Flexible:** Customizable to meet specific application requirements.

### VALUE TO CUSTOMERS

- **Accurate:** Designed to enable precise battery state measurement for improved user experience. Accurate current sensing enables precise and smooth motor control
- **Fast Response Time:** Fast response time allows fault detection and asset protection before catastrophic failure.
- **Ease of use:** Magnetic immunity allows for easy integration into different magnetic environments.
- **Easy system integration:** Analog voltage output may be used by battery management system.

### FEATURES

- Active open loop current sensing using Hall-effect technology
- High accuracy and low temperature drift
- Operating temperature of  $-40^{\circ}\text{C}$  to  $125^{\circ}\text{C}$  [ $-40^{\circ}\text{F}$  to  $257^{\circ}\text{F}$ ]
- Analog voltage output
- CE and UKCA certification; REACH and RoHS compliant
- AEC-Q100 qualified for higher reliability



### APPLICATIONS

- Current measurement for battery management systems in electrified vehicles (EV, HEV, PHEV, BEV)
- Current leakage detection and fault isolation in battery charging systems
- Current measurement in energy storage systems
- Fault detection in heavy industrial equipment



### PORTFOLIO

Honeywell offers a variety of current sensors for potential use in many applications. To view the entire product portfolio, [click here](#).

**Honeywell**

# OPEN LOOP CURRENT SENSORS CSHV SERIES

**TABLE 1. ABSOLUTE MAXIMUM RATINGS**

CHARACTERISTIC	SYMBOL	UNIT	PARAMETER			CONDITION
			MIN.	TYP.	MAX.	
Supply voltage max.	$V_{S\max.}$	V	—	—	10	—
Reverse supply voltage max.	$V_{R\max.}$	V	-0.3	—	—	—
Output voltage max.	$V_{OUT\max.}$	V	-0.3	—	10	$V_{OUT}$ reverse/forward voltage
Output current max.	$I_{OUT\max.}$	mA	-10	—	10	—
Ambient storage temperature	—	°C	-40	—	125	—
Electrostatic discharge voltage	$V_{ESD}$	kV	—	—	8	—
RMS voltage for AC isolation test	$V_{DWW}$	kV	—	—	2.5	50 Hz, 1 min
Creepage distance	$d_{Cp}$	mm	4.9	—	—	—
Clearance	$d_{Cl}$	mm	4.9	—	—	—
Comparative tracking index	CTI	—	PLC3	—	—	—

**TABLE 2. OPERATING CHARACTERISTICS IN NOMINAL RANGE ( $I_{PN}$ )**

CHARACTERISTIC	SYMBOL	UNIT	PARAMETER			CONDITION
			MIN.	TYP.	MAX.	
Primary current, nominal DC	$I_{PN}$	A	$-I_{PN}$	—	$I_{PN}$	—
Supply voltage	$V_S$	V	4.5	5	5.5	—
Output voltage	$V_{OUT}$	V	$V_{OUT} = \frac{V_S}{5} (G * I_P + V_{OS})$			$I_P = (V_{OUT} * \frac{5}{V_S} - V_{OS}) / G$
Output voltage (at $I_P = 0$ )	$V_{OS}$	V	—	2.500	—	—
Electrical offset voltage	$V_{OS,ELECT}$	mV	—	±3	—	$T_A = 25^\circ\text{C}, V_S = 5\text{ V}$
Magnetic offset voltage	$V_{OS,MAG}$	mV	—	±2	—	$T_A = 25^\circ\text{C}, V_S = 5\text{ V}$
Current consumption	$I_{SUPPLY}$	mA	— —	13 —	— 16	$T_A = 25^\circ\text{C}, V_S = 5\text{ V}$ —
Load resistance	$R_L$	Ohm	10k	—	—	—
Output impedance	$R_{out}$	Ohm	— —	1 —	— 10	$T_A = 25^\circ\text{C}$ $T = -40^\circ\text{C}$ to $125^\circ\text{C}$
Ratiometric error	$\epsilon_r$	%	—	±0.5	—	—
Sensitivity	G	mV/A	—	$2000/I_{PN}$	—	$T_A = 25^\circ\text{C}$
Sensitivity error: ±100 A to ±1200 A ±1500 A	$\epsilon_g$	%	— —	±0.6 ±0.8	— —	$T_A = 25^\circ\text{C}, V_S = 5\text{ V}$ $T_A = 25^\circ\text{C}, V_S = 5\text{ V}$
Linearity error	$\epsilon_L$	%	-1	—	1	% of full scale output
Ambient operating temperature	—	°C	-40	—	125	—
Average temperature coefficient	$V_{OS,ELECT}$	mV/°C	—	±0.04	—	—
Average temperature coefficient of G	—	%/°C	—	±0.02	—	—
Step response time (10 % to 90 %)	$t_r$	µs	—	2	6	—
Frequency bandwidth	BW	kHz	45	—	—	-3 dB
Output RMS noise (RMS)	—	mV	—	—	2	—

<sup>1</sup> See Table 4 for catalog listing specifics.

# OPEN LOOP CURRENT SENSORS CSHV SERIES

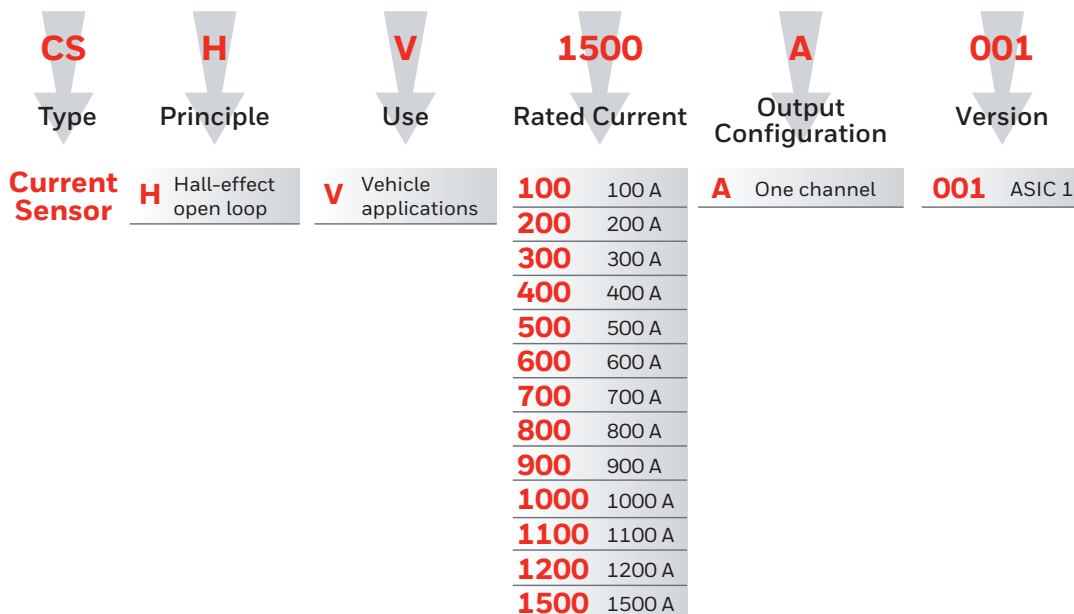
**TABLE 3. MECHANICAL CHARACTERISTICS**

CHARACTERISTIC	DESCRIPTION
Housing material	PBT + GF30 %
Mounting screw	M4, 2,5 N m torque max.
Mating electrical connector	TE MPN 1473672-1
Weight	58 g

**TABLE 4. ORDER GUIDE**

CATALOG LISTING	MEASURE RANGE (A)	SENSITIVITY (mV/A at $V_s = 5\text{ V}$ )	OFFSET (mV at $V_s = 5\text{ V}$ )		ACCURACY (% at $V_s = 5\text{ V}$ )	
			25°C	-40°C to 85°C	25°C	-40°C to 85°C
CSHV100A-001	±100	20	±7 mV	±25 mV	±1 %	±2 %
CSHV200A-001	±200	10	±7 mV	±15 mV	±1 %	±2 %
			25°C	-40°C to 125°C	25°C	-40°C to 125°C
CSHV300A-001	±300	6.667	±7 mV	±18 mV	±1 %	±2 %
CSHV400A-001	±400	5	±7 mV	±13 mV	±1 %	±2 %
CSHV500A-001	±500	4	±7 mV	±10 mV	±1 %	±2 %
CSHV600A-001	±600	3.333	±7 mV	±10 mV	±1 %	±2 %
CSHV700A-001	±700	2.857	±7 mV	±10 mV	±1 %	±2 %
CSHV800A-001	±800	2.5	±7 mV	±10 mV	±1 %	±2 %
CSHV900A-001	±900	2.222	±7 mV	±10 mV	±1 %	±2 %
CSHV1000A-001	±1000	2	±7 mV	±10 mV	±1 %	±2 %
CSHV1100A-001	±1100	1.818	±7 mV	±10 mV	±1 %	±2 %
CSHV1200A-001	±1200	1.667	±7 mV	±10 mV	±1 %	±2 %
CSHV1500A-001	±1500	1.333	±7 mV	±10 mV	±2 %	±3 %

**Figure 1. Nomenclature**



# OPEN LOOP CURRENT SENSORS CSHV SERIES

Figure 2. Dimensional Drawings (For reference only: mm/in)

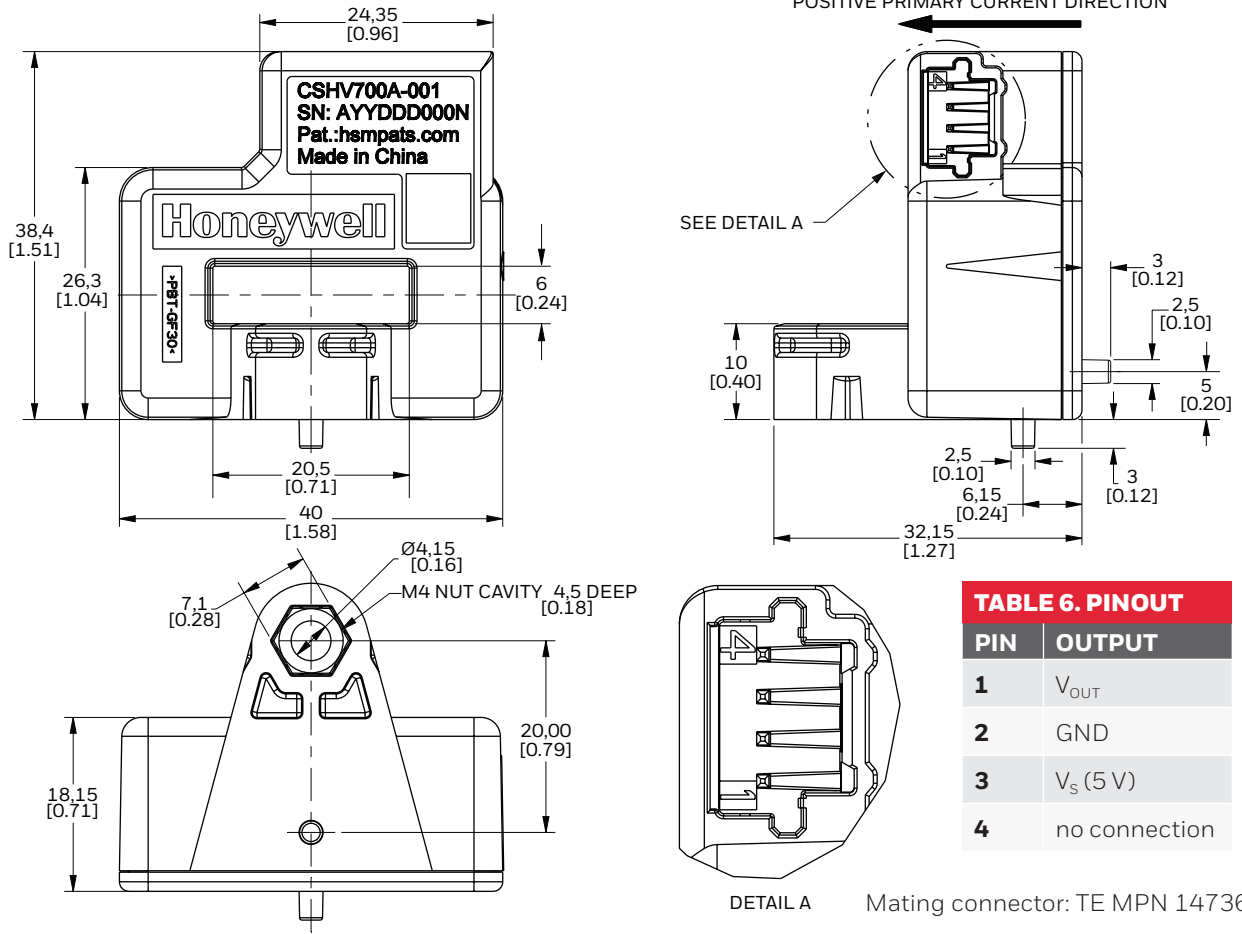


Figure 3. Part Marking Details

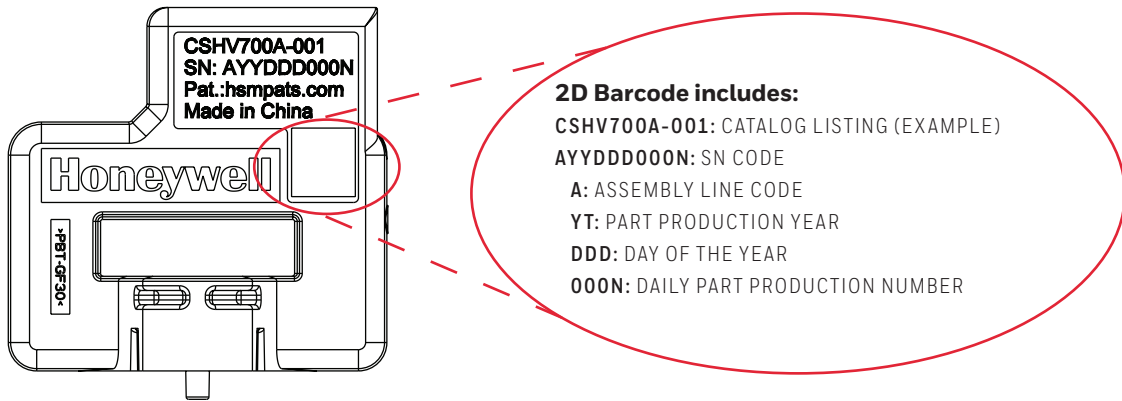
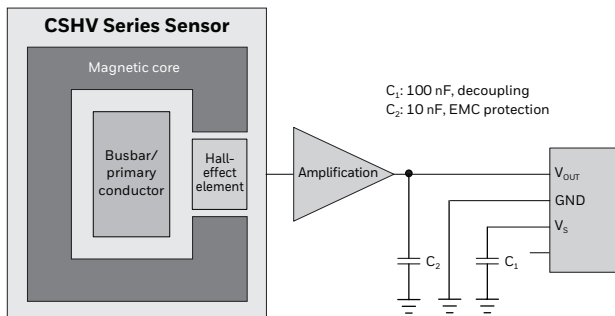


Figure 4. Electrical Diagram



## NOTICE

### SENSOR ACCESSIBILITY

- Ensure that the current sensor is installed in a suitable electrical enclosure which is only accessible with the use of special tools.