

THIS IS ISSUED IN STRICT CONFIDENCE THAT IT IS NOT USED AS A BASIS FOR MANUFACTURE OR SALE AND THAT IT IS NOT COPIED, REPRINTED OR DISCLOSED TO A THIRD PARTY EITHER WHOLLY OR IN PART WITHOUT THE PRIOR WRITTEN CONSENT OF CAL TEST ELECTRONICS, INC.

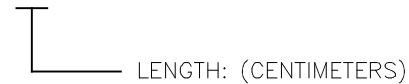
NOTES:

- BNC MALE TO BNC MALE CABLE ASSEMBLY ON RG223/U COAXIAL CABLE, 50 Ω w/MOLDED BEND RELIEF BOOTS.
- SPECIFICATIONS:
 CONNECTOR:
 BNC MALE CRIMP, 50 Ω IMPEDANCE PER MIL-C-39012.
 BODY: BRASS, NICKEL PLATED.
 DIELECTRIC: PTFE.
 CENTER CONTACT: BRASS, GOLD PLATED.
 CABLE:
 RG223/U PER MIL-C-17.
 IMPEDANCE: 50 Ω.
 JACKET: PVC, BLACK, Ø 5.38 (Ø .212) O.D., NON-CONTAMINATING.
 CENTER CONDUCTOR: 1/.86 (.034) SOLID COPPER, SILVER PLATED.
 DIELECTRIC: PE.
 SHIELD MATERIAL: (2) COPPER BRAIDS, 95%, SILVER PLATED.
 VELOCITY OF PROPAGATION: 66%.
 CAPACITANCE: 101.1 pF/m, (30.8 pF/ft).
 BEND-RELIEF BOOT:
 PVC, BLACK. (MOLDED TO CABLE AND CONNECTOR).
- RATINGS (ASSEMBLY):
 VOLTAGE: 500 Vrms.
 FREQUENCY: DC to 1 GHz.
 IMPEDANCE: 50 Ω.
 VSWR:
 1.20:1 MAX. - DC to 500 MHz.
 1.70:1 MAX. - 500 MHz to 1 GHz.
 INSERTION LOSS (TYP.): 0.8 dB/m @ 1 GHz.
 TEMPERATURE: 0°C TO +80°C.
- STANDARD PACKAGING: 5 PCS. PER PACK (LENGTH).
- RoHS 2 COMPLIANT.

REVISIONS			
REV.	DESCRIPTIONS	DATE	APPROVED
—	CLASS A RELEASED	8/11/14	
A	ADDED NOTES 4 & 5; UPDATED TO METRIC FORMAT	5/22/18	

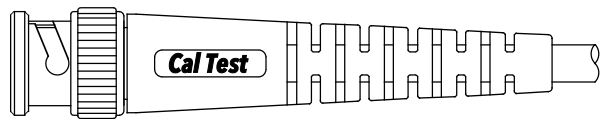
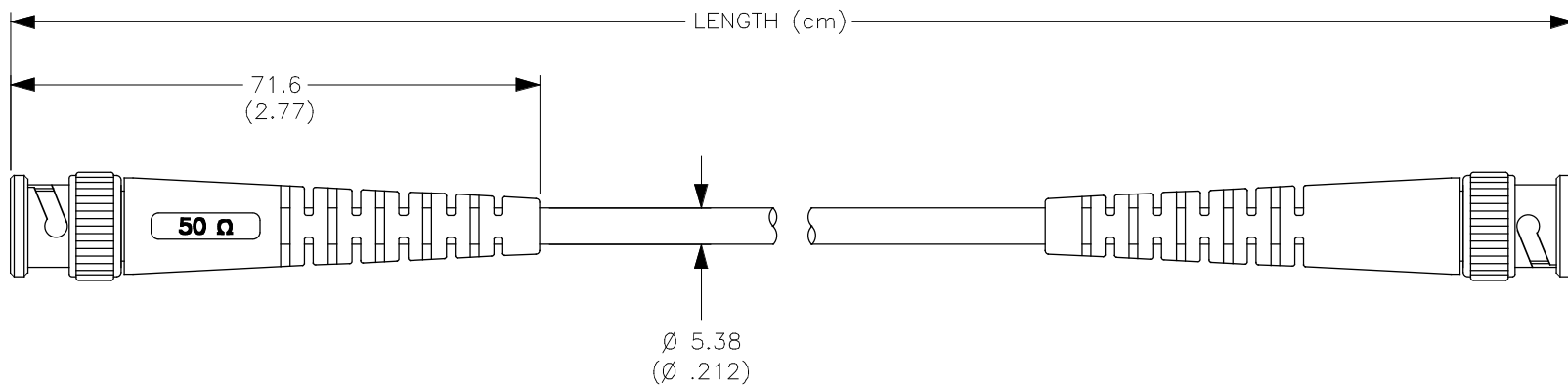
MODEL NUMBER

CT4098-L



<h1>METRIC</h1>	UNLESS OTHERWISE SPECIFIED DIMENSIONS ARE IN MILLIMETERS TOLERANCES ARE: DECIMALS ANGLE .X ± 0.8 ± 2° .XX ± 0.25	CONTRACT NO.		Cal Test Electronics 22820 Savi Ranch Parkway Yorba Linda, CA 92887-4610	
	DO NOT SCALE DRAWING	APPROVALS	DATE	CABLE ASSEMBLY, BNC MALE TO BNC MALE, RG223/U, 50 Ω	
MATERIAL	DRAWN	8/11/14	TITLE		
THIRD ANGLE PROJECTION	FINISH	CHECKED	SIZE		REV.
		ENGR.	A	CAGE CODE	A
		DESIGN ACTIVITY		43F45	
			SCALE	DWG. NO.	
			NONE	P409800	
				SHEET	1 OF 2

THIS IS ISSUED IN STRICT CONFIDENCE THAT IT IS NOT USED AS A BASIS FOR MANUFACTURE OR SALE AND THAT IT IS NOT COPIED, REPRINTED OR DISCLOSED TO A THIRD PARTY EITHER WHOLLY OR IN PART WITHOUT THE PRIOR WRITTEN CONSENT OF CAL TEST ELECTRONICS, INC.



BOOT BODY
ROTATED 180°

DRAWN		WDH	10/20/02	SIZE A	CAGE CODE 43F45	DWG. NO. P409800	REV. A
CHECKED				SCALE 1:1		SHEET 2 OF 2	