


# Accessories

## AC Split-Core Current Transformer

### Type CTD-6S ( max 50x52 mm)

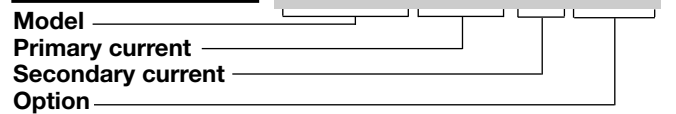


- Bus-bar type split core current transformer
- Class 1 accuracy
- Currents from 150 A to 1000 A
- Up to 6 Bus-bar isolated fixing screws
- Double screw terminals (up to 8-wire connections)
- Sealable terminal block covers
- Sealable fixing split-core screws

### Product Description

Split-core current transformer with bus-bar mounting facility. Rated primary currents from 150 A to 1000 A.

### Ordering Key **CTD-6S 1000 5A XXX**



### Type Selection

Primary current	Secondary current	Option
From 150A to 1000A (Refer to the Range Table)	1A (on request) 5A	XXX: none XTX: tropicalization (on request)

### Input Specifications

Operating frequency	48 to 62 Hz
Max. system voltage	0.72 kV
Rated insulation level	3 kV/1 min. @ 50 Hz
Insulation class	E (max 75°C)
Short-time current rating $I_{th}$ $I_{dyn}$	Typical 100 $I_n$ / 1 s 2.5 $I_{th}$ The short-time thermal current $I_{th}$ is anyway limited by the cable/bus-bar size
Extended current rating	120%
Security factor (FS)	≤ 5 (Class: 1 and 3)

Working temperature	-25°C to +60°C (-13°F to 140°F) (R.H. < 90% non condensing @ 40°C)
Storage temperature	-30°C to +70°C (-22°F to 158°F) (R.H. < 90% non condensing @ 40°C)
Approvals	CE, cURus and CSA
Connection Cable cross section area	Screw type From 1.5 to 6 mm <sup>2</sup> Min/Max screws tightening torque relevant to terminal block screws: From 1 to 2 Nm Max screws tightening torque relevant to the cable/bus-bar fixing screws: 0,3 Nm
Protection degree	IP00 (without sealable terminal covers) IP20 (with sealable terminal block covers + wire terminals)
Cable diameter	Max. 50 mm
Bus-bar size	Max. 50x52 mm
Weight	From 450 to 700 g

### General Specifications

Standards	According to EN61869-2
Housing	ABS, self-extinguishing: UL 94 V-0
Mounting	Bus-bar mounting
Standard accessories	Two terminal block screws. Six cable/bus-bar fixing screws. Six plastic caps for cable/bus-bar fixing screws. Two sealable terminal block covers.
Special features	1 A secondary current, Tropicalization

### Output Specifications

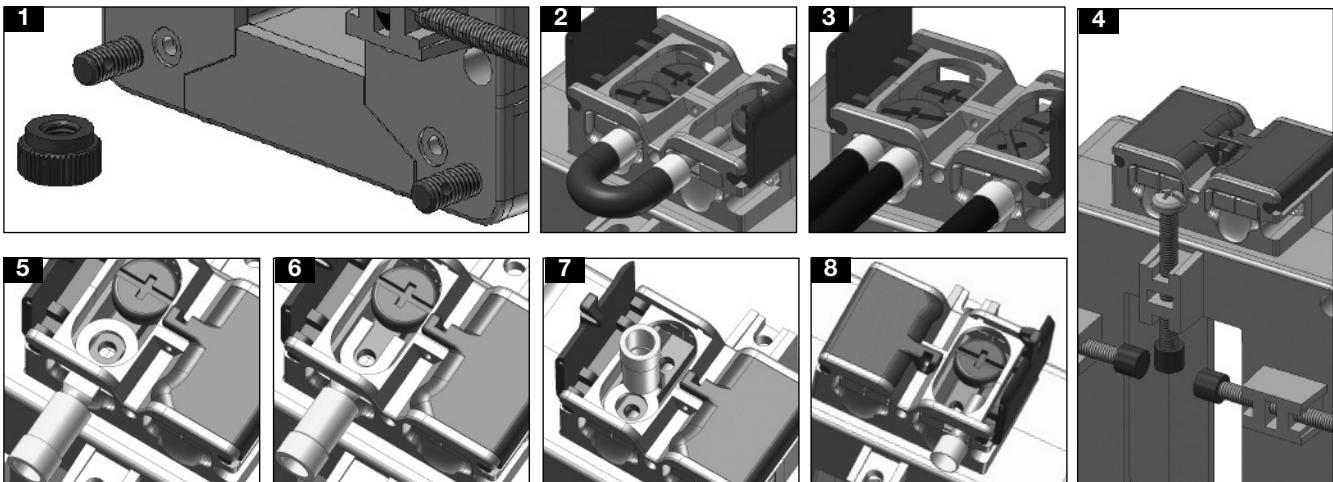
Rated secondary current	5 A or 1 A
-------------------------	------------

## Range Table

Model CTD-6S from 150A to 500A		
Primary Current	Burden (VA)	
	CL 1	CL 3
150 (@60°C/140°F)	-	1.5
200 (@60°C/140°F)	1.5	2
250 (@60°C/140°F)	1.5	3.75
300 (@60°C/140°F)	1.5	5
400 (@60°C/140°F)	2.5	5
500 (@60°C/140°F)	5	10

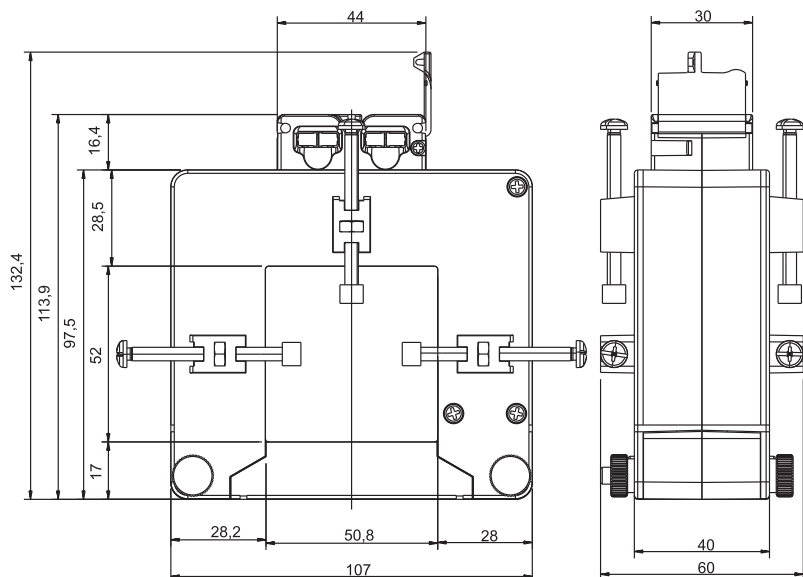
Model CTD-6S from 600A to 1000A		
Primary Current	Burden (VA)	
	CL 1	CL 3
600 (@60°C/140°F)	7.5	15
700 (@60°C/140°F)	7.5	15
750 (@50°C/122°F)	7.5	15
800 (@50°C/122°F)	10	15
1000 (@50°C/122°F)	10	15

## Benefits



- Easy way to open and close the CT core by the dedicate selectable screws (see figure 1).
- Bridging of current transformer output without changing the connection of the secondary, so to avoid any output overvoltage during either the maintenance or the installation procedure (see figure 2).
- Easy output and earth connection (see fig. 3).
- Multiple screws provided with isolation cap screws to grant a strong and reliable fixing of the current transformer to the bus-bar (see figure 4).
- Screw terminals compatible with any kind of wire terminals and protection of screw terminals using specific sealable covers to assure always the best safety (see figure 5-6-7-8).

## Dimensions (mm)



## Wiring Diagram

